

MEETING CALLED TO ORDER	The regular meeting of the Pennsville Board of Education was called to order at 6:01 pm on Monday, September 24, 2018 by Mr. Chambers.
ROLL CALL	Board members present were Messrs. Acton, Hassler, Nugent, Thomas, Mrs. Cook, Mrs. Staffieri-Morris and Mr. Chambers. Mr. Lang was absent. Also present were Dr. Brodzik, Mr. Davidson and Board Solicitor, Mr. Toscano.
FLAG SALUTE	Mr. Chambers led the board in the salute to the flag and asked for a moment of silence.
OPEN PUBLIC MEETINGS ACT	Mr. Chambers read the following statement and requested it be made a part of the minutes:  The meeting is held in accordance with the Open Public Meetings Act and advance notice was provided to the SOUTH JERSEY TIMES and the COURIER POST and posted at 30 Church Street on January 9, 2018.
NEW BOARD MEMBER: T. MASON	Mr. Davidson administered the Oath of Office to new board member, Thomas Mason. Mr. Mason took his seat on the board.
ROLL CALL	Board members present were Messrs. Acton, Hassler, Mason, Nugent, Thomas, Mrs. Cook, Mrs. Staffieri-Morris, and Mr. Chambers. Mr. Lang was absent. Also present were Dr. Brodzik, Mr. Davidson and Board Solicitor, Mr. Toscano.
COMMUNICATIONS	Mr. Davidson read a resignation letter from Mrs. Crowley, Middle School Administrative Assistant.
APPROVE MINUTES 8/6/18 & 8/27/18	Mr. Nugent moved the board approve the minutes of the regular and closed session meetings on August 6 and August 27, 2018. Mr. Hassler seconded the motion. Voting in favor of the motion was Messrs. Acton, Hassler, Nugent, Thomas, Mrs. Cook, Mrs. Staffieri-Morris and Mr. Chambers. Total 7. Mr. Lang was absent. Mr. Mason abstained from voting. Motion carried.
A WALK THROUGH THE PARCC PRESENTATION	Ms. Ficke gave the board an update on student achievement throughout the district by providing current data from Grade 3 through Grade 11. Discussion occurred. (Attachment "A")
SPRING MUSICAL 2019	Mrs. Baker-Plale spoke about the Pennsville Memorial High School spring musical proposal, Freaky Friday.
STUDENTS OF THE MONTH	Mrs. Baker-Plale presented the fall pressed leaves artwork that was provided by Mrs. Reilley's 2nd and 3rd graders.
PENNSVILLE BOE SOCIAL MEDIA	Mr. Thomas stated that a new facebook page would be launched shortly to keep residents, parents and students up to date with information from the schools. Discussion occurred.
SERVICE RECOGNITION	Dr. Brodzik stated that he will attend the schools faculty meetings throughout the next few weeks to present the teachers with service

recognitions.

## FIRE & SECURITY DRILL REPORTS

Dr. Brodzik requested approval of the August 2018 Fire and Security Drills. Mr. Thomas moved approval be granted. Mrs. Staffieri-Morris seconded the motion. Voting in favor of the motion was Messrs. Acton, Hassler, Nugent, Thomas, Mrs. Cook, Mrs. Staffieri-Morris and Mr. Chambers. Mr. Lang was absent. Mr. Mason abstained from voting. Motion carried. (Attachment "B")

Mr. Chambers stated that the following block of Superintendent resolutions will be considered with a roll call vote: 1SP-9SP. He asked if any board member had a resolution for withdrawal from the block to be voted on separately. No one did. Mr. Chambers noted he will abstain from voting on resolution 09-24-8SP.

On recommendation of the Superintendent, Mrs. Staffieri-Morris moved the board:

FMLA LOA:  
R. BLACK  
J. VEALE  
S. HINDMAN  
J. GRAFF

Approve the Paid FMLA Leave of Absence for Rachel Black, Para at Central Park School for the approximate dates of 10/22/2018-11/10/2018, and Unpaid FMLA/NJFLA from 11/11/2018- 02/02/2019. FMLA not to exceed 60 days.

Approve the Paid FMLA Leave of Absence for Jessica Veale, teacher at the Pennsville Middle School for the approximate dates of 12/03/2018-01/31/2019 Unpaid NJFLA/ FMLA from 02/01/2018 to 03/10/2019, not to exceed 60 days. Approximate return date 03/11/2019.

Approve the Intermittent Paid/Unpaid FMLA Leave of Absence for Steven Hindman, Principal of Central Park School from 07/01/2018-06/30/2019 not to exceed 60 days.

Approve the Intermittent Paid FMLA Leave of Absence for Jacqueline Graff, teacher at Penn Beach School from 07/01/2018-06/30/2019 not to exceed 60 days.

## FIELD TRIPS

Approve the Following Field Trips:

- September 25, 2018 for 15 students, 2 adults
- November 27, 2018 for 15 students, 2 adults
- December 11, 2018 for 15 students, 2 adults

RETIREMENT:  
S. CROWLEY

Approve with regret the retirement of Sandra Crowley, Secretary at the Pennsville Middle School, effective January 1, 2019. Inherent in this motion is to post and advertise per the negotiated agreement, if necessary.

SUBSTITUTE  
TEACHER:  
N. PINO

Approve the following substitute teacher, who has State of New Jersey substitute teaching credentials and criminal history approval, for the 2018-2019 school year at the rate of \$85.00 per day worked:

- Nicholas Pino

SUBSTITUTE  
PARAPROFESSIONAL  
AIDE: D. BRIGGS

Approve the following individual, who has criminal history approval, to the Substitute Paraprofessional Aide list for the 2018-2019 school year at the rate of \$70.00 per day worked:

- Darlene Briggs

SUBSTITUTE  
SECRETARY:  
D. BRIGGS

Approve the following individual, who has criminal history approval, to the Substitute Secretary list for the 2018-2019 school year at the rate of \$77.50 per day worked:

- Darlene Briggs

HOMEBOUND  
INSTRUCTION

Approve homebound instruction for the following students:

- SID # 4973939589
- Place: Inspira Health Center
- Grade:2
- Dates start and end: 09/06/2018-TBD
- Instructors: PESI
- Rate of: \$31.15 per hour
- Hours: not to exceed 5 hours per week
- SID # 1568484755
- Place: Rockford Center
- Grade: 12
- Dates start and end:09/04/2018- TBD
- Instructors: EI US LLC
- Rate of: \$41.50 per hour
- Hours: not to exceed 5 hours per week

CONTRACTUAL  
CHANGE/DEGREE  
STATUS

Approve the contractual change in degree status, retroactive to September 1, 2018 for the following educators:

- Cami Chambers- Bachelor's Plus 30
- Jennifer Palestini- Bachelor's Plus 30
- Jennifer Dubarry-Paul- Master's Plus 30
- Monika Puitz- Master's Degree
- Alyssa Robishaw- Bachelor's Plus 30
- Jared Williams- Master's Degree
- Wilfredo Rodriguez- Master's Degree
- Colleen Press- Bachelor's Plus 30

MENTORS/MENTOR  
FEES 2018-19

Approve the following Mentors and Mentor fees for the 2018-2019 school year:

TEACHER	MENTOR	FEE
---------	--------	-----

Jeremy Atlas	Dion Romolini	\$550
Derek Foglein	Colleen Fulmer	\$550

Mr. Thomas seconded the motion. Voting in favor of the motion were Messrs. Acton, Hassler, Nugent, Thomas, Mrs. Cook, and Mrs. Staffieri-Morris. Total 6. Mr. Chambers voted in favor of the motion but abstained from voting on resolution 09-24-8SP. Mr. Lang was absent. Mr. Mason abstained from voting. Motion carried.

Mr. Chambers stated that the following block of Business Administrator resolutions will be considered with a roll call vote: 1BA-5BA. He asked if any board member had a resolution for withdrawal from the block to be voted on separately. No one did. Mr. Nugent noted he will abstain from voting on check #100267 contained in resolution 09-24-1BA. Mr. Chambers noted he will abstain from voting on check #100316 contained in resolution 09-24-1BA.

On recommendation of the Superintendent, Mr. Nugent moved the board:

#### GF INVOICES 9/18

Approve the payment of September 2018 General Fund Invoices in the amount of \$796,181.73 which have been properly signed.  
(Attachment "C")

#### PAYROLL & HW CHECK LIST 8/18

Approve the payment of August 2018 Payroll and Handwritten Check List for a total of \$428,346.92 which have been properly signed.  
(Attachment "D")

#### DONATION

Accept the following donation to the Pennsville School District from Ms. Julie Brown:

8 bookbags                      Total Value: \$50.00

#### NURSING SERVICES 2018-19

Approve the following nursing services for the 2018-2019 school year:

1 student	Provider:	Bayada Home Healthcare Cherry Hill, New Jersey
	SID #:	3754562696
	Grade:	11
	Effective Dates:	September 4, 2018-June 30, 2019
	Cost:	\$49.00 per hour-RN services \$39.00 per hour-LPN services

#### OUTGOING TUITION STUDENTS 2018-19

Approve the following outgoing tuition students for the 2018-2019 school year:

School:	Eastern Camden County Regional School District Voorhees Township, New Jersey
SID #:	3754562696
Grade:	11
Effective Dates:	September 4, 2018-June 30, 2019
Tuition:	\$19,000.00

1:1 Aide: \$31,019.00  
 OT Services: \$1,400.00

School: Pineland Learning Center  
 Vineland, New Jersey

SID #: 8107351519

Grade: 9

Effective Dates: September 7, 2018 - June 30, 2019

Tuition: \$53,460.00 (\$297.00 per diem)

Mr. Acton seconded the motion. Voting in favor of the motion were Messrs. Acton, Hassler, Thomas, Mrs. Cook and Mrs. Staffieri-Morris. Total 5. Mr. Nugent voted in favor of the motion but abstained from voting on check #100267 contained in resolution 09-24-1BA. Mr. Chambers voted in favor of the motion but abstained from voting on check #100316 contained in resolution 09-24-1BA. Mr. Lang was absent. Mr. Mason abstained from voting. Motion carried.

Mr. Chambers stated that the following block of New Business resolutions will be considered with a roll call vote: 1NB-9NB. He asked if any board member had a resolution for withdrawal from the block to be voted on separately. No one did.

On recommendation of the Superintendent, Mr. Thomas moved the board:

#### WORKSHOPS

Approve the following workshops, meals plus mileage not to exceed the state travel reimbursement requirements set forth by the Department of Treasury:

- Julie Brown, Psychologist to attend the High Risk Client Workshop to be held on November 16, 2018, in Mount Laurel, New Jersey with a registration fee of \$199.99.
- Rita Bennett, Psychologist to attend the High Risk Client Workshop to be held on November 16, 2018, in Mount Laurel, New Jersey with a registration fee of \$199.99 including additional expenses not to exceed \$204.58
- Bobbie Ann Fordham, Principal of Valley Park School to attend the Doing What Works Conference to be held on October 10, 2018 in Philadelphia, Pennsylvania with a registration fee of \$209 including additional expenses not to exceed \$227.85.
- Susan Ficke, Assistant Superintendent to attend the STEM Conference to be held on September 26-28, 2018, in Orlando, Florida with a registration fee of \$495 with additional expenses not to exceed \$445.47.
- Brittany O'Shea, Guidance Counselor at the Pennsville Middle

School to attend the Intervention and Referral Services Workshop to be held on Oct 25, 2018, in Galloway, New Jersey with a registration fee of \$178.00.

- Bob Belding, Teacher at the Pennsville High School to attend the New Jersey Science Convention to be held on October 23-24, 2018, in Princeton, New Jersey with a registration fee of \$175. and meals plus mileage not to exceed the state travel requirements set forth by the Department of Treasury.
- Jessica Veale, Teacher at the Pennsville Middle School to attend the Executive Function Skills Workshop to be held on November 19, 2018 in Cherry Hill, New Jersey with a registration fee of \$259. with additional meals plus mileage not to exceed the state travel requirements set forth by the Department of Treasury.

**EQUIPMENT SALE** Approve the sale of the attached list of items which are no longer needed for school purposes. (Attachment "E")

**FIELD TRIPS** Approve the following Field Trips:

- November TBD, 2018, for 35 Students and 2 Adults
- December TBD, 2018, for 35 Students and 2 Adults
- April TBD, 2019, for 10-12 Students and 1 Adult
- December 07, 2018 for 12 Students and 1 Adult
- November 21, 2018, for 35 Students and 2 Adults

**OUTGOING TUITION STUDENTS 2018-19** Approve the following outgoing tuition students for the 2018-2019 school year:

School: Salem County Special Services School District  
Cumberland Campus  
SID #: 8225670348  
Grade: 7  
Effective Dates: September 6, 2018 – June 30, 2019  
Tuition: \$38,853.00  
1:1 Aide: \$38,438.00 (\$213.54 per diem)

School: Salem County Special Services School District  
Cumberland Campus  
SID #: 5269701224  
Grade: 2  
Effective Dates: September 6, 2018 – June 30, 2019  
Tuition: \$38,853.00

School: Salem County Special Services School District  
Cumberland Campus  
SID #: 6221922776

Grade: 2  
Effective Dates: September 6, 2018 – June 30, 2019  
Tuition: \$42,159.00  
1:1 Aide: \$38,438.00 (\$213.54 per diem)

School: Salem County Special Services School District  
Regional Day  
SID #: 8048459928  
Grade: 5  
Effective Dates: September 6, 2018 – June 30, 2019  
Tuition: \$42,502.00

School: Salem County Special Services School District  
Regional Day  
SID #: 4673519611  
Grade: 12  
Effective Dates: September 6, 2018 – June 30, 2019  
Tuition: \$42,502.00

School: Salem County Special Services School District  
Daretown  
SID #: 2434627609  
Grade: 8  
Effective Dates: September 6, 2018 – June 30, 2019  
Tuition: \$48,386.00

School: Salem County Special Services School District  
Daretown  
SID #: 5471766248  
Grade: 1  
Effective Dates: September 6, 2018 – June 30, 2019  
Tuition: \$48,386.00

School: Salem County Special Services School District  
Daretown  
SID #: 1351982264  
Grade: 8  
Effective Dates: September 6, 2018 – June 30, 2019  
Tuition: \$48,386.00

School: Salem County Special Services School District  
Daretown  
SID #: 5838861124  
Grade: 2  
Effective Dates: September 6, 2018 – June 30, 2019  
Tuition: \$48,386.00

School: Salem County Special Services School District  
Daretown  
SID #: 4861836510  
Grade: 8  
Effective Dates: September 6, 2018 – June 30, 2019  
Tuition: \$48,386.00

School: Salem County Special Services School District  
Daretown  
SID #: 6525839321  
Grade: 7  
Effective Dates: September 6, 2018 – June 30, 2019  
Tuition: \$48,386.00

School: Salem County Special Services School District  
Regional Day  
SID #: 6295311476  
Grade: 9  
Effective Dates: September 6, 2018 – June 30, 2019  
Tuition: \$42,502.00

School: Salem County Special Services School District  
Cumberland Campus  
SID #: 6212120921  
Grade: 2  
Effective Dates: September 6, 2018 – June 30, 2019  
Tuition: \$42,159.00

School: Salem County Special Services School District  
Cumberland Campus  
SID #: 4627008773  
Grade: 3  
Effective Dates: September 6, 2018 – June 30, 2019  
Tuition: \$42,159.00

School: Salem County Special Services School District  
Regional Day  
SID #: 7810820896  
Grade: 12  
Effective Dates: September 6, 2018 – June 30, 2019  
Tuition: \$42,502.00

School: Salem County Special Services School District  
Regional Day



SID #: 6745763297  
 Grade: 12  
 Effective Dates: September 6, 2018 – June 30, 2019  
 Tuition: \$42,502.00

School: Salem County Special Services School District  
 Regional Day

SID #: 5049066562  
 Grade: 12  
 Effective Dates: September 6, 2018 – June 30, 2019  
 Tuition: \$42,502.00  
 1:1 Aide: \$38,438.00 (\$213.54 per diem)

School: Salem County Special Services School District  
 Regional Day

SID #: 3383347518  
 Grade: 12  
 Effective Dates: September 6, 2018 – June 30, 2019  
 Tuition: \$42,502.00  
 1:1 Aide: \$38,438.00 (\$213.54 per diem)

School: Salem County Special Services School District  
 Alternative HS

SID #: 9003869045  
 Grade: 11  
 Effective Dates: September 6, 2018 – June 30, 2019  
 Tuition: \$26,000.00

School: Salem County Special Services School District  
 Alternative HS

SID #: 2629978208  
 Grade: 11  
 Effective Dates: September 6, 2018 – June 30, 2019  
 Tuition: \$26,000.00

EMPLOY:  
 V. DELLEROSE

Approve to employ Valerie Dellerose as Long Term Special Education Substitute Teacher, pending receipt of criminal history approval, for the 2018-2019 school year on Step 1-2 of the Bachelor's Guide at an annual salary of \$49,500 (prorated), effective October 11, 2018 through June 30, 2019. This position expires on June 30, 2019.

SCHEDULE "C"  
 POSITIONS

Approve the following individuals to Schedule "C" Extra-Curricular positions at the contractual stipends listed, as per the negotiated agreement for the 2018-2019 school year:

Theresa Hengeli	CP Strings Club Advisor (Fall Season)	\$423
-----------------	---------------------------------------	-------

Theresa Hengeli	CP Strings Club Advisor (Spring Season)	\$423
Linda Wardell	PB Strings Before School Advisor (Fall Season)	\$423
Linda Wardell	PB Strings Before School Advisor (Spring Season)	\$423
Ashley Serfass	CP Color Club	\$423
Lisa Powers	CP Doodle Club	\$423

#### ADMINISTRATOR COORD. EXTENDED DAY TUTORING PROGRAMS 2018-19

Approve the following individuals as Administrative Coordinators of the Extended Day Tutoring Programs for the 2018-2019 school year, at a stipend of \$5,300 each for the period of approximately November 1, 2018 through approximately May 30, 2019, for the preparation, ongoing oversight and evaluation of the program:

- Steven Hindman ~ Central Park Elementary School
- Mark Zoppina ~ Penn Beach Elementary School
- Christina Collazo ~ Pennsville Middle School

#### GCSSD JIF MEMBERSHIP

Approve the Resolution and Indemnity and Trust Agreement, attached as Exhibit A, to renew membership in the Gloucester, Cumberland, Salem School Districts Joint Insurance Fund (GCSSD JIF) for the three year membership term commencing on July 1, 2019. (Attachment "F")

#### JOB DESCRIPTIONS

Approve the following attached job descriptions in anticipation of approval of the expansion of the Preschool Program: (Attachment "G")

- Preschool Teacher
- Master Teacher

Mr. Nugent seconded the motion. Voting in favor of the motion were Messrs. Acton, Hassler, Nugent, Thomas, Mrs. Cook, Mrs. Staffieri-Morris and Mr. Chambers. Total 7. Mr. Lang was absent. Mr. Mason abstained from voting. Motion carried.

#### SUPERINTENDENT COMMENTS

Dr. Brodzik noted that a Pennsville Township Emergency Management representative stated he would like to see additional lighting around the stadium during night events.

#### PUBLIC COMMENTS

There were no public comments.

#### BOARD MEMBER COMMENTS

Mr. Chambers stated that he attended the Educational Foundation of Pennsville Public Schools meeting and spoke of some fundraisers their committee had planned for this school year.

#### CLOSED SESSION

Mr. Chambers read the following RESOLUTION and Mr. Nugent moved for adoption:

September 24, 2018

**WHEREAS**, the Open Public Meetings Act authorizes Boards of Education to meet in executive session under certain circumstances.

**WHEREAS**, the Open Public Meetings Act requires the Board to adopt a resolution at a public meeting to go into private session; now therefore,

**BE IT RESOLVED** by the Pennsville Board of Education, that it is necessary to meet in executive session to discuss certain items involving:

Matters in which the release of information would impair the right to receive government funds, and specifically:

Matters involving anticipated or pending litigation, including matters of attorney-client privilege, and specifically:

Matters involving personnel issues, including but not limited to, the employment, appointment, termination of employment, terms and conditions of employment, evaluation of performance, promotion or discipline of any public office or employee, and specifically:

**FURTHER RESOLVED** that the Board of Education will not return to open session to conduct business at the conclusion of the executive session.

Mrs. Staffieri-Morris seconded the motion which was unanimously approved on voice vote.

RECESSED

Meeting recessed at 7:50 pm.

RECONVENED

Meeting reconvened at 8:45 pm.

ADJOURNMENT

Mr. Nugent moved the meeting be adjourned. Mr. Thomas seconded the motion which was unanimously approved on voice vote.

Meeting adjourned at 8:45 pm.

MATERIALS  
AVAILABLE FOR  
REVIEW


The following materials were available for public review at this meeting:  
Agenda.

Respectfully submitted,



Richard Davidson  
Secretary

# A Walk Through the PARCC



PARCC RESULTS:  
SPRING 2016, 2017 & 2018  
ADMINISTRATIONS

PENNSVILLE SCHOOL DISTRICT


Measuring  
College and  
Career Readiness

# PARCC PERFORMANCE LEVELS

- Level 1: Not yet meeting grade-level expectations
- Level 2: Partially meeting grade-level expectations
- Level 3: Approaching grade-level expectations
- Level 4: Meeting grade-level expectations
- Level 5: Exceeding grade-level expectations



# COMPARISON OF PENNSVILLE'S SPRING 2016, 2017 & 2018 PARCC ADMINISTRATIONS ENGLISH LANGUAGE ARTS/LITERACY



	Not Yet Meeting Expectations (Level 1)			Partially Meeting Expectations (Level 2)			Approaching Expectations (Level 3)			Meeting Expectations (Level 4)			Exceeding Expectations (Level 5)			Change in levels 1-2 from 2016-2018	Change in levels 4-5 from 2016-2018
	2016	2017	2018	2016	2017	2018	2016	2017	2018	2016	2017	2018	2016	2017	2018		
Grade 3	14%	13%	17%	11%	18%	13%	27%	29%	24%	47%	38%	44%	2%	2%	3%	6	2
Grade 4	4%	4%	5%	9%	7%	7%	25%	23%	27%	40%	53%	38%	22%	13%	24%	-1	1
Grade 5	8%	5%	4%	11%	6%	7%	23%	19%	27%	55%	62%	52%	4%	8%	10%	-8	4
Grade 6	3%	7%	8%	17%	19%	18%	35%	29%	36%	41%	40%	34%	3%	5%	3%	7	8
Grade 7	11%	5%	10%	16%	13%	11%	33%	23%	23%	33%	51%	33%	7%	8%	23%	-6	15
Grade 8	14%	13%	12%	16%	15%	15%	32%	24%	24%	33%	41%	43%	4%	8%	7%	-4	12
Grade 9	17%	26%	11%	24%	25%	22%	30%	30%	28%	25%	18%	32%	4%	2%	6%	-8	10
Grade 10	56%	39%	35%	13%	20%	18%	8%	22%	25%	15%	16%	17%	8%	4%	5%	-17	0
Grade 11*	39%	38%	15%	18%	22%	15%	13%	14%	30%	25%	17%	32%	6%	9%	8%	-28	10

\*\*Level 4 and Level 5 is an indication a student is on pace to be college and career ready.

Note: Percentages may not total 100 due to rounding.

Comparison of Pennsville's  
Number of Students Tested  
Spring 2017 & Spring 2018 PARCC Administrations  
English Language Arts/Literacy

Grade	Students Tested 2017	Students Tested 2018	Difference between number of students tested in 2017 and 2018
3	146	126	-20
4	135	136	1
5	109	136	27
6	143	119	-24
7	158	140	-18
8	120	151	31
9	108	96	-12
10	114	110	-4
11*	125	100	-25
<b>TOTAL</b>	<b>1,158</b>	<b>1,114</b>	<b>-44</b>

\*Grade 11 does not include students who took an AP test.

Note: "Students Tested" represents individual valid test scores for English Language Arts/Literacy.



**Comparison of Pennsville's  
Spring 2018 PARCC Administrations  
English Language Arts/Literacy to New Jersey  
Percentages for 2018**

Grade	Level 1, District	Level 1, State	Level 2, District	Level 2, State	Level 3, District	Level 3, State	Level 4, District	Level 4, State	Level 5, District	Level 5, State
3	17	14	13	14	24	21	44	44	3	8
4	5	8	7	12	27	22	38	39	24	19
5	4	7	7	13	27	23	52	47	10	11
6	8	6	18	14	36	24	34	41	3	15
7	10	9	11	10	23	19	33	34	23	29
8	12	9	15	11	24	20	43	40	7	20
9	11	12	22	12	28	21	32	38	6	16
10	35	17	18	13	25	19	17	32	5	19
11*	15	22	15	17	30	22	32	30	5	9

\*Grade 11 does not include students who took an AP test

\*\*Level 4 and Level 5 is an indication a student is on pace to be college and career ready.

Note: Percentages may not total 100 due to rounding.

# Comparison of Pennsville's 2016 to 2018 Spring PARCC Administrations English Language Arts/Literacy – Percentage Changes

Grade	Levels 1 & 2 District Trend	Levels 1 & 2 District	Levels 1 & 2 State Trend	Levels 1 & 2 State	Level 3 District Trend	Level 3 District	Level 3 State Trend	Level 3 State	Levels 4 & 5 District Trend	Levels 4 & 5 District	Levels 4 & 5 State Trend	Levels 4 & 5 State
3	+	6%	-	2%	-	4%	-	2%	-	2%	+	4%
4	-	1%	-	2%	+	2%	-	3%	-	1%	+	5%
5	-	8%	-	2%	+	4%	-	3%	+	4%	+	5%
6	+	7%	-	2%	+	1%	-	2%	-	8%	+	4%
7	-	6%	-	3%	-	10%	-	3%	+	15%	+	6%
8	-	4%	-	3%	-	8%	-	2%	+	12%	+	5%
9	-	8%	-	4%	-	2%	-	2%	+	10%	+	6%
10	-	17%	-	5%	+	17%	-	1%	+	0%	+	7%
11	-	28%	+	2%	+	18%	-	1%	+	10%	-	1%

\*Grade 11 does not include students who took an AP/IB test.  
 Notes: Percentages may not total 100 due to rounding.  
 - The plus sign (+) indicates an increase of the % change from the previous year where a minus sign (-) arrow shows a decrease of the % change from the previous year.

# 2016-2017-2018 LEVEL 4&5 OUTCOMES: ENGLISH LANGUAGE ARTS/LITERACY

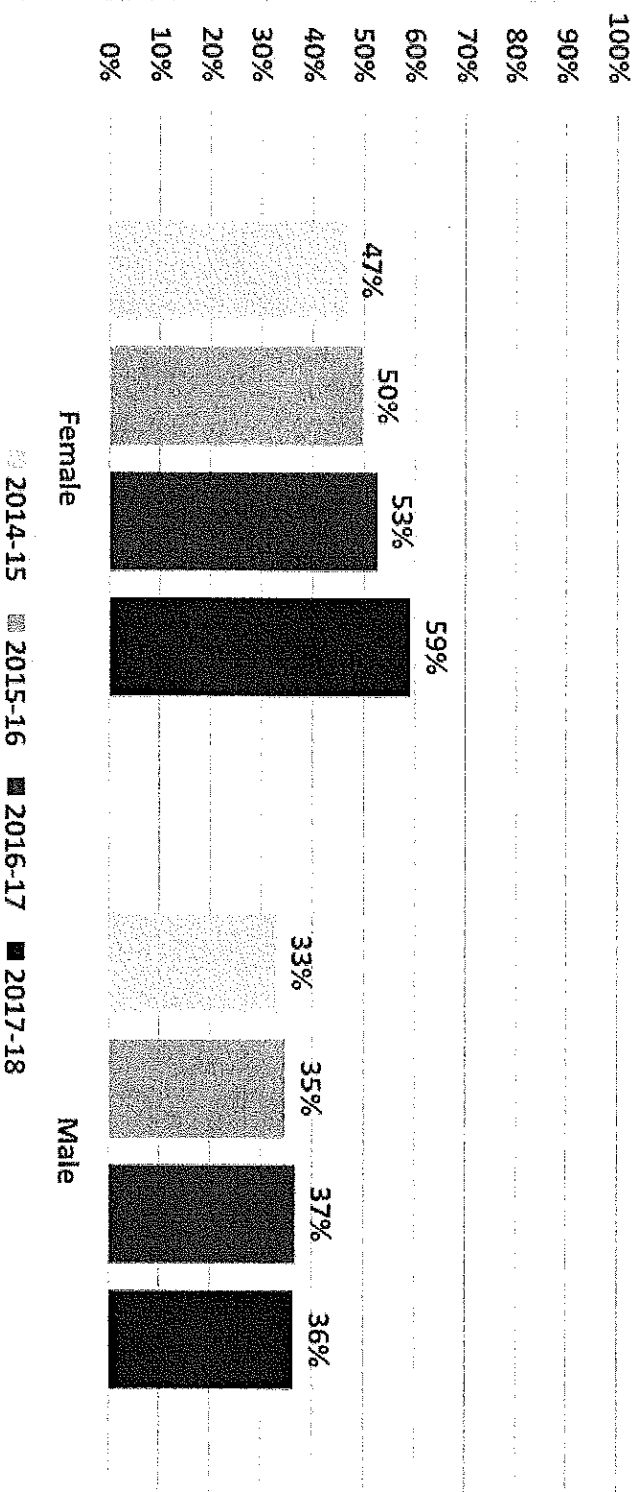
	2016 District (Levels 4 & 5)	2017 District (Levels 4 & 5)	2018 District (Levels 4 & 5)
Grade 3	49%	40%	47%
Grade 4	62%	65%	62%
Grade 5	59%	70%	62%
Grade 6	44%	45%	37%
Grade 7	40%	59%	56%
Grade 8	37%	49%	50%

# Proficiency by Gender

## Same grade, different students

Subject	Grade	Gender	% Meeting + Exceeding							
			N-Count	% of	N-Count	% of	N-Count	% of	N-Count	% of
ELA	All	Female	2014-15	2014-15	2015-16	2015-16	2016-17	2016-17	2017-18	2017-18
ELA	All	Male	553	48%	544	47%	552	48%	526	47%
ELA	All	All	600	52%	602	53%	606	52%	588	53%
ELA	All	All	1,153		1,146		1,158		1,114	
			2014-15	2015-16	2016-17	2017-18	2014-15	2015-16	2016-17	2017-18
			PARCC	PARCC	PARCC	PARCC	PARCC	PARCC	PARCC	PARCC
			47%	50%	53%	59%	47%	50%	53%	59%
			33%	35%	37%	36%	40%	42%	44%	47%

% Meeting + Exceeding (ELA All Grades)

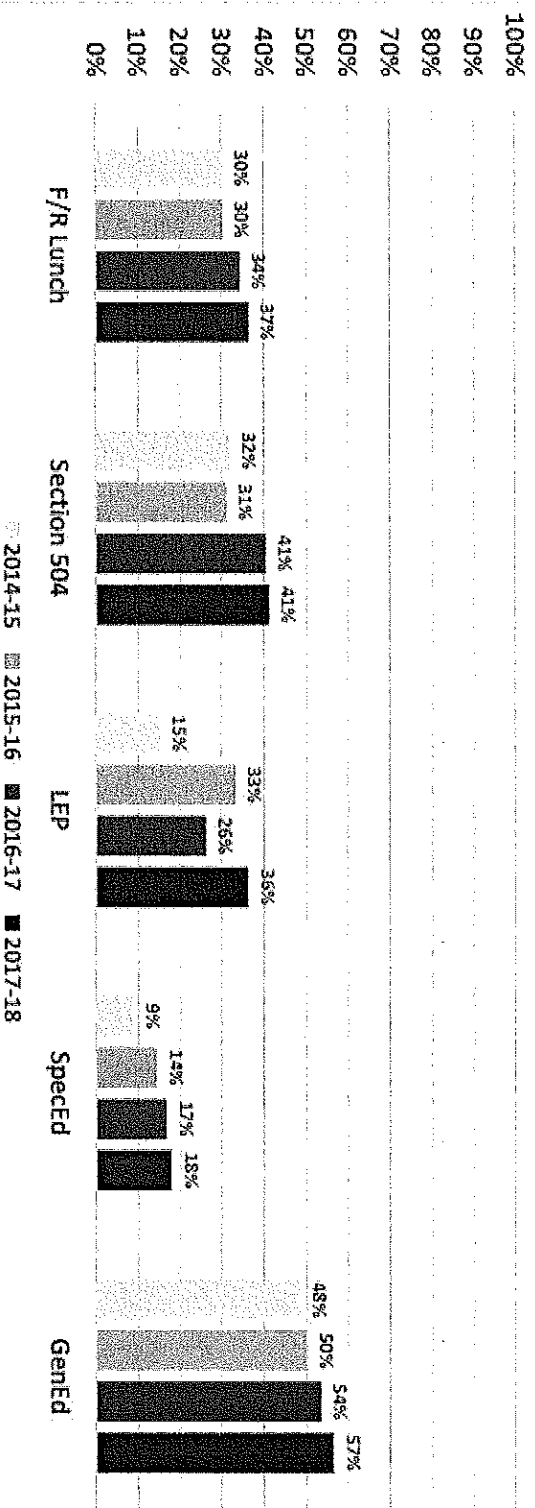


# Proficiency by Program

*Same grade, different students*

Subject	Grade	Program	N-Count		% of		N-Count		% of		N-Count		% of		N-Count		% of		% Meeting + Exceeding				
			2014-15	2014-15	2015-16	2015-16	2016-17	2016-17	2016-17	2016-17	2017-18	2017-18	2017-18	2017-18	2014-15	2015-16	2016-17	2017-18	PARCC	PARCC	PARCC	PARCC	PARCC
ELA	All	F/R Lunch	374	32%	417	36%	435	38%	347	31%	30%	30%	34%	37%									
ELA	All	Section 504	25	2%	32	3%	32	3%	29	3%	32%	31%	41%	41%									
ELA	All	LEP	13	1%	12	1%	19	2%	22	2%	15%	33%	26%	36%									
ELA	All	SpecEd	252	22%	263	23%	279	24%	272	24%	9%	14%	17%	18%									
ELA	All	GenEd	891	77%	874	76%	865	75%	829	74%	48%	50%	54%	57%									
ELA	All	All	1,153		1,146		1,158		1,114		40%	42%	44%	47%									

% Meeting + Exceeding (ELA All Grades)





# COMPARISON OF PENNSVILLE'S SPRING 2016, 2017 & 2018 PARCC ADMINISTRATIONS MATHEMATICS

Grade Level	Not Yet Meeting Expectations (Level 1)			Partially Meeting Expectations (Level 2)			Approaching Expectations (Level 3)			Meeting Expectations (Level 4)			Exceeding Expectations (Level 5)			Change in levels 1-2 from 2016-2018	Change in levels 4-5 from 2016-2018
	2016	2017	2018	2016	2017	2018	2016	2017	2018	2016	2017	2018	2016	2017	2018		
Grade 3	7%	9%	9%	13%	16%	19%	29%	26%	30%	41%	45%	35%	10%	5%	6%	9	-9
Grade 4	4%	6%	8%	14%	9%	11%	29%	30%	23%	46%	46%	52%	7%	7%	6%	1	6
Grade 5	10%	5%	4%	11%	5%	17%	20%	28%	27%	50%	52%	43%	8%	11%	8%	0.3	-7
Grade 6	4%	12%	6%	17%	13%	14%	45%	33%	35%	30%	37%	42%	4%	5%	3%	-1	11
Grade 7	8%	6%	9%	27%	22%	16%	31%	36%	26%	33%	31%	42%	1%	6%	6%	-10	15
Grade 8*	23%	20%	13%	32%	21%	24%	31%	30%	28%	13%	28%	34%	0%	0%	1%	-18	21
Alg. I	10%	16%	12%	15%	34%	23%	34%	30%	26%	40%	19%	39%	0%	0%	0%	10	-2
Geometry	21%	7%	15%	41%	40%	46%	27%	38%	27%	10%	14%	11%	2%	2%	0%	-0.6	0.6
Alg. II	43%	56%	36%	28%	31%	36%	20%	8%	19%	8%	6%	9%	0%	0%	0%	0.3	0.8

# Comparison of Pennsville's Number of Students Tested Spring 2017 & Spring 2018 PARCC Administrations Mathematics

Grade	Students Tested 2017	Students Tested 2018	Difference between number of students tested in 2017 and 2018
3	146	127	-19
4	136	136	0
5	108	138	30
6	143	120	-23
7	158	140	-18
8*	99	134	35
Algebra I	125	103	-22
Algebra II	106	75	-31
Geometry	109	97	-12
TOTAL	1,130	1,070	-60

\*Some students in grade 8 participated in the PARCC Algebra I assessment in place of the 8<sup>th</sup> grade Math assessment. Thus, PARCC Math 8 outcomes are not representative of grade 8 performance as a whole.

Notes: "Students Tested" represents individual valid test scores for Mathematics.

# Comparison of Pennsville's Spring 2018 PARCC Administrations Mathematics to New Jersey - Percentages for 2018

Grade	Level 1, District	Level 1, State	Level 2, District	Level 2, State	Level 3, District	Level 3, State	Level 4, District	Level 4, State	Level 5, District	Level 5, State
3	9	8	19	15	30	24	35	38	6	15
4	8	8	11	16	23	26	52	42	6	8
5	4	8	17	17	27	27	43	39	8	10
6	6	9	14	20	35	28	42	36	3	8
7	9	8	16	20	26	29	42	36	6	7
8*	13	22	24	23	28	27	34	27	1	1
Alg I	11	11	23	19	26	24	39	39	0	7
Alg II	36	31	36	22	19	18	9	25	0	4
Geometry	15	9	46	32	27	30	11	25	2	5

\*Some students in grade 8 participated in the PARCC Algebra I assessment in place of the 8<sup>th</sup> grade Math assessment. Thus, PARCC Math 8 outcomes are not representative of grade 8 performance as a whole.

Notes: Percentages may not total 100 due to rounding.



# Comparison of Pennsville's 2016 to 2018 Spring PARCC Administrations Mathematics – Percentage Changes

Grade	Levels 1 & 2 District Trend	Levels 1 & 2 District	Levels 1 & 2 State Trend	Levels 1 & 2 State	Level 3 District Trend	Level 3 District	Level 3 State Trend	Level 3 State	Levels 4 & 5 District Trend	Levels 4 & 5 District	Levels 4 & 5 State Trend	Levels 4 & 5 State
3	+	9%	-	1%	-	0.2%	-	0.6%	-	9%	+	1%
4	+	1%	-	2%	-	6%	-	0.5%	+	6%	+	3%
5	+	1%	-	0.2%	+	6%	-	2%	-	7%	+	2%
6	-	1%	+	1%	-	10%	-	1%	+	11%	+	0.5%
7	-	10%	-	1%	-	5%	-	4%	+	15%	+	5%
8	-	18%	-	2%	-	3%	-	0.4%	+	21%	+	3%
Algebra I*	+	10%	-	4%	-	8%	-	0.5%	-	2%	+	5%
Algebra II	-	1%	-	3%	-	1%	-	1%	+	1%	+	4%
Geometry	+	1%	-	1%	+	0%	-	2%	+	1%	+	3%

# 2016-2017-2018 LEVEL 4 & 5 OUTCOMES: MATHEMATICS

	2016 District (Levels 4 & 5)	2017 District (Levels 4 & 5)	2018 District (Levels 4 & 5)
Grade 3	51%	50%	42%
Grade 4	53%	53%	58%
Grade 5	58%	63%	51%
Grade 6	34%	42%	45%
Grade 7	34%	37%	49%
Grade 8	13%	28%	34%

# Proficiency by Gender

*Same grade, different students*

Subject	Grade	Gender	2014-15				2015-16				2016-17				2017-18				% Meeting + Exceeding			
			N-Count	% of	N-Count	% of	N-Count	% of	N-Count	% of	N-Count	% of	N-Count	% of	2014-15	2015-16	2016-17	2017-18	PARCC	PARCC	PARCC	PARCC
Math	All	Female	524	48%	534	47%	535	47%	511	48%	511	48%	511	48%	29%	37%	40%	43%				
Math	All	Male	575	52%	593	53%	595	53%	559	52%	559	52%	559	52%	26%	34%	32%	38%				
Math	All	All	1,099		1,127		1,130		1,070						28%	35%	36%	40%				

% Meeting + Exceeding (Math All Grades)

