




OREGON AT-A-GLANCE SCHOOL PROFILE

La Grande High School

PRINCIPAL: Brett Baxter | GRADES: 9-12 | 708 "K" Ave, La Grande 97850 | 541-663-3301




Students We Serve




DEMOGRAPHICS


American Indian/Alaska Native




Asian




Black/African American




Hispanic/Latino



Multiracial



Native Hawaiian/Pacific Islander



White



5%

Ever English Learners



12

Languages Spoken

16%

Students with Disabilities

92%

Required Childhood Vaccinations

>95%

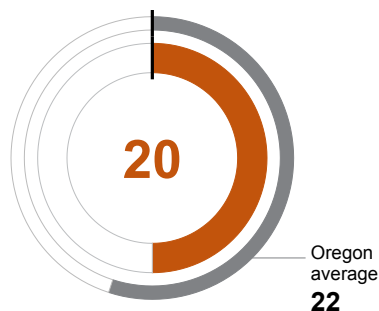
Free/Reduced Price Lunch

*<10 students or data unavailable

School Environment

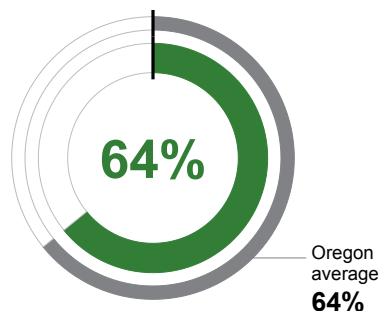
CLASS SIZE

Median size of classes in core subjects.



REGULAR ATTENDERS

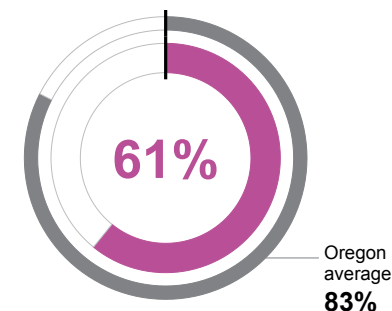
Students who attended more than 90% of their enrolled school days.



Academic Progress

ON-TRACK TO GRADUATE

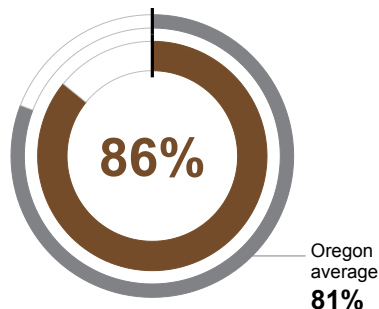
Students earning one-quarter of graduation credits in their 9th grade year.



Academic Success

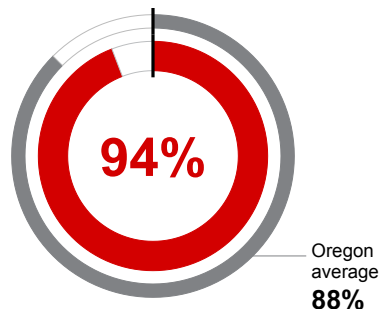
ON-TIME GRADUATION

Students earning a diploma within four years. Cohort includes students who were first-time ninth graders in 2017-18 graduating in 2020-21.



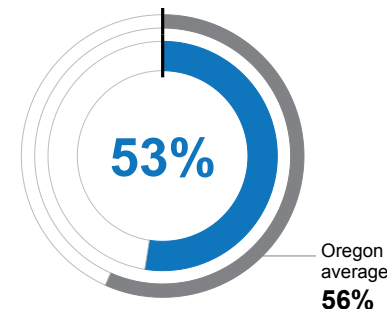
FIVE-YEAR COMPLETION

Students earning a high school diploma or GED within five years. Cohort includes students who were first-time ninth graders in 2016-17 finishing in 2020-21.



COLLEGE GOING

Students enrolling in a two or four year college within 16 months of completing high school in 2019-20. Data from the National Student Clearinghouse.



School Goals

Our school strives to:

1. Develop **relationships** that nurture and foster a safe, respectful and unified community.
2. Offer **opportunities** that are meaningful, comprehensive and relevant to today.
3. Invest in **achievement** through rigorous academic and extracurricular activities.
4. Produce young adults who are college and career **ready** to be tomorrow's productive citizens.

State Goals

The Oregon Department of Education is partnering with school districts and local communities to ensure a 90% on-time, four year graduation rate by 2025. To progress toward this goal, the state will prioritize efforts to improve attendance, provide a well-rounded education, invest in implementing culturally responsive practices, and promote continuous improvement to close opportunity and achievement gaps for historically and currently underserved students.

Safe & Welcoming Environment

Our school strives to ensure our students' and staff safety by fostering a secure, yet welcoming, environment. School resource deputies connect with patrons daily to form strong relationships. Communication with families is frequent and comprehensive and in a variety of modes for all families to access. Infrastructure and security systems continue to be updated and expanded to provide the best environment for all stakeholders.



OREGON AT-A-GLANCE SCHOOL PROFILE CONTINUED

La Grande High School



Outcomes

Our Staff (rounded FTE)



36

Teachers



5

Educational
assistants



3

Counselors/
Psychologists



92%

Average teacher
retention rate



78%

% of licensed teachers
with more than 3 years
of experience



Yes

Same principal in
the last 3 years

REGULAR ATTENDERS

| | |
|----------------------------------|----------------------------------|
| American Indian/Alaska Native | 60% |
| Asian | <10 students or data unavailable |
| Black/African American | <10 students or data unavailable |
| Hispanic/Latino | 54% |
| Multiracial | 61% |
| Native Hawaiian/Pacific Islander | <10 students or data unavailable |
| White | 65% |
| Free/Reduced Price Lunch | 64% |
| Ever English Learner | 54% |
| Students with Disabilities | 45% |
| Migrant | <10 students or data unavailable |
| Homeless | 57% |
| Students in Foster Care | <10 students or data unavailable |
| Talented and Gifted | 81% |
| Female | 61% |
| Male | 66% |
| Non-Binary | <10 students or data unavailable |

ON-TRACK TO GRADUATE

| |
|----------------------------------|
| <10 students or data unavailable |
| <10 students or data unavailable |
| <10 students or data unavailable |
| 62% |
| 50% |
| <10 students or data unavailable |
| <10 students or data unavailable |
| 62% |
| 61% |
| <10 students or data unavailable |
| 62% |
| <10 students or data unavailable |
| <10 students or data unavailable |
| <10 students or data unavailable |
| 63% |
| 58% |
| <10 students or data unavailable |

ON-TIME GRADUATION

| |
|----------------------------------|
| <10 students or data unavailable |
| <10 students or data unavailable |
| <10 students or data unavailable |
| >95% |
| <10 students or data unavailable |
| <10 students or data unavailable |
| 88% |
| 87% |
| <10 students or data unavailable |
| <10 students or data unavailable |
| 87% |
| <10 students or data unavailable |
| 54% |
| <10 students or data unavailable |
| <10 students or data unavailable |
| 90% |
| 82% |
| Coming in 2022-23 |

About Our School

ADVANCED COURSEWORK

Students have access to a wide-range of honor courses in each of the following departments with connected college credit options:

- Academic Core: English, Math, Social Studies, and Science

- World Language: Courses - Spanish

- Career and Technical Education: Biomedical Courses, Natural Resources, Industrial Systems, Hospitality & Tourism, Computer Science, and Business

- Performing Arts: Courses: A Capella Choir & Wind Ensemble

All students have access to LHS Honors Diploma for completion of multiple honors level courses and/or ability to pursue college courses directly from BMCC or EOU as part of their high school academic plan.

CAREER & TECHNICAL EDUCATION

La Grande High School maintains the following Programs of Study with our CTE Pathways program:

- Agriculture and Natural Resources

- Business

- Hospitality and Tourism

- Industrial Systems

- Health Sciences

- Other electives in computer science, construction, digital media, and design

EXTRACURRICULAR ACTIVITIES

La Grande High School strives provide equitable opportunities to engage all learners in a club, sport, or extracurricular activity that cultivates student interest and passion. Clubs, sports, and activities continue to expand based on student interest and advocacy. We are passionate about programming beyond the school schedule and their individual and collective achievements.

- 12 sports
- 16 clubs
- 6 musical groups
- 2 drama/theater groups
- 4 CTE Leadership Clubs

PARENT & COMMUNITY ENGAGEMENT

Our school strives to engage families through multi-faceted communication, student performances, fairs, and by building individual relationships with parents and students. Community members are invited to attend and participate in:

- Parent Nights
- Student Body Activities
- College and Career Fairs
- FAFSA Assistance Nights
- ASPIRE Mentoring
- Volunteering and Chaperoning
- Student Service Opportunities
- School Leadership and Advisory Committees
- Graduation Activities
- CTE Pathways, Internships, and Work Experience