

# RINCCON VALLEY SCHOOL DISTRICT 2020-2021 UNAUDITED ACTUALS

---



PRESENTED BY

ALLEN K. WATTS

CBO

SEPTEMBER 14, 2021



# RINCON VALLEY UNION SCHOOL DISTRICT UNAUDITED ACTUALS 2020-2021

---

- Unaudited Actuals are the “closing of the books” for fiscal year 2020/2021
- An Independent Auditor reviews the Unaudited Actuals and at the completion of their audit, the Unaudited Actuals data becomes the Audit Report
- The SACS reports that are submitted for Unaudited Actuals include the following reports:
  - All funds: revenues and expenditures for 2020/21 and the 2021/22 Adopted Budget
  - Average Daily Attendance Report
  - Asset Form
  - Classroom Expense Form – District is @ 60.04% - minimum required is 60%
  - Debt Form
  - Every Student Succeeds Act MOE
  - Gann Form
  - Indirect Cost
  - Lottery



**RINCON VALLEY UNION SCHOOL  
DISTRICT 2020-2021  
GENERAL FUND REVENUES**

---

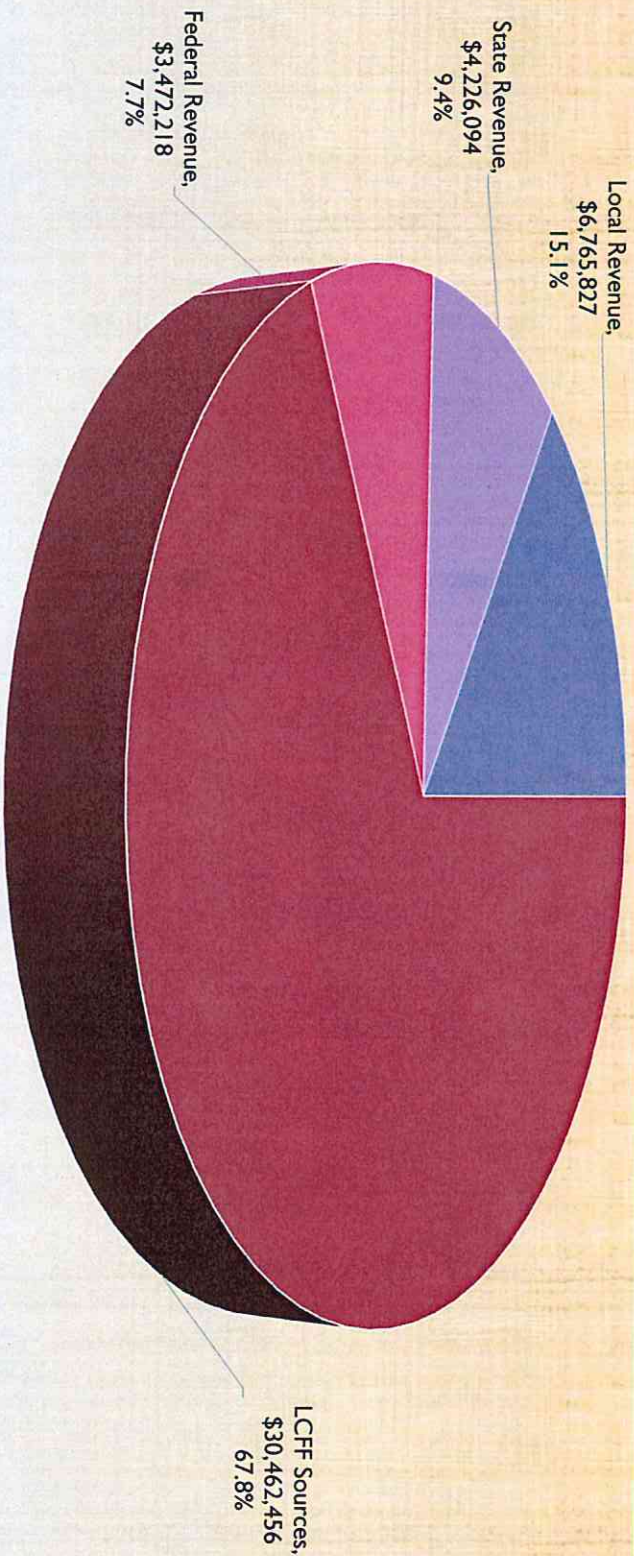
LCFF Sources	\$30,462,456
Federal Revenue	\$3,472,218
State Revenue	\$4,226,094
Local Revenue	<u>\$6,765,827</u>
Total Revenue	\$44,926,596





# RINCON VALLEY UNION SCHOOL DISTRICT COMBINED GENERAL FUND REVENUES 2019-2020

Revenues



■ LCFF Sources, \$30,462,456

■ Federal Revenue, \$3,472,218

■ State Revenue, \$4,226,094

■ Local Revenue, \$6,765,827



# RINCON VALLEY UNION SCHOOL DISTRICT 2020-2021 GENERAL FUND EXPENDITURES

\* SALARIES + BENEFITS = 88.43% OF TOTAL GENERAL FUND EXPENDITURES

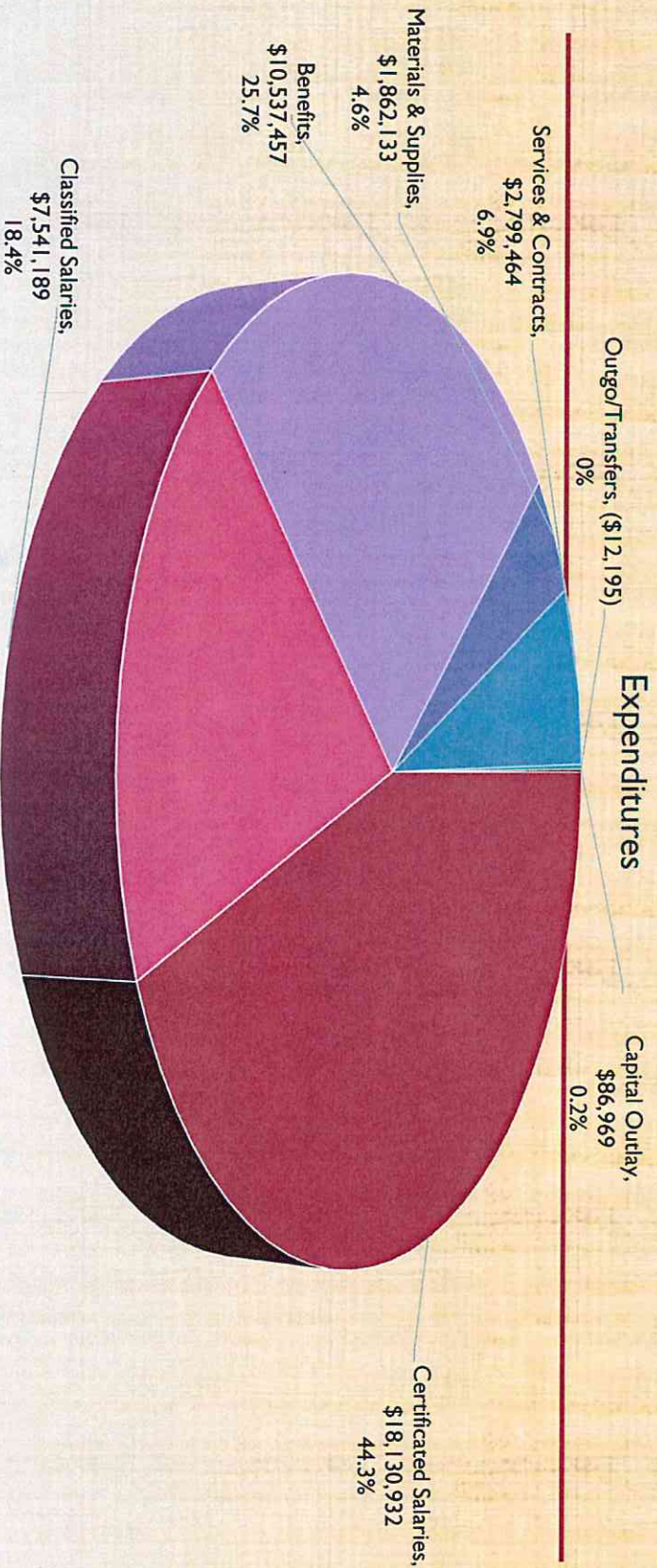
---

44.3% Certificated Salaries	\$18,130,932
18.4% Classified Salaries	\$7,541,189
25.7% Benefits	\$10,537,457
4.6% Materials & Supplies	\$1,862,133
6.9% Services & Contracts	\$2,799,464
0.2% Capital Outlay	\$86,969
(0.1)% Outgo/Transfers	<u>(\$12,195)</u>
<b>TOTAL EXPENDITURES</b>	<b>\$40,945,949</b>





# RINCON VALLEY UNION SCHOOL DISTRICT COMBINED GENERAL FUND EXPENDITURES 2020-2021

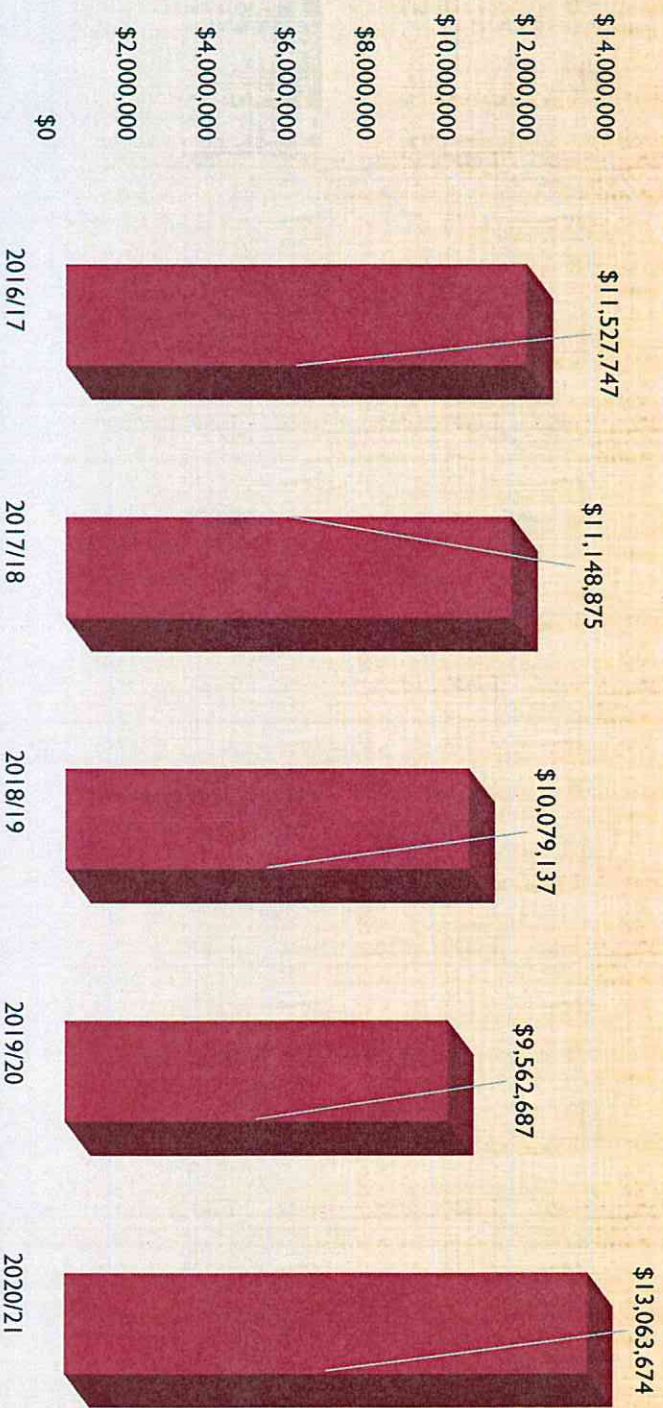


- Certificated Salaries, \$18,130,932   ■ Classified Salaries, \$7,541,189   ■ Benefits, \$10,537,457   ■ Materials & Supplies, \$1,862,133
- Services & Contracts, \$2,799,464   ■ Capital Outlay, \$86,969   ■ Outgo/Transfers, (\$12,195)



# RINCON VALLEY UNION SCHOOL DISTRICT ENDING FUND BALANCES


---





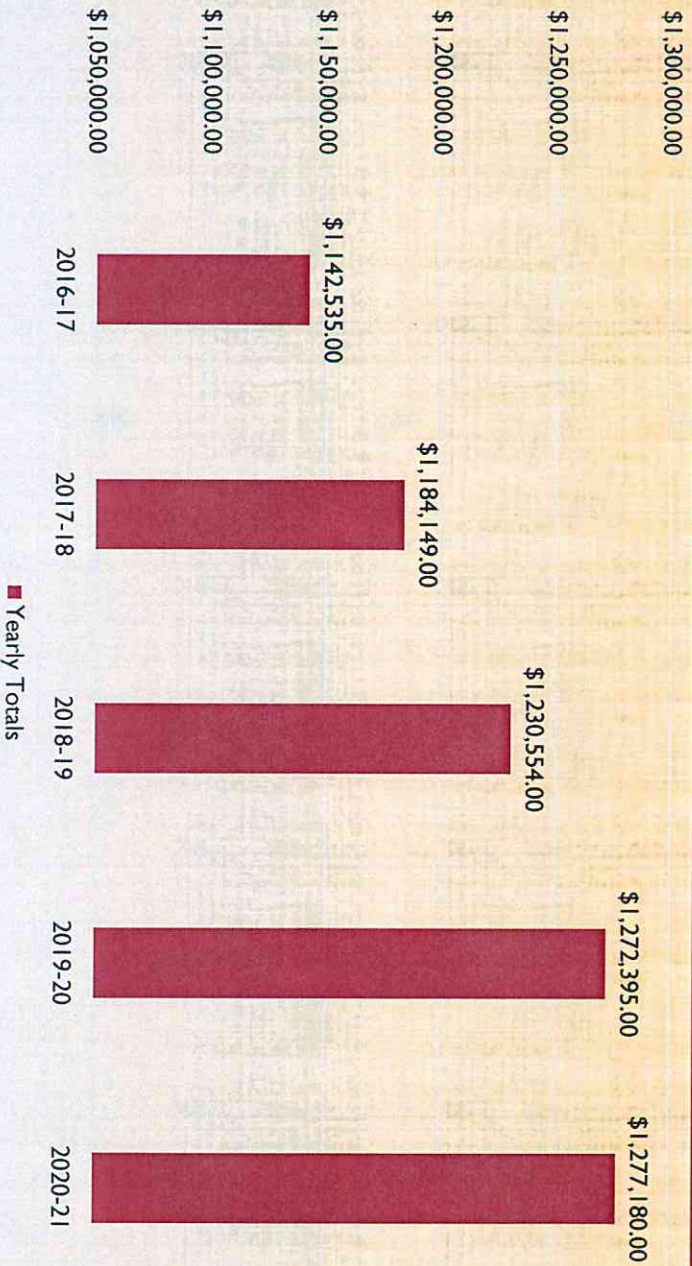
# RINCON VALLEY UNION SCHOOL DISTRICT CHANGE TO FUND BALANCE

General Fund Change in Fund Balance





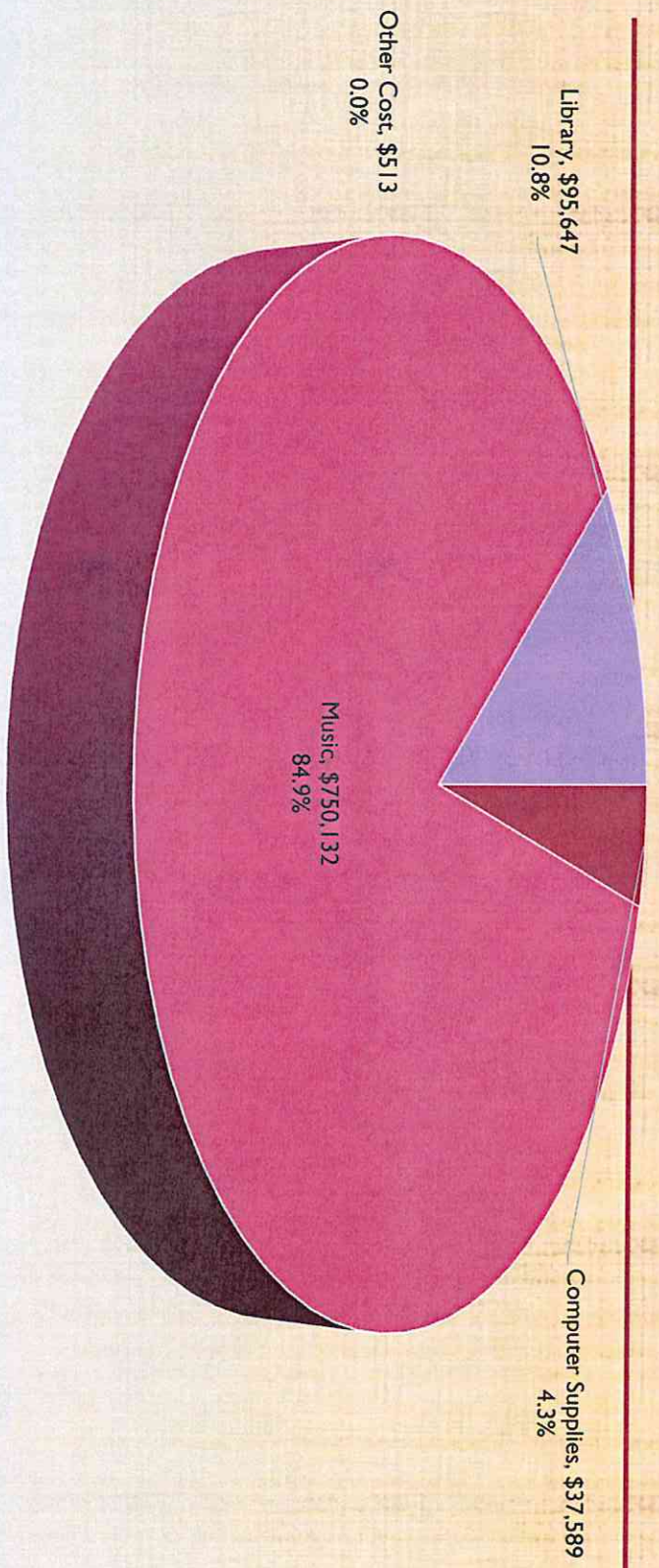
# RINCON VALLEY UNION SCHOOL DISTRICT PARCEL TAX REVENUES 5 YEAR COMPARISON





# RINCON VALLEY UNION SCHOOL DISTRICT PARCEL TAX EXPENDITURES 2020-2021

Expenditures




- Computer Supplies, \$37,589
- Music, \$750,132
- Library, \$95,647
- Other Cost, \$513



# RINCON VALLEY UNION SCHOOL DISTRICT ROUTINE RESTRICTED MAINTENANCE ACCOUNT (RRMA) REQUIRED 3% OF EXPENDITURES

---





**RINCON VALLEY UNION SCHOOL  
DISTRICT 2020-2021  
SPECIAL ED. REVENUES**

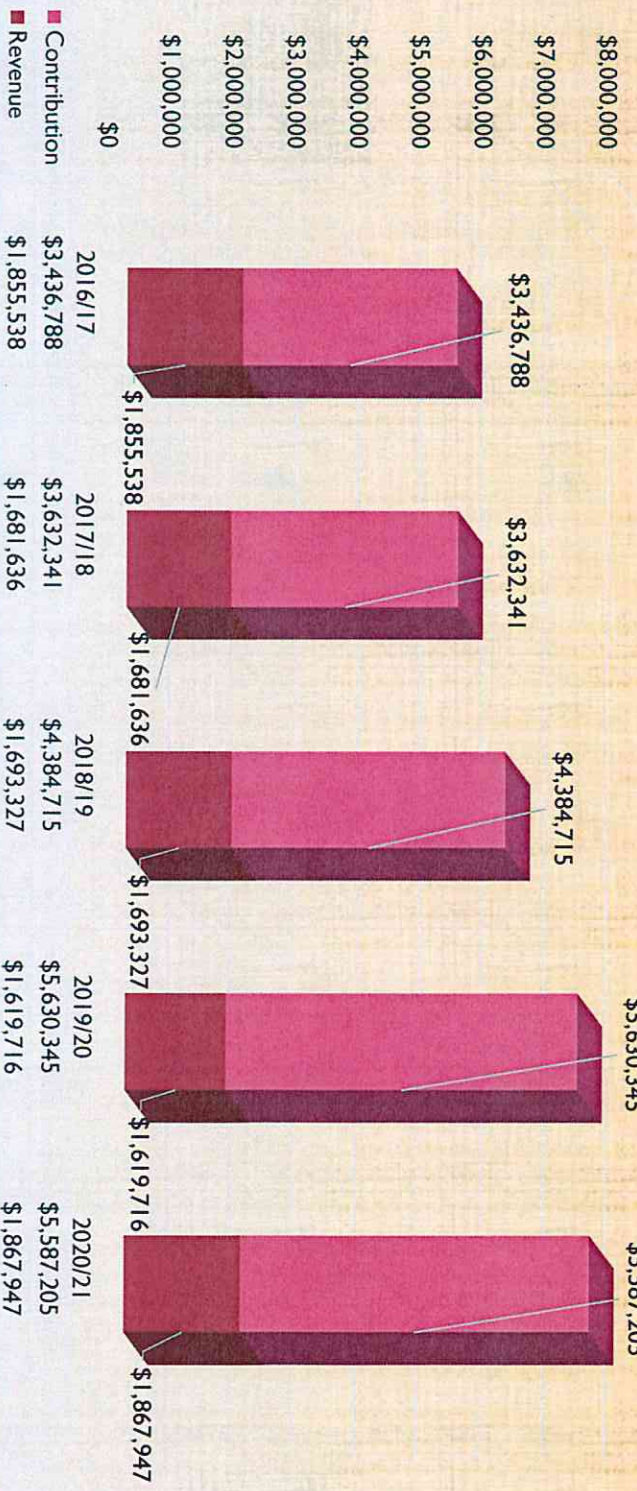
---

Property Taxes	\$276,740
State Revenue	\$1,376,995
Interagency	\$214,212
<u>Contribution</u>	<u>\$5,587,205</u>
Total Revenue	\$7,455,152





# RINCON VALLEY UNION SCHOOL DISTRICT SPECIAL EDUCATION TOTAL REVENUES

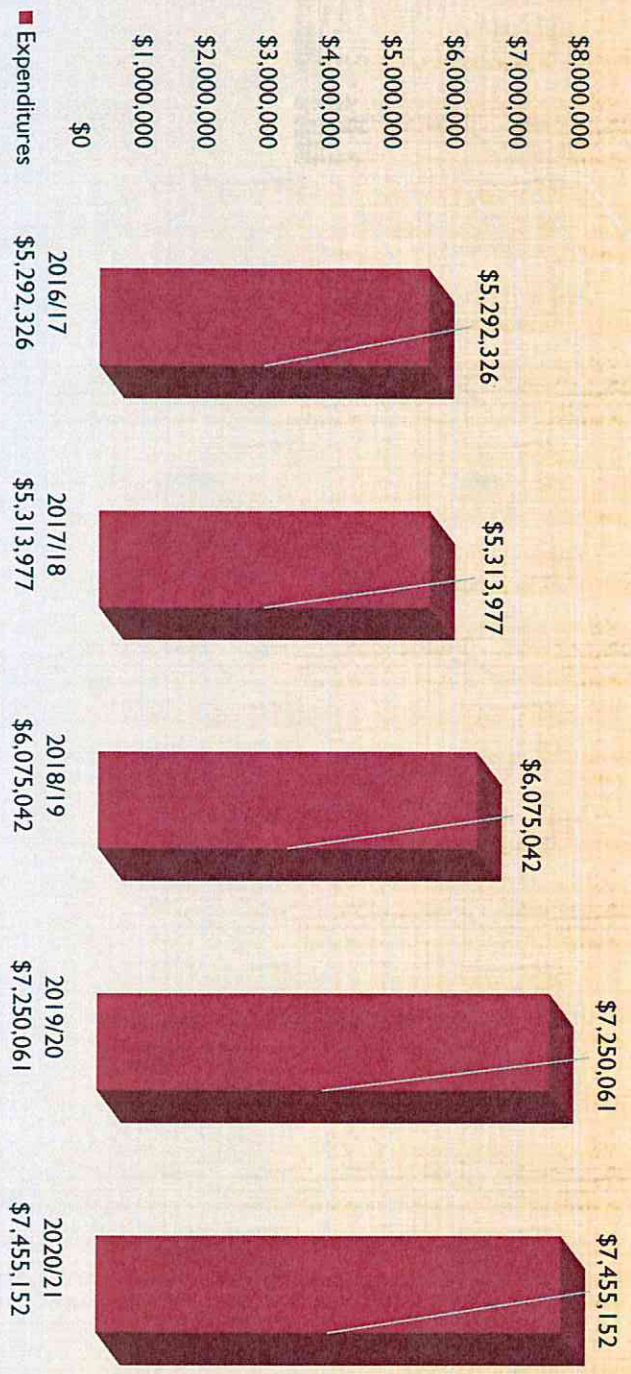








# RINCON VALLEY UNION SCHOOL DISTRICT SPECIAL EDUCATION TOTAL EXPENDITURES





# STATE & FEDERAL "ONE TIME" DOLLARS RECEIVED 2020/21

Program	Revenue	Salary & Benefits	Books & Supplies	Services	Ending Balance
ESSER Fund "CARES ACT"	\$189,453	\$63,019	\$111,025	\$15,409	\$0
ESSER II Fund	\$644,538	\$426,602	\$180,796	\$37,140	\$0
GEER Fund	\$257,606	\$148,782	\$108,141	\$683	\$0
COVID-19 Relief Fund	\$1,568,759	\$1,061,460	\$451,344	\$55,955	\$0
Learning Loss Mitigation Fund	\$246,903	\$58,081	\$164,022	\$24,800	\$0
In Person Grant	\$405,828	\$405,828	\$0	\$0	\$0
Expanded Learning Opportunities	\$843,503	\$0	\$0	\$0	\$843,503
Expanded Learning Opportunities – Para.	\$182,923	\$0	\$0	\$0	\$182,923
ESSER III Funds (Not Received in 20/21)	\$0	\$0	\$0	\$0	\$0
<b>Total</b>	<b>\$4,339,513</b>	<b>\$2,163,772</b>	<b>\$1,015,328</b>	<b>\$133,987</b>	<b>\$1,026,426</b>



# OTHER FUNDS

IN ADDITION TO THE GENERAL FUND, OTHER FUNDS IN THE DISTRICT INCLUDE:

Fund	2020-21 Beginning Balance	Revenue	Contribution	Expenditures	2020-21 Ending Balance
9 Rincon Valley Charter School	\$243,832	\$3,583,397	\$0	\$3,217,016	\$610,213
12 Child Development/Extended Care	\$2,000	\$797,853	\$259,149	\$1,057,002	\$2,000
13 Cafeteria Fund	\$134,342	\$912,033	\$0	\$989,422	\$56,953
25 Capital Facilities Fund	\$18,149	\$75,571	\$157,000	\$230,944	\$19,776
35 County School Facilities Fund	\$0	\$1,414	\$0	\$0	\$1,414
40 Special Reserve-Capital Outlay	\$4,359,098	\$4,499,741	\$0	\$1,305,262	\$7,553,577



# QUESTIONS

---

???