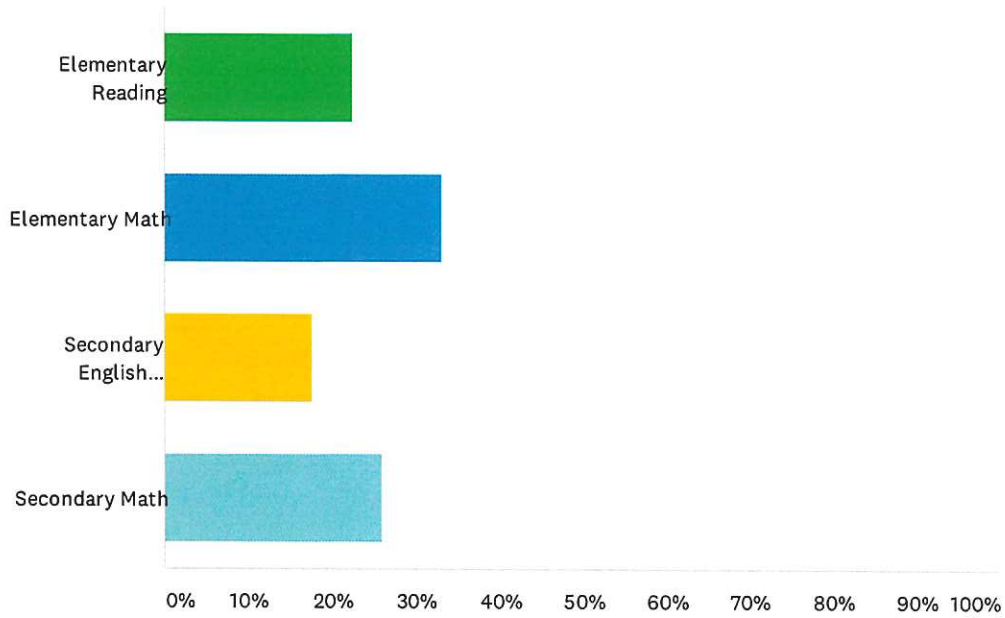


Q1 What are the greatest needs in Forsan ISD in response to the interruptions in education caused by the COVID-19 pandemic?

Answered: 85 Skipped: 15

## Q2 What subject matter was impacted the most in your opinion?

Answered: 84 Skipped: 16



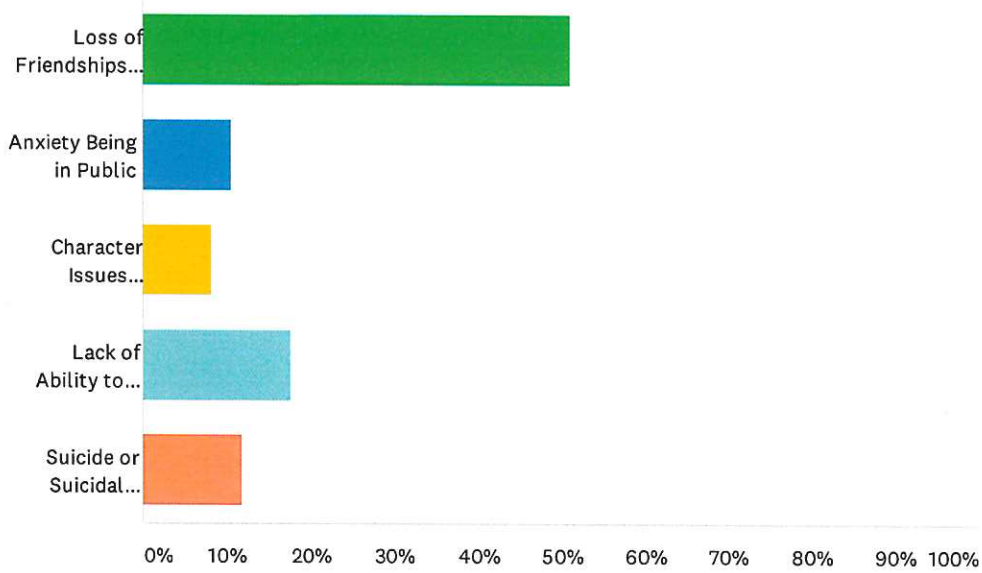
**ANSWER CHOICES**

**RESPONSES**

|                                 |        |           |
|---------------------------------|--------|-----------|
| Elementary Reading              | 22.62% | 19        |
| Elementary Math                 | 33.33% | 28        |
| Secondary English Language Arts | 17.86% | 15        |
| Secondary Math                  | 26.19% | 22        |
| <b>TOTAL</b>                    |        | <b>84</b> |

### Q3 What are the most concerning social emotional issues related to COVID-19?

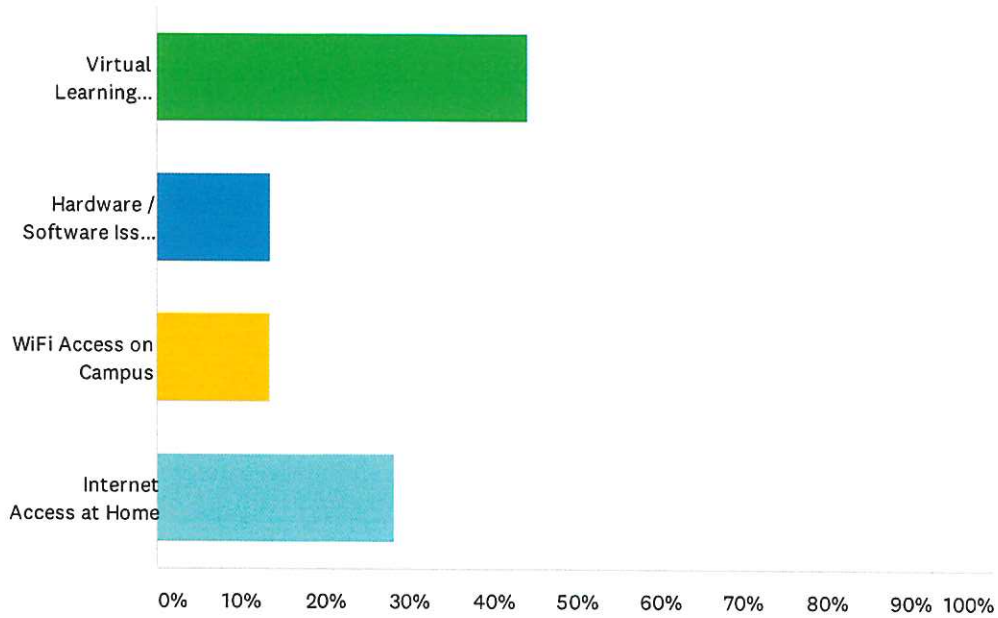
Answered: 84 Skipped: 16



| ANSWER CHOICES                          | RESPONSES |    |
|---|-----------|----|
| Loss of Friendships (Loneliness)        | 51.19%    | 43 |
| Anxiety Being in Public                 | 10.71%    | 9  |
| Character Issues (Increase in Cheating) | 8.33%     | 7  |
| Lack of Ability to Overcome Hardships   | 17.86%    | 15 |
| Suicide or Suicidal Thoughts            | 11.90%    | 10 |
| TOTAL                                   |           | 84 |

## Q4 What types of technology support is needed?

Answered: 81 Skipped: 19



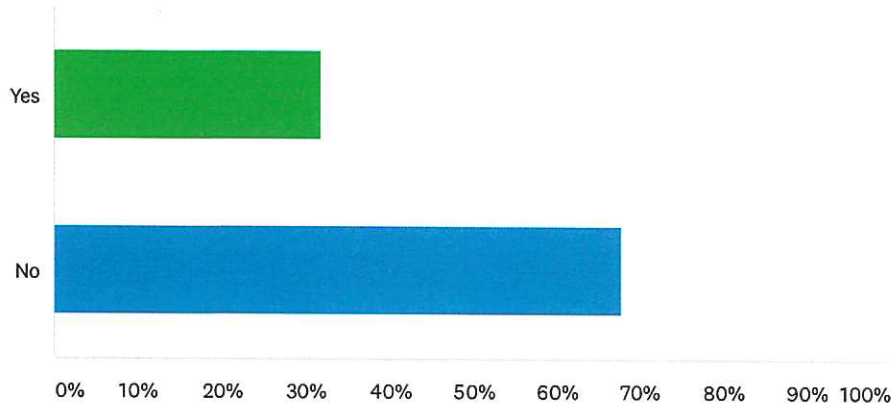
**ANSWER CHOICES**

**RESPONSES**

|   |        |           |
|---|--------|-----------|
| Virtual Learning Training                   | 44.44% | 36        |
| Hardware / Software Issues and / or Repairs | 13.58% | 11        |
| WiFi Access on Campus                       | 13.58% | 11        |
| Internet Access at Home                     | 28.40% | 23        |
| <b>TOTAL</b>                                |        | <b>81</b> |

### Q5 Would extended learning time outside the normal school day / year be beneficial?

Answered: 97 Skipped: 3



**ANSWER CHOICES**

**RESPONSES**

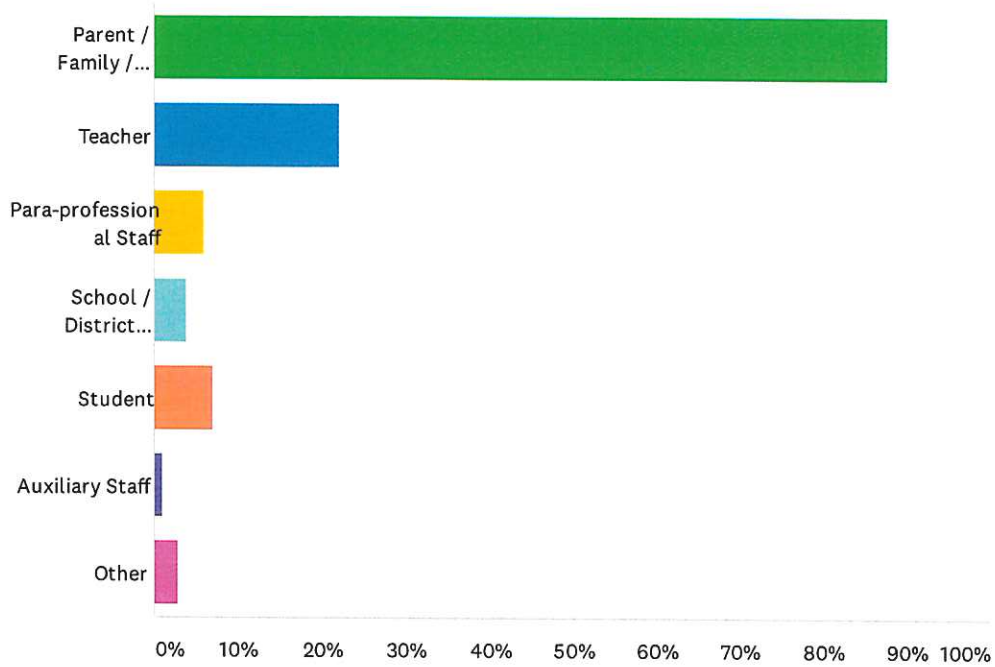
|       |        |    |
|-------|--------|----|
| Yes   | 31.96% | 31 |
| No    | 68.04% | 66 |
| TOTAL |        | 97 |

Q6 Are there any positives that you can identify that can be attributed from adjusted procedures, schedules, teaching methods, etc?

Answered: 77 Skipped: 23

Q7 Select your stakeholder category. Please select all that apply.

Answered: 99 Skipped: 1



| ANSWER CHOICES                  | RESPONSES |    |
|---------------------------------|-----------|----|
| Parent / Family / Guardian      | 87.88%    | 87 |
| Teacher                         | 22.22%    | 22 |
| Para-professional Staff         | 6.06%     | 6  |
| School / District Administrator | 4.04%     | 4  |
| Student                         | 7.07%     | 7  |
| Auxiliary Staff                 | 1.01%     | 1  |
| Other                           | 3.03%     | 3  |
| Total Respondents: 99           |           |    |