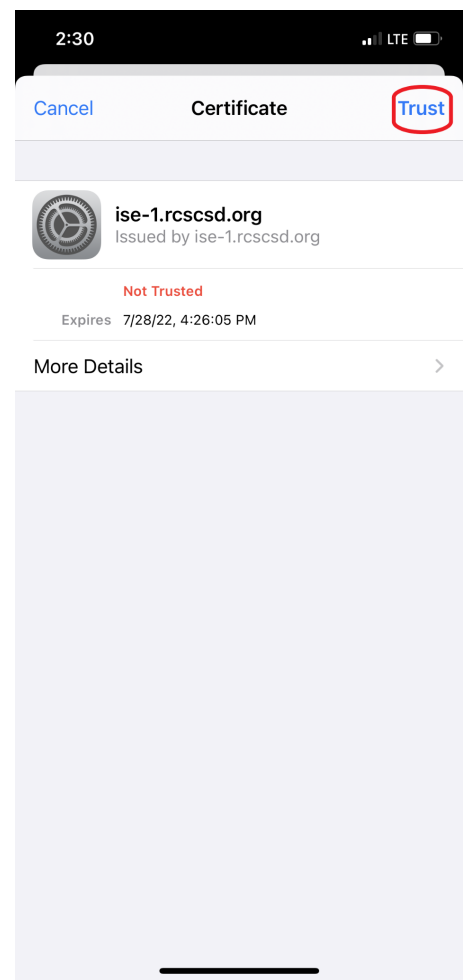
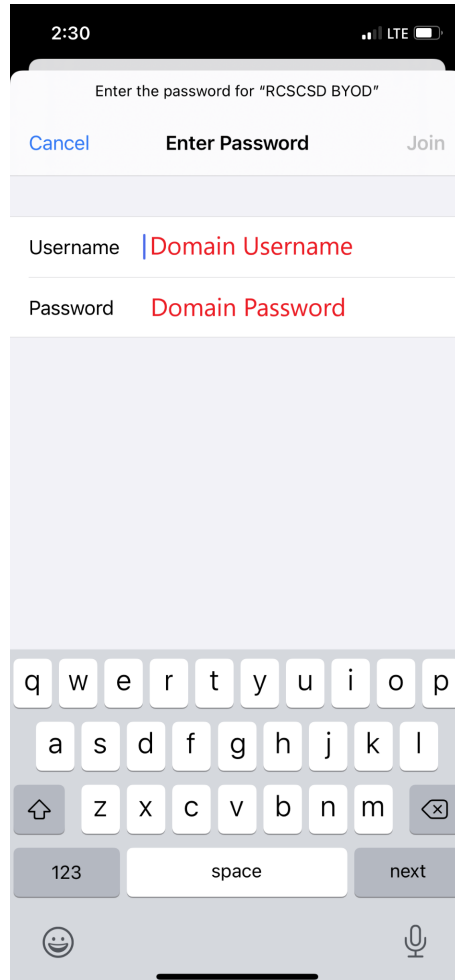


Utilizing Staff BYOD WiFi

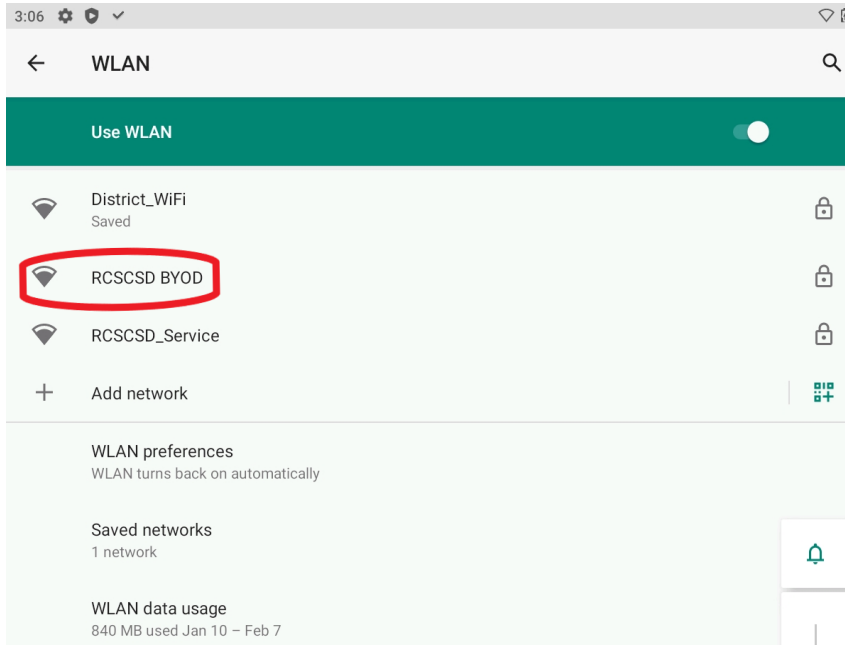
RCS provides a staff BYOD (Bring Your Own Device) wireless network for internet access on your personal device.

- The network is content filtered in the same way that it would be as if you were accessing the internet from a school issued device. This means you will not be able to access social media, and other websites that students and staff are not currently allowed on through our WiFi.
- When using this WiFi, the same rules and restrictions from the User Agreement you signed when hired will apply.
- Due to the overwhelming number of staff devices, the Technology Department and Help Desk cannot support individual connection/access issues on personal devices.
- The BYOD network uses your RCS domain username and password (what you use to access your computer) as an authentication method to access the wireless network.
When you change your computer password, you will also have to change the password in your personal device's settings.

iPhone Setup:



Android Setup:



RCSCSD BYOD

Security
WPA2/WPA3-Enterprise

EAP method
PEAP

Phase 2 authentication
None

CA certificate
Please select

Identity
Domain Username

Anonymous identity

Password
Domain Password

Show password

Advanced options

[CANCEL](#) [CONNECT](#)

RCSCSD BYOD

Security
WPA2/WPA3-Enterprise

EAP method
PEAP

Phase 2 authentication
None

CA certificate
Please select

Use system certificates
Do not validate

Anonymous identity

Password

Show password

Advanced options

[CANCEL](#) [CONNECT](#)