





South Wasco County District #1 GENERAL FUND
 Revenue and Expenditure Summary/Projection
 Fiscal Year 2021-2022


| | Period 1 & | Period 2 | Period 3 | Period 4 | Period 5 | Period 6 | Period 7 | Period 8 | Period 9 | Period 10 | Period 11 | Period 12 | Actuals | Projected | Actuals/Proje | Adopted |
|-----------------------------------|----------------|------------------|------------------|------------------|------------------|------------------|------------------|------------------|------------------|------------------|------------------|---------------------------------|----------------|------------------|----------------|------------------|
| | Actual | Projected | Projected | Projected | Projected | Projected | Projected | Projected | Projected | Projected | Projected | Projected | 2021-2022 | 2021-2022 | 2021-2022 | 2021-2022 |
| 9/10/2021 | July 21 | Aug 21 | Sept 21 | Oct 21 | Nov 21 | Dec 21 | Jan 22 | Feb 22 | March 22 | April 22 | May 22 | June 22 | Totals | Totals | Totals | BUDGET |
| Reg Fund Bal (Audited) | 1,000,000 | 1,327,273 | 1,369,818 | 1,369,818 | 1,369,818 | 1,369,818 | 1,369,818 | 1,369,818 | 1,369,818 | 1,369,818 | 1,369,818 | 1,369,818 | | | | 1,000,000 |
| R E V E N U E S | | | | | | | | | | | | | | | | |
| LOCAL SOURCES: | | | | | | | | | | | | | | | | |
| Current year's levy* | 0 | 0 | | | | | | | | | | | 0 | 0 | 0 | 1,550,000 |
| Prior years' taxes* | 10,008 | 4,542 | | | | | | | | | | | 14,551 | 0 | 14,551 | 47,000 |
| Payment in lieu of Property Taxes | | | | | | | | | | | | | 0 | 0 | 0 | 4,000 |
| Interest on Investments | 2,803 | 2,621 | | | | | | | | | | | 5,424 | 0 | 5,424 | 25,000 |
| Fees | | | | | | | | | | | | | 0 | 0 | 0 | 1,000 |
| Miscellaneous | 2,179 | 431 | | | | | | | | | | | 2,610 | 0 | 2,610 | 10,000 |
| Dividends | | 9,721 | | | | | | | | | | | 9,721 | 0 | 9,721 | |
| Other Local Income | | 3 | | | | | | | | | | | 3 | 0 | 3 | |
| INTERMEDIATE SOURCES: | | | | | | | | | | | | | | | | |
| County School Funds | | 15,098 | | | | | | | | | | | 15,098 | 0 | 15,098 | 18,653 |
| ESD/Flow Through Funds | | 6,850 | | | | | | | | | | | 6,850 | 0 | 6,850 | 30,000 |
| STATE SOURCES: | | | | | | | | | | | | | | | | |
| State School Funding | 419,523 | 209,636 | | | | | | | | | | | 629,159 | 0 | 629,159 | 2,460,983 |
| SSF- Prior Year | | | | | | | | | | | | | 0 | 0 | 0 | |
| Common School Fund | | | | | | | | | | | | | 0 | 0 | 0 | 24,264 |
| Small High School Grant | | | | | | | | | | | | | 0 | 0 | 0 | 14,000 |
| Other State Sources | 11,938 | | | | | | | | | | | | 11,938 | 0 | 11,938 | |
| FEDERAL SOURCES: | | | | | | | | | | | | | | | | |
| Federal Forest Fees | | | | | | | | | | | | | 0 | 0 | 0 | |
| Other Federal Sources | | | | | | | | | | | | | 0 | 0 | 0 | |
| OTHER RESOURCES: | | | | | | | | | | | | | | | | |
| Interfund Transfer | | | | | | | | | | | | | 0 | 0 | 0 | |
| Total Monthly Revenues | 446,453 | 248,902 | 0 | 0 | 0 | 0 | 0 | 0 | 0 | 0 | 0 | 0 | 695,354 | 0 | 695,354 | 5,184,900 |
| E X P E N D I T U R E S | | | | | | | | | | | | | | | | |
| Salaries (100) | 55,839 | 58,151 | | | | | | | | | | | 113,991 | 0 | 113,991 | 2,196,526 |
| Employee benefits (200) | 39,360 | 38,973 | | | | | | | | | | | 78,333 | 0 | 78,333 | 1,768,232 |
| Purchased services (300) | 19,636 | 38,176 | | | | | | | | | | | 57,812 | 0 | 57,812 | 541,050 |
| Supplies (400) | 2,363 | 11,937 | | | | | | | | | | | 14,301 | 0 | 14,301 | 136,750 |
| Capital outlay (500) | 0 | 0 | | | | | | | | | | | 0 | 0 | 0 | 2,000 |
| Insurance/Other (600) | 1,981 | 59,119 | | | | | | | | | | | 61,100 | 0 | 61,100 | 78,340 |
| Interfund Transfers (700) | 0 | | | | | | | | | | | | 0 | 0 | 0 | 246,816 |
| Contingency (800) | 0 | | | | | | | | | | | | 0 | 0 | 0 | 215,186 |
| Unappropriated Funds (800) | | | | | | | | | | | | | 0 | 0 | 0 | 0 |
| Total Monthly Expenditures | 119,180 | 206,356 | 0 | 0 | 0 | 0 | 0 | 0 | 0 | 0 | 0 | 0 | 325,536 | 0 | 325,536 | 5,184,900 |
| Ending Balance | ##### | 1,369,818 | 1,369,818 | 1,369,818 | 1,369,818 | 1,369,818 | 1,369,818 | 1,369,818 | 1,369,818 | 1,369,818 | 1,369,818 | 1,369,818 | | | | |
| | | | | | | | | | | | | Unaudited Cash Carryover | | | | |
| | | | | | | | | | | | | | | 1,369,818 | | |




























| Percent Of Budget |
|----------------------|
|----------------------|

0%

31%

0%

22%

0%

26%

#DIV/0!

#DIV/0!

81%

23%

26%

#DIV/0!

0%

0%

#DIV/0!

#DIV/0!

#DIV/0!

#DIV/0!

5%

4%

11%

10%

0%

78%

0%

0%

#DIV/0!

| Check Number | Date | Payee | Amount | Type |
|--------------|-----------|------------------------------|------------|--------------------|
| 12852 | 8/30/2021 | ON-LINE ACCOUNTING | \$669.50 | Contracted Service |
| 12851 | 8/30/2021 | MK | \$73.74 | Reimbursement |
| 12850 | 8/27/2021 | SYNOVIA | \$179.94 | Transportation |
| 12849 | 8/27/2021 | STAPLES | \$2,399.20 | Supplies |
| 12848 | 8/27/2021 | SCHOOL OUTLET.COM | \$9,974.49 | Supplies |
| 12847 | 8/27/2021 | HENDERSON, DONNA LCSW | \$238.00 | Contracted Service |
| 12846 | 8/27/2021 | GOPHER SPORTS | \$632.32 | Supplies |
| 12845 | 8/27/2021 | ABIGAIL SILVEY | \$1,000.00 | Scholarship |
| 12844 | 8/27/2021 | ALEX CARR | \$405.00 | First Aid Class |
| 12843 | 8/27/2021 | BANDIT GLASS LLC | \$1,007.08 | Transportation |
| 12842 | 8/27/2021 | TOLEDO PHYSICAL ED SUPPLY | \$2,066.28 | Supplies |
| 12841 | 8/27/2021 | VERNIER SOFTWARE & TECHNOLOG | \$6,154.30 | Supplies |
| 12840 | 8/27/2021 | VERIZON | \$1,156.40 | Utilities |
| 12839 | 8/27/2021 | TIAA BANK | \$861.00 | Contracted Service |
| 12838 | 8/27/2021 | SCHOLASTIC | \$204.05 | Supplies |
| 12837 | 8/27/2021 | PACIFIC OFFICE AUTOMATION | \$378.24 | Supplies |
| 12835 | 8/27/2021 | KM | \$378.72 | Contracted Service |
| 12834 | 8/27/2021 | LEAVE ONLY BUBBLES, LLC | \$24.92 | Textbooks |
| 12833 | 8/27/2021 | LL | \$55.35 | Supplies |
| 12832 | 8/27/2021 | HOME DEPOT CREDIT SERVICES | \$141.92 | Supplies |
| 12831 | 8/27/2021 | GORGE NETWORKS | \$319.79 | Utilities |
| 12830 | 8/27/2021 | CENTURYLINK | \$737.08 | Utilities |
| 12829 | 8/27/2021 | CARDMEMBER SERVICE | \$184.43 | Supplies |
| 12828 | 8/27/2021 | COUNSELING SERVICES | \$806.00 | Contracted Service |
| 12827 | 8/27/2021 | AMERIGAS | \$159.60 | Utilities |
| 12826 | 8/26/2021 | MOLLY B'S | \$477.00 | Contracted Service |
| 12825 | 8/25/2021 | VS | \$483.84 | Transportation |
| 12824 | 8/20/2021 | CH | \$1,609.86 | Payroll |
| 12823 | 8/20/2021 | LH | \$1,010.54 | Payroll |
| 12822 | 8/20/2021 | MG | \$540.54 | Payroll |
| 12821 | 8/18/2021 | FIX AUTO THE DALLES | \$1,551.55 | Transportation |
| 12820 | 8/12/2021 | HOLMES STRUCTURES | \$422.55 | Bond |
| 12819 | 8/10/2021 | PHENOM FLOORING LLC | \$4,300.00 | Gym Floors |
| 12818 | 8/10/2021 | ME | \$234.08 | Supplies |
| 12817 | 8/10/2021 | NJ | \$58.81 | Supplies |
| 12816 | 8/10/2021 | NJ | \$3,041.04 | Supplies |

| | | | | |
|--------------|-----------|------------------------------------|---------------------|--------------------|
| 12815 | 8/10/2021 | THE DALLES DISPOSAL | \$126.98 | Utilities |
| 12814 | 8/10/2021 | RICHMONDS SERVICE | \$1,007.37 | Transportation |
| 12813 | 8/10/2021 | PACE | \$57,241.00 | Insurance |
| 12812 | 8/10/2021 | OSBA | \$320.00 | Training |
| 12811 | 8/10/2021 | OSAA | \$1,680.00 | Yearly Fee |
| 12810 | 8/10/2021 | AMERIGAS | \$294.00 | Utilities |
| 12809 | 8/10/2021 | ALLSTREAM | \$174.99 | Contracted Service |
| 12808 | 8/9/2021 | SYNOVIA | \$179.94 | Transportation |
| 12807 | 8/9/2021 | SCHOLASTIC | \$843.75 | Supplies |
| 12806 | 8/9/2021 | OSBA | \$240.00 | Fee |
| 12805 | 8/9/2021 | MAUPIN, CITY OF | \$2,717.72 | Utilities |
| 12804 | 8/9/2021 | MAUPIN COUNTRY STORE AND HAR | \$309.10 | Supplies |
| 12803 | 8/9/2021 | ME | \$1,293.70 | Reimbursement |
| 12802 | 8/9/2021 | GORGE NETWORKS | \$320.57 | Utilities |
| 12801 | 8/9/2021 | HG | \$844.53 | Supplies |
| 12800 | 8/9/2021 | DIVERSIFIED BENEFITS SERVICES, INC | \$160.05 | HRA |
| 12799 | 8/9/2021 | DISCOVER RENTALS | \$382.50 | Bond |
| 12798 | 8/9/2021 | DAY WIRELESS SYSTEMS | \$45.00 | Utilities |
| 12797 | 8/9/2021 | CENTURYLINK | \$368.54 | Utilities |
| 12796 | 8/9/2021 | CARDMEMBER SERVICE | \$359.56 | Supplies |
| 12795 | 8/9/2021 | BARNETT SERVICE | \$19,556.05 | Transportation |
| 12794 | 8/9/2021 | Apptegy, Inc | \$3,900.00 | Web Page |
| 12793 | 8/9/2021 | AMERICAN FIDELITY | \$6.00 | Fee |
| 12792 | 8/3/2021 | AH | \$118.72 | Reimbursement |
| 12791 | 8/2/2021 | OREGON EDUCATION ASSOCIATION | \$69.33 | Union Dues |
| 12790 | 8/2/2021 | AMERICAN FIDELITY ASSURANCE | \$300.00 | Payroll Ded |
| TOTAL | | | \$136,796.56 | |

South Wasco County School District #1
Financial Information
For Month Ending AUG 2021
South Wasco County School District #1

Bank Account Balances (As of 8/31/2021)

| | | | |
|--------------------------------|--|------------------|--|
| Col. Bank Gen Fund | | 266,896 | |
| Col. Bank HRA | | 163,089 | |
| LGIP (Gen Fund 5658) | | 5,389,629 | |
| LGIP (Patjen's / Hachler Fund) | | 99,278 | |
| LGIP (Bus Fund) | | 85,060 | |
| LGIP (Bond Fund) | | 1,918 | |
| Total | | 6,005,871 | |

YTD by Appropriations

General Fund (As of 8/31/2021)

| Revenues | Budget | Beg Balance | YTD Received |
|---------------|------------------|-------------|------------------|
| 1000 | 1,637,000 | | 32,309 |
| 2000 | 48,653 | | 21,948 |
| 3000 | 2,499,247 | | 629,159 |
| 4000 | 0 | | 0 |
| 5000 | 1,000,000 | | 915,835 |
| Totals | 5,184,900 | 0 | 1,599,251 |
| | | | |
| | | | |
| Expenses | Budget | | YTD Expended |
| 1000 | 2,591,489 | | 27,203 |
| 2000 | 2,131,409 | | 303,785 |
| 5000 | 246,816 | | 0 |
| 6000 | 215,186 | | 0 |
| 7000 | 0 | | 0 |
| Totals | 5,184,900 | | 330,988 |

All Funds (As of 8/31/2021)

Payroll Fund Report

SO WASCO COUNTY SCHOOL DISTRICT 1

Payroll Fund Totals

Fiscal Year: 2021-2022

Pay Cycle: MONTHLY Pay Period: 3 Start Date: 08/11/2021 End Date: 09/10/2021 Pay Date: 09/20/2021

| FUND | GROSS | FICA | RETIREMENT | BENEFITS | TOTALS |
|-----------------------------------|-------------|--------|------------|----------|-------------|
| MONTHLY - Period Number: 3 | | | | | |
| 100 | 40,821.91 | 0.00 | 0.00 | 0.00 | 40,821.91 |
| 227 | 586.35 | 0.00 | 0.00 | 0.00 | 586.35 |
| 252 | 1,949.13 | 0.00 | 0.00 | 0.00 | 1,949.13 |
| Period Total: | \$43,357.39 | \$0.00 | \$0.00 | \$0.00 | \$43,357.39 |
| Grand Totals: | \$43,357.39 | \$0.00 | \$0.00 | \$0.00 | \$43,357.39 |

End of Report

| ACCOUNT | BEG BAL 8/1/21 | | INCOME | | EXPENSE | TRANSFER IN (+) | TRANSFERS OUT (-) | | END BAL 8/31/21 |
|---------------------------|-------------------|--|--------|--|------------|--------------------|----------------------|--|--------------------|
| ACADEMICS & ARTS | \$386.55 | | | | | | | | \$386.55 |
| ASB | \$3,262.78 | | \$1.36 | | \$236.07 | | | | \$3,028.07 |
| ATHLETICS | \$6,995.40 | | | | \$475.75 | | | | \$6,519.65 |
| Athletics: FOOTBALL | \$2,168.80 | | | | | | | | \$2,168.80 |
| Athletics: BOYS BASKETBAL | \$2,568.56 | | | | | | | | \$2,568.56 |
| Athletics: GIRLS BASKETBA | \$3,166.00 | | | | \$30.00 | | | | \$3,136.00 |
| Athletics: VOLLEYBALL | \$3,317.72 | | | | \$300.00 | | | | \$3,017.72 |
| Athletics: TRACK | \$0.00 | | | | | | | | \$0.00 |
| CLASS OF 2021 | \$600.47 | | | | | | | | \$600.47 |
| CLASS OF 2022 | \$1,538.44 | | | | | | | | \$1,538.44 |
| CLASS OF 2023 | \$447.06 | | | | | | | | \$447.06 |
| CLASS OF 2024 | \$1,170.00 | | | | | | | | \$1,170.00 |
| CONCESSIONAIRE | \$1,633.39 | | | | | | | | \$1,633.39 |
| FISH TALE MAGAZINE | \$173.44 | | | | | | | | \$173.44 |
| FISHING | \$14,610.03 | | | | | | | | \$14,610.03 |
| GATES | \$13,162.29 | | | | | | | | \$13,162.29 |
| GOLF | \$1.00 | | | | | | | | \$1.00 |
| GREENHOUSE | \$474.98 | | | | | | | | \$474.98 |
| HONOR SOCIETY | \$1,371.98 | | | | | | | | \$1,371.98 |
| ICC | \$5,967.08 | | | | | | | | \$5,967.08 |
| JUNIOR HIGH | \$3,247.36 | | | | | | | | \$3,247.36 |
| LIBRARY | \$868.72 | | | | | | | | \$868.72 |
| LOOK GOOD PLAY WELL | \$470.00 | | | | | | | | \$470.00 |
| MUSIC | \$930.40 | | | | | | | | \$930.40 |
| OBOB | \$754.21 | | | | | | | | \$754.21 |
| POW WOW | \$194.93 | | | | | | | | \$194.93 |
| PUBLICATIONS | \$561.32 | | | | | | | | \$561.32 |
| SENIOR GRAD NIGHT | \$1,084.50 | | | | \$156.00 | | | | \$928.50 |
| SHOP | \$242.26 | | | | | | | | \$242.26 |
| SPANISH | \$835.55 | | | | | | | | \$835.55 |
| SPECIAL PROJECT FUND | \$2,832.26 | | | | | | | | \$2,832.26 |
| STEM | \$874.08 | | | | | | | | \$874.08 |
| STUDENT RECOGNITION | \$5,710.60 | | | | | | | | \$5,710.60 |
| | | | | | | | | | |
| | | | | | | | | | |
| TOTALS | \$81,622.16 | | \$1.36 | | \$1,197.82 | | \$0.00 | | \$80,425.70 |

| | BEG BAL | | | | | TRANS | TRANS | | END BAL |
|----------------|-------------|--|------------|--|------------|---------|---------|--|-------------|
| MONTH | 7/1/21 | | INCOME | | EXPENSE | IN (+) | OUT (-) | | 6/30/22 |
| Jul-21 | \$72,584.80 | | \$9,037.36 | | | \$46.21 | \$46.21 | | \$81,622.16 |
| AUG. 21 | \$81,622.16 | | \$1.36 | | \$1,197.82 | | | | \$80,425.70 |
| SEPT. 2021 | \$80,425.70 | | | | | | | | |
| OCTOBER, 2021 | | | | | | | | | |
| NOVEMBER, 2021 | | | | | | | | | |
| DECEMBER, 2021 | | | | | | | | | |
| JANUARY, 2022 | | | | | | | | | |
| FEBRUARY, 2022 | | | | | | | | | |
| MARCH, 2022 | | | | | | | | | |
| APRIL, 2022 | | | | | | | | | |
| MAY, 2022 | | | | | | | | | |
| JUNE, 2022 | | | | | | | | | |
| TOTALS | \$72,584.80 | | \$9,038.72 | | \$1,197.82 | \$46.21 | \$46.21 | | |