




## **Goal 1 and Goal 2: STAAR/EOC Summary**


James Cureton, Ph.D. and Lance Groppel, Ed.D.  
July 25, 2022

# **2021-22 STAAR/EOC Performance**

**Review STAAR Data for Goals 1 and 2**



**Review STAAR Performance of All Contents**



**Review STAAR Cohort Performance**

## 2021-22 HB3 Goal 1 (3<sup>RD</sup> Grade Reading)

**Goal 1:** The percent of 3<sup>rd</sup> grade students that will pass STAAR Reading (at grade level - “Approaches”) will be 68.7% in Spring 2022.

Time	District	African American	Hispanic	White	Two or More Races	EcoDis	Special Ed	EL (C+M)	Cont. Enroll.	Non-Cont. Enroll.
Targets	68.7	56.4	66.8	86.2	74.9	63.0	42.0	65.9	68.9	68.7
EOY	73.2	54.4	74.9	89.0	71.8	68.5	50.8	72.9	74.5	67.1

Only snapshot students were included in goal calculations.

## 2021-22 HB3 Goal 1 (3<sup>RD</sup> Grade Reading)

**PM 1.4:** The percent of 3<sup>rd</sup> grade students that will pass STAAR Reading (at grade level - “Meets” or “Masters”) will be 37.9% in Spring 2022.

Time	District	African American	Hispanic	White	Two or More Races	EcoDis	Special Ed	EL (C+M)	Cont. Enroll.	Non-Cont. Enroll.
Targets	37.9	23.0	33.4	62.4	52.4	30.9	15.0	31.7	37.5	40.2
EOY	46.0	25.0	46.9	67.1	35.9	39.5	32.3	45.8	46.4	44.0

Only snapshot students were included in goal calculations.

## 2021-22 HB3 Goal 2 (3<sup>RD</sup> Grade Math)

**Goal 2:** The percent of 3<sup>rd</sup> grade students that will pass STAAR Math (at grade level - “Approaches”) will be 74.1% in Spring 2022.

Time	District	African American	Hispanic	White	Two or More Races	EcoDis	Special Ed	EL (C+M)	Cont. Enroll.	Non-Cont. Enroll.
Targets	74.1	57.9	76.7	87.0	80.0	69.9	47.0	78.2	74.6	72.2
EOY	70.6	49.4	73.4	87.7	61.5	65.8	49.7	77.7	72.2	63.2

Only snapshot students were included in goal calculations.

## 2021-22 HB3 Goal 2 (3<sup>RD</sup> Grade Math)

**PM 2.4:** The percent of 3<sup>rd</sup> grade students that will pass STAAR Math (at grade level - “Meets” or “Masters”) will be 43.8% in Spring 2022.

Time	District	African American	Hispanic	White	Two or More Races	EcoDis	Special Ed	EL (C+M)	Cont. Enroll.	Non-Cont. Enroll.
Targets	43.8	26.8	45.0	61.4	44.5	37.8	18.3	47.6	43.8	44.0
EOY	42.8	20.3	46.3	60.3	28.2	37.1	30.7	50.3	44.4	35.5


Only snapshot students were included in goal calculations.

# **2021-22 STAAR/EOC Performance**

**Review STAAR Data for Goals 1 and 2**



**Review STAAR Performance of All Contents**



**Review STAAR Cohort Performance**

# 2020-22 District STAAR Results

Assessment	2020-21			2021-22			State		
	App	Mts	Mst	App	Mts	Mst	App	Mts	Mst
3 <sup>rd</sup> Grade Math	63	32	16	69	41	20	70	41	20
3 <sup>rd</sup> Grade Reading	65	34	17	72	45	24	75	50	30
4 <sup>th</sup> Grade Math	65	42	25	69	41	23	68	41	22
4 <sup>th</sup> Grade Reading	61	36	16	75	51	26	76	52	28
5 <sup>th</sup> Grade Math	74	50	28	72	42	23	75	45	23
5 <sup>th</sup> Grade Reading	69	41	24	80	55	33	80	56	36
5 <sup>th</sup> Grade Science	61	29	10	66	37	17	66	37	17



# 2020-22 District STAAR Results


Assessment	2020-21			2021-22			State		
	App	Mts	Mst	App	Mts	Mst	App	Mts	Mst
6 <sup>th</sup> Grade Math	70	39	15	71	36	14	72	37	15
6 <sup>th</sup> Grade Reading	58	29	13	67	40	21	69	42	22
7 <sup>th</sup> Grade Math	41	12	3	45	16	4	59	29	12
7 <sup>th</sup> Grade Reading	65	40	22	77	53	36	78	54	36
8 <sup>th</sup> Grade Math	70	45	14	71	36	12	69	38	13
8 <sup>th</sup> Grade Reading	71	41	18	80	53	32	82	56	36
8 <sup>th</sup> Grade Science	66	38	20	70	37	17	73	43	22
8 <sup>th</sup> Grade S. Studies	50	22	9	52	22	13	59	29	17

# 2020-22 District EOC Results


Assessment	2020-21			2021-22			State		
	App	Mts	Mst	App	Mts	Mst	App	Mts	Mst
Algebra I	76	45	26	72	46	29	74	46	30
Biology	81	54	22	80	55	20	82	57	23
English I	59	43	8	56	39	7	63	48	11
English II	64	51	8	65	50	7	71	57	7
U.S. History	88	68	41	90	70	41	89	71	44

# **2021-22 STAAR/EOC Performance**

**Review STAAR Data for Goals 1 and 2**



**Review STAAR Performance of All Contents**



**Review STAAR Cohort Performance**

# 2020-22 Cohort STAAR Reading Results

Reading STAAR results presented for two year cohorts.

2021-22 Assessment	2020-21 STAAR				2021-22 STAAR				Difference		
	App	Mts	Mst		App	Mts	Mst		App	Mts	Mst
4 <sup>th</sup> Grade	66	35	18		75	51	26		+9	+16	+8
5 <sup>th</sup> Grade	61	34	16		80	56	34		+19	+22	+18
6 <sup>th</sup> Grade	67	40	25		68	41	22		+1	+1	-3
7 <sup>th</sup> Grade	58	29	13		78	54	34		+20	+25	+21
8 <sup>th</sup> Grade	67	41	23		80	54	33		+13	+13	+10
English II	68	51	5		74	58	9		+6	+7	+4

Only snapshot students with two years of scores were included in cohort calculations.

# 2020-22 Cohort STAAR Math Results

Math STAAR results presented for two year cohorts.

2021-22 Assessment	2020-21 STAAR				2021-22 STAAR				Difference		
	App	Mts	Mst		App	Mts	Mst		App	Mts	Mst
4 <sup>th</sup> Grade	65	33	16		71	41	23		+6	+8	+7
5 <sup>th</sup> Grade	64	42	25		73	43	23		+9	+1	-2
6 <sup>th</sup> Grade	73	51	29		73	38	15		0	-13	-14
7 <sup>th</sup> Grade	68	34	11		58	28	7		-10	-6	-4
8 <sup>th</sup> Grade	40	11	2		60	23	5		+20	+12	3
Algebra I	72	47	14		81	54	34		+9	+7	+20

Only snapshot students with two years of scores were included in cohort calculations.



**TYLERISD.ORG**

---