

# RSU #3 Campus Student and Campus Parent

Last Modified on 08/08/2023

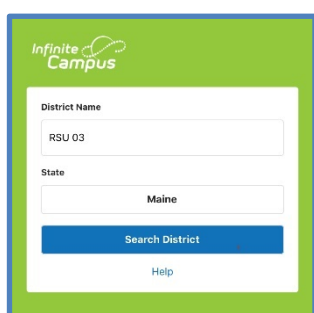
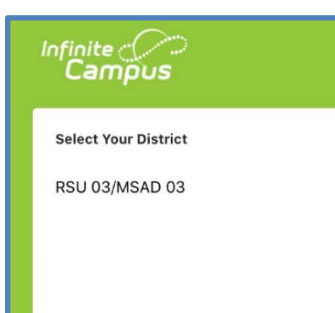
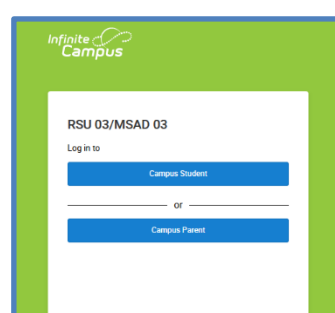
Welcome to RSU #3's new Campus Student and Campus Parent portals!

Campus Student and Campus Parent put school information at your fingertips with real-time access to announcements, assignments, attendance, grades, schedules, and more!

## Logging in to the App

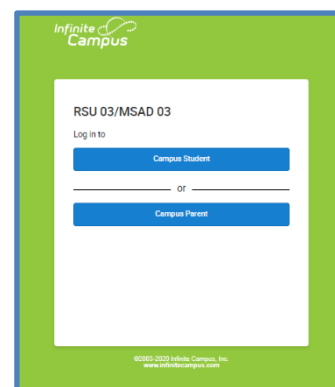
The Campus Student and Campus Parent apps provide the same tools as the browser version, with the benefit of the option to Stay Logged In and receive push notifications.

1. Download the app from the App Store or Google Play
2. Search for **District (RSU 03)** and **State (Maine)**,
3. Enter your **Username** and **Password**, provided by your school.

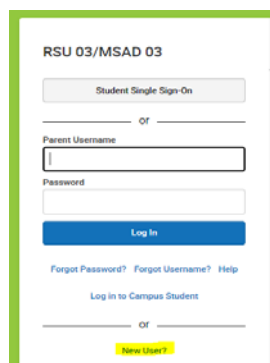
## Logging in from a Web Browser

1. Visit <https://msad3me.infinitecampus.org/campus/portal/msad3.jsp>
2. Students and parents have different login pages. Click either **Campus Parent** or **Campus Student**.
3. Enter the **Username** and **Password** provided by your school.
4. Click **Log In**!

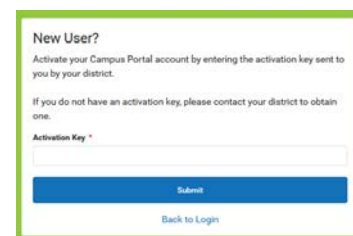


## Have an Activation Key?

If you do not currently have a Campus Parent account, contact your student's school secretary. She will be able to provide you with an Activation Key. Use this key to create your own user account.



1. Follow the instructions above to either download the app or visit our website at: <https://msad3me.infinitecampus.org/campus/portal/msad3.jsp>
2. Click on Campus Parent and select New User.
3. Enter your **Activation Key** in the space provided and then **Submit**.
4. Enter a **Username** and **Password** and click **Submit**.



## Supported Devices

To use the Campus Student or Campus Parent apps, mobile devices must be on an Android version of 4.4 or later and iOS devices must be on a version of 9.0 or later.