

Summary Data 08-27-21

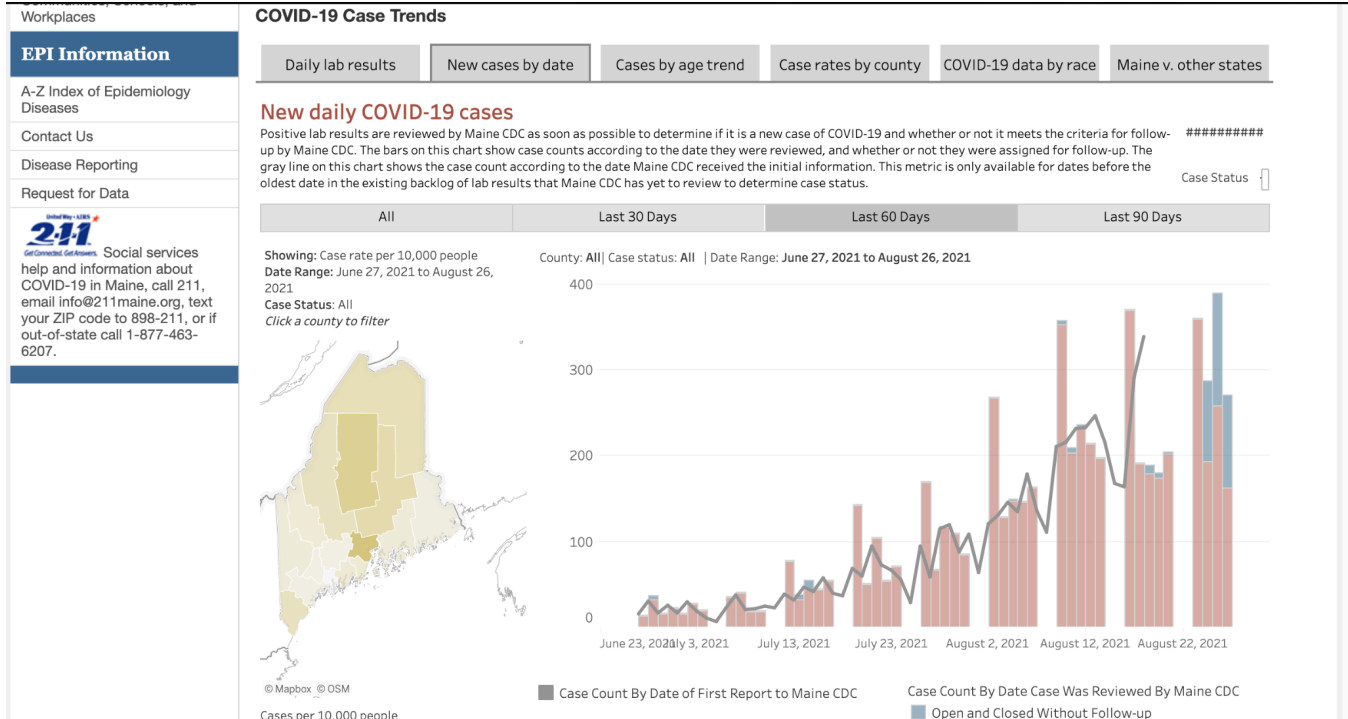
Information from:

[Maine CDC](#)

[Federal CDC](#)

[COVID-19 Vaccination Rates for Youth by SAU](#)

1) Case Trends



(Pulled from site on Friday, August 27, 2021)

2) Cumulative Community numbers as of 08-22-21

cases_by_zip_code

Zip_Code	Zip_Population	Case_Count	Patient_City	Patient_County	Data_Snapshot_Date
----------	----------------	------------	--------------	----------------	--------------------

4351	2648	140	Manchester	Kennebec	2021-08-22
------	------	-----	------------	----------	------------

4355	2760	139	Readfield	Kennebec	2021-08-22
------	------	-----	-----------	----------	------------

4284	1285	Range of 20-49	Wayne	Kennebec	2021-08-22
------	------	----------------	-------	----------	------------

4352	1602	Range of 50-99	Mount Vernon	Kennebec	2021-08-22
------	------	----------------	--------------	----------	------------

3) Cumulative district totals ending as of June 2021 (reflects Nov. thru June data)

a) Positive Students 86

- b) Positive Staff - 5
- c) Close contact student # (missed 1 to 10 days of learning) = **Estimated 1,286**
- d) Close contact staff # (missed 1 to 10 days of instruction) = **Estimated 108**

Note: These estimates are different from what I reported on Tuesday as I missed a page of information.

4) Cumulative by County

[Export table to PDF](#)

Cumulative COVID-19 Cases by County

Table updated: August 27, 2021
Data through: Thursday, August 26, 2021 11:59 pm

Patient County	Cases	Confirmed cases	Probable cases	Deaths	Hospitalizations	Case rate (per 10K people)
Statewide	74,966	54,225	20,741	928	2,281	560.1
Cumberland	18,200	13,583	4,617	210	497	620.0
York	14,616	11,515	3,101	143	416	708.7
Androscoggin	8,737	6,092	2,645	88	268	811.4
Penobscot	7,327	4,917	2,410	112	275	484.9
Kennebec	6,988	4,347	2,641	85	187	572.4
Oxford	3,865	2,734	1,131	71	126	670.8
Somerset	2,545	1,746	799	35	93	503.0
Aroostook	2,292	1,653	639	57	104	341.5
Hancock	1,587	1,116	471	41	53	289.5
Sagadahoc	1,550	1,173	377	12	31	435.0
Franklin	1,499	1,138	361	16	35	501.4
Waldo	1,458	1,073	385	22	53	367.3
Knox	1,308	1,156	152	7	37	328.9
Lincoln	1,218	1,002	216	3	28	354.7
Washington	1,047	584	463	19	44	332.5
Piscataquis	725	393	332	7	34	431.5
Unknown	4	3	1	0	0	

5) County color designations:

Maine
Kennebec County
[Selections](#)

Time Period: Thu Aug 19 2021 - Wed Aug 25 2021

Kennebec County, Maine

[State Health Department](#)


7-day Rate | [7-day Percent Change](#)

Community Transmission	● Substantial
Cases	83
% Positivity	3.64%
Deaths	0
% Eligible Population Fully Vaccinated	66.6%
New Hospital Admissions	7

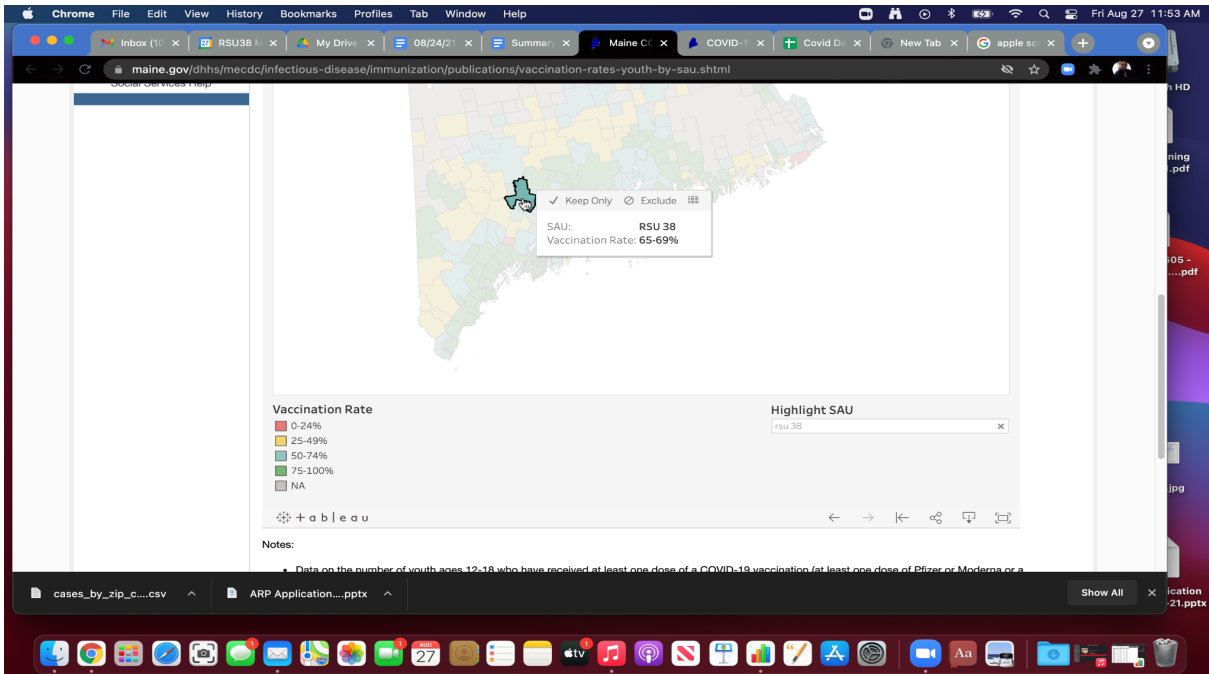
On this page:

- [Cases & Deaths](#)
- [Testing](#)
- [Vaccinations](#)
- [Hospitalizations](#)
- [Community Characteristics](#)

6) RSU #38 Data

Maranacook Area Schools/RSU 38 Covid Dashboard Update: August 27, 2021						
	Level	Student Positive	Staff Positive	Students in Quarantine	Staff in Quarantine	Staff Remote due to others being in quarantine
	Elementary	0	0	0	0	1
	Middle	2	0	0	0	0
	High	0	0	0	0	0
	Total student positives to date of Report					2
Total staff positives as to date of Report					0	
08/27/21						
# of student awaiting tests results	0					
# of staff awaiting tests results	0					

6) Student vaccine information



7) Staff Vaccine information - coming in October

8) Pool testing - please review -

https://www.maine.gov/doe/sites/maine.gov.doe/files/inline-files/Pooled%20Testing%20Guidance_UPD_ATED_8.17.21.pdf