



THE FRANKFORDIAN

2021-2022

A NEWSPAPER BY THE STUDENTS
OF FRANKFORD TOWNSHIP SCHOOL

Vol. 2



What's In This Issue:

- Band Over the Years & A Farewell to Mr. "D"
- Welcome Mrs. Hamilton!
- The Branchville Bombers
- Ski Club Returns to Frankford
- The Art of Shading
- Valentine's & The "Littles"
- "Wordle" Buzz
- Aurora Borealis
- Decorating & Interior Design
- DSP Corner & more

BAND OVER THE YEARS & A FAREWELL TO THE BELOVED "MR. D"

Written by Chase Longberg, Kevin Symons and Nikolas Thornton

The Frankford School Band has evolved over the years, but the one thing that hasn't changed is our appreciation for Mr. Dispenzieri, or "Mr. D" as he is affectionately known at Frankford School. The band has been an emotional rollercoaster for the past two and a half years because of the COVID pandemic. COVID has changed us and the band to some extent. Our band has gotten smaller over the years, but our love of this music program has never changed.

Now that school has gotten back to normal, the band is able to practice together and play live concerts again. There are many great things about being in the band. Having a good time learning and playing instruments, and performing in concerts to show our classmates, teachers and families how much we learned, are among them. If you are ever curious about playing an instrument, try joining the band and you will be sure to have a good time learning a new talent and making great friends.

"Being a Band Director has obviously meant everything to me, since it's been my whole career, but more important, was that it meant I was able to play, teach, perform, and share my love of music, everyday, with so many great students!" ~ Mr. D.

Our interview with our Band Director, Mr. D:

Q: How was the band when you first started compared to how it is now?

A: The size is about the same as when I first started. A lot of kids were lost due to COVID, but kids were still there once I started teaching in person again.

Q: Why did you want to be a band teacher?

A: I loved playing the trumpet in grade school, and when I was in high school and college I fell in love with band, so that is when I decided to become a band teacher.

Q: What is your favorite part of the job?

A: The best part is watching students develop their skills over four years.

Q: When did you start teaching?

A: My first job was in 1988 at a school called West Essex Junior High School.

Q: Was your first job as a band conductor? If not, what was your first job?

A: Yes it was!

Q: What is your least favorite part of the job?

A: My least favorite part is setting up and packing away everything after concerts.

Q: What was the hardest part of the band in COVID?

A: Not rehearsing together.

Q: What was the first instrument that you played?

A: Trumpet

Q: What is your favorite band instrument other than the trumpet?

A: Drums.

A blast from the past! Do you recognize anyone?





WE WILL MISS YOU MR. D! ♥

Over the years, we have been lucky enough to learn incredible instruments like the trumpet, the bass clarinet, and the alto saxophone, just to name a few. We can't imagine our Middle School experience without instrumental music. We owe that to The Frankford Band Program and to Mr. D. After 34 years of teaching, our school will not be the same without his talent and love for music and this program. We wish Mr. D an amazing retirement and we thank him for giving us the gift of music.

WELCOME TO FRANKFORD! *Meet Mrs. Hamilton*

Written by Claire Gushea and June Pecoriello

Meet Mrs. Hamilton! When we stepped into her classroom we were delighted to see kids enjoying themselves, working on a special craft project! At this moment we already knew that Mrs. Hamilton was excited to teach, and that she was a caring teacher. Mrs. Hamilton is our new 3rd-grade teacher, who took over for Mrs. Sarno who recently retired. We asked what she most enjoys about teaching 3rd grade. She said, "I enjoy teaching 3rd graders because the students are at the point where they are more responsible, yet they are still super excited to learn and to be at school!" She shared her inspiration for becoming a teacher, "I was inspired to become a teacher because of my 5th-grade teacher!" How cool!



This is Mrs. Hamilton's family! On the right is daughter, Ainsley, and on the left, in his dad's arms is son, Kenneth.


WELCOME TO FRANKFORD! *Meet Mrs. Hamilton*

Mrs. Hamilton has always been a teacher, although she did say that when she was younger, she wanted to be an accountant because she loved math. Not surprisingly, math is her favorite subject to teach. She said that it is her favorite because "there is always a right and a wrong answer."

When asked about her favorite color, she quickly replied, "definitely purple!" and added that her favorite food was, "anything chocolate!"

We asked Mrs. Hamilton if she had any pets, and she sure does! Now, if you thought Ms. Pomponio had a lot of pets, that was nothing compared to Mrs. Hamilton! She has a dog named Zoe (see photo), a gecko named Gick, two fish, and four snails that live in the fish tank.

Mrs. Hamilton also has two children, Ainsley, who is four, and a one-year old son, Kenneth. Her biggest fear is a house fire, which makes sense, because her favorite place is her house! Apart from her job as a mother of two, Mrs. Hamilton also "enjoys walks and any kind of physical exercise!" Mrs. Hamilton sure does have a lot on her plate! A mom of two, owning eight pets and a teacher! She is a wonderful teacher and any 3rd grader that gets to have her will be so lucky. Mrs. Hamilton is a delightful person to be around, and for any soon-to-be third graders...get excited!



This is her dog Zoe! Isn't that the cutest picture?

THE BRANCHVILLE BOMBERS: *Wrestling Strong at Frankford*

Written by Leila Hatzinas, Morgan Pasieka, Charlotte Teira, McKaela Xirouchakis,

Have you ever heard of the Branchville Bombers? Well, they are our local wrestling and cheerleading club in Branchville, and the majority of the kids in the Bombers actually go to Frankford Township School! We traveled far and wide to share a few interviews with some pretty talented people. Let's see if you recognize them! We hope you are inspired by the stories we are sharing. We were inspired, and thought it was a special story to share with our whole Frankford school community, especially since not everyone knows about our accomplished "Bombers".



THE BRANCHVILLE BOMBERS: *Interviews with local celebrities!*



Photograph features: Leila Hatzinas with Coach "Scott"

5th Grader and Bombers Cheerleader, Leila Hatzinas, spoke to Coach "Scott" and fellow 5th grader and Bombers wrestler, Tommy Bansemer.



Coach "Scott" shared:

Q: Did you wrestle when you were a kid?

A: Yes!!

Q: When did you start coaching?

A: I started coaching 5 years ago.

Q: Why did you want to coach wrestling?

A: I coached before having kids and when my boys started wrestling, I wanted to coach their team.

An interview with 5th Grader and Bombers wrestler, Tommy Bansemer:

Q: What is the best part about wrestling?

A: The best part about wrestling would be winning!

Q: When did you start wrestling?


A: I started when I was 4 or 5 years old.

Q: How do you feel when you are wrestling?

A: I feel nervous.

Q: How did you get into wrestling?

A: My dad thought I would be good at it, so I tried it and I like it.



THE BRANCHVILLE BOMBERS: *Breaking Barriers*

An Inspiring Interview with 2-time State Champion, 6th Grader and Bombers Wrestler, *Elle Changaris*

Q: How long have you been wrestling?

A: I have been wrestling for 3 years.

"My favorite thing about wrestling is showing that girls can do as much as boys can."

Q: How do you feel about doing a sport that is mainly dominated by men/boys?

A: I feel that what I am doing is a sport mainly dominated by men. Well, I want to show people that girls can do anything when they put their mind to it.

Q: How did you get into wrestling?

A: My older brother is 19 and he's always wrestling. When I was little, I would go to every tournament of his, so when I was eight, I joined a rec [recreational] program.

Q: How long of a history does your family have in wrestling?

A: 3 generations.



Photograph: Prudential Center, Newark, NJ

Q: Can you describe your journey in wrestling so far?

A: The first time I started wrestling, I competed in the State Championship for both girls and boys. The next year I started, I placed first for girls, then in boys, I placed 5th.

This year, I went to the Prudential Center in Newark, I started in Boy's States in the morning. I won all of my matches, until I wrestled this one boy. I lost by three points. I almost won, but unfortunately I didn't, because he was just stronger than me. Boys are physically stronger than girls. As strong as I am, which definitely helps, I couldn't win this one. I wrestled for my "blood round", where if you lose you are out of the tournament, and if you win, you're back in. I ended up pinning him and then I had my match for 6th place. I ended up losing that match, so then I wrestled for 7th or 8th place. I was 'dead tired' and gave-up. I ended-up taking 8th place and I was on the podium. I wrestled for my girls match, which I won. I'm a 2-time Girl's State champ (in my weight division) in New Jersey.

Amazing!



Photograph: 2-time State Champion wrestler, Elle Changaris

Our Branchville Bombers are really special. We are so proud of our local club for their success and for breaking barriers in girls' sports. We can't wait to bring you more stories about their continued success. Good luck Bombers!

50-YEARS STRONG! FRANKFORD SKI CLUB IS BACK

Written by Claire Gushes, Leila Hatzinas and June Pecoriello



Photograph: The 2021-22 Frankford School Ski & Snowboard Club

After more than fifty years, the tradition of Ski Club is still going strong! It was a particularly big hit this year when more than 60 students participated, the most Frankford School has ever had! Ski Club is an activity for grades fifth through eighth, where kids are taken to Mountain Creek for a total of five ski/snowboard trips. There are also five free lessons included with the trips. It is a great opportunity for kids to experience the slopes, and have some fun on their own! Mrs. Eckert, a P.E. teacher here at Frankford who manages Ski Club, was very proud of how it went this year. We spoke to Mrs. Eckert to find out a little more about the details of Ski Club this year, and how it compared to past seasons.



Mrs. Eckert said that she thought Ski Club was great this year, and that she was proud of all the beginners who got up on the hill! We asked, "Why do you think it is important to have a Ski Club?" She answered, "It's a great opportunity for students to learn how to ski and snowboard whose parents don't." We then asked her if she enjoyed being a part of Ski Club, and there was not even a moment of hesitation for this one. Right away, she responded, "I love it, I absolutely love it!" She then went on to tell us how she loved seeing the smiles of the student's faces that at first were struggling, but finally made it to the hill. Mrs. Eckert shared that she's basically been a part of Ski Club since the beginning. She was a member when she was a student here in fourth grade. Mrs. Eckert has been chaperoning Ski Club for 33 years, with 15 of those years as a club advisor. Wow!



This was the first year of Ski Club in about two years due to COVID, yet not too much has changed. The bus arrangements have always been the same with a total of two buses transporting kids. The only difference with the buses now compared to previous years, is that the school used to pay for them, and now, the students pay for bussing when they sign-up to be a part of Ski Club.

The rules for Ski Club haven't changed much either. The participants are only allowed to ski/snowboard at North mountain, and not on the South mountain. Students must maintain passing grades, and also demonstrate good behavior. It is also important that students only go on the slopes they are qualified to go on. Once on the mountain, beginners have to take a lesson until they are ready for the bigger beginner slope at Mountain Creek. Beginners usually start off on a trail known as Sugar. Mrs. Eckert also said that students do get better and better over the years that they do Ski Club, if they take advantage of the lessons. The most important "rule" is for everyone to just have fun, while being safe, and getting their time to ski or snowboard!

This year's Ski Club was a success, and definitely set the stage for years to come. It's a great tradition that Frankford School has been able to offer for all these years, teaching students independence, ski/snowboard skills, and allowing all to make great memories with their friends! We are also thankful for the other chaperones who were a big part of Ski Club this year, Mrs. Gray, Mrs. Hollar and Mrs. Burns. Mrs. Eckert said, ***"Ski Club is a terrific opportunity for students to learn a lifelong skill!" It was an incredible season, and we hope for another triumphant year for the next Ski Club groups to come."***

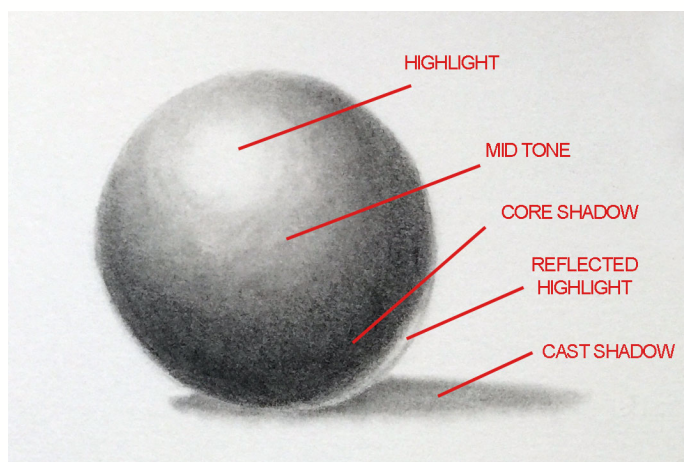
THE ART OF SHADING

Written and Researched by Emma Cooper

Have you ever seen a hyper-realistic drawing and thought that it had to have been a photo? That was because of the use of “shading”. Shading is a technique that adds texture, depth, and can give feeling to the piece. It creates an illusion of form, space, and light in a drawing, making it seem as though it’s three-dimensional (Fussell). Shading can be applied in pencil drawings, charcoal, pen/ink, paints like acrylics, oils, watercolors, etc. (Brenner)

Four commonly used techniques are known as hatching, cross-hatching, blending/smudging, rendering, random lines (which I think looks cool), and stippling (Brenner). Objects that are often used by beginners to learn how to shade (from what I’ve seen, at least) are spheres, apples, eyes, and faces (more so cartoon than realistic, but you know, it’s still a face).


Light is important for shading, after all, if there were no light we wouldn’t be able to see! The illusion of light can be seen through the use of value and contrast. Value is the lightness or darkness of a color. Lighter values are referred to as “tints” and darker values are “shades”. Contrast is the difference between colors, sizes, textures, and/or values (Fussell).



Values' placement depends on the location and intensity of the light source or sources along with the shape of the object being shaded. The highlight and the reflected highlight should be the brightest. The core shadow should be the darkest. And the mid-tone is the value between the brightest and darkest and most often the actual color of the object (Fussell).

The illusion of form is also dependent on how the object is shaded. For example, the values would be getting gradually lighter/darker for something like a cylinder, sphere, cone, ovoid (basically like a sphere but an oval), and other round or curved subjects. Where subjects that have flat sides, like a cube or triangular prism, would have those sides stay pretty consistent value-wise, with minimal gradation, naturally making it seem blocky (Fussell).

Because the goal of shading is to create an illusion of light and of form, the full range of values is most often needed, which brings contrast into play, allowing for other values to be adjusted as needed (Fussell).




With this basic knowledge on shading, just about anything you draw can be shaded, including hollow objects, like a cup. And of course, the more you practice, the better you'll get, and the more fun you'll have making objects seem realistic. Give it a try!.


VALENTINE'S DAY: A HISTORY LESSON

Written by Lilliana Serrano

Did you know the legend of how Valentine's Day started? Legend tells us that Saint Valentine was a Priest who lived in the 3rd century A.D. in Rome. He worked as a priest when Emperor Claudius II was in power. Emperor Claudius II had banned marriage for fear that married men would be bad soldiers. Saint Valentine thought this was unfair, and arranged marriages in secret anyway. When he was discovered by Emperor Claudius, Saint Valentine was sentenced to death on February 14th. While jailed, he fell in love with the jailer's daughter, and on the day of his death, he sent her a love letter signed "from your Valentine ". Eventually, marriages became legal, and Saint Valentine's name was used by people to express their feelings of love. February 14th is now a day of love celebrated around the world.



A statue of St Valentine, inside Whitefriar Church in Dublin



This is the oldest known Valentine's Day message in English. It was written in 1477



Click the delicious cookies to be linked to their scrumptious recipe!



VALENTINE'S DAY: A VISIT TO MS. MCGUIRE'S KINDERGARTEN & A CHAT WITH THE "LITTLES"

Written by Jack Geaney, Daniella Masker, Morgan Pasioka and Leah Romash



Have you ever wondered what the littlest among us think about Valentine's Day?

We decided to visit Ms. McGuire's Kindergarten class to see what the kids thought about this very special day. We ventured a long way to the Kindergarten room and visited with them for a full period, talking with them and hearing what they had to share. They shared some cute ideas about Valentine's Day. In fact, some of them were down-right adorable!

We asked Kindergarteners, "Who is your Valentine?" Responses were "my mommy", "my dad", "my pets" and "my sister". We asked if they had a "valentine" in their class, and they all said "no!" So cute!

This experience showed us just how sweet and kind-hearted we are when we are so young, and see the best in others. We can all learn something from these awesome Kindergarteners! Thank you Ms. McGuire for letting us visit your students!

We asked Kindergarteners, **"What is love to you?"** Here is what they said:

"showing you care about them"

"when you say I like you"

"when you are friends"

We also asked what their favorite Valentine's Day candy was. The winners were: lollipops, little "sweetheart" candy, skittles and fun dip! Who can blame them?



THE "DSP" CORNER: *An interview with Jalexa and Nick*

Written by Claire Gushea and June Pecoriello

The Distinguished Scholars Program (DSP) has become a special part of Middle School for many students at Frankford. For this DSP corner, we are featuring interviews of two eighth grade students whose projects really stood-out. The eighth graders will participate in their culminating showcase before graduating. We want to spotlight these scholars for their research, dedication and inspiration.

Featured Scholar: Jalexa Garcia

Jalexa Garcia's final project was on music and singing.

We asked Jalexa about her inspiration. She said that her family is very musical, including her grandparents as well, and her parents, are involved in many activities that have to do with music. Her dad tried out for, and almost got into, *American Idol*, and her mom was in a musical known as, *The Passion Musical*, and played Caesar's wife when she was only 17. She also said that her whole family likes to sing in church. No wonder she chose this topic!

We then asked her about whether there would be audience interactions for her project, Jalexa replied with enthusiasm, "Yes! Me and my dad are working on a duet, which features the song "Shallow" by Lady Gaga and Bradley Cooper." She also said that there are some harmonizing practices at the end, and her audience will actually try to sing!

Jalexa practically grew up with singing. and it has been a huge part of her life. Music has always made her happy, and has gotten her through some hard times.

Jalexa doesn't have a favorite singer, and she loves most music. She says that she hadn't realized how many famous singers had musical backgrounds, like their families being musical, or even famous, too!




Jalexa's favorite part of her final presentation - the experience at Chorus Regionals! Regionals was a very important event that Jalexa was able to participate in.

She even won first place in one of the rounds! Jalexa is very honored to have had that opportunity.

After giving her a well deserved congratulations, the interview ended by asking the million dollar question, "Do you envision singing as a part of your future?" Jalexa did have some hesitation on this one, but, surprisingly, said no. She explained that she really just wants singing to be a hobby for her. However, if the chance to be in a competition, talent show, or play arises, she would definitely go for it! Jalexa's project was an extension of who she is, making it very special and memorable. Thank you Jalexa for giving us this window into your journey!

Featured Scholar: Claude "Nick" Ferdinand



Nick Ferdinand, completed his final DSP project on the topic of his dad's heritage. We asked, "What inspired you to do this project?" He answered, "We didn't know much about my dad's side of the family, so we wanted to learn some more." As a part of his project, Nick's family completed DNA testing to learn about their ancestry. He was surprised to find out that from his dad, he is part European, and even Irish.

Nick used a twenty-three week DNA test, which showed him his ancestral background. The DNA test cost \$100, but Nick says "it was totally worth it!"

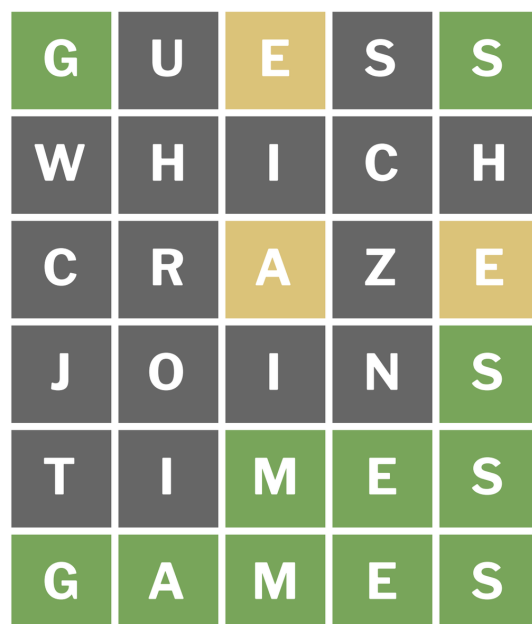
At first, Nick was not sure what topic to select for his last project. However, Nick said that his family knew a lot about his mom's heritage, but very little about his dad's, so it seemed like an interesting idea.

Nick's favorite part of his project was actually taking the DNA test and finding out where his dad came from. Nick not only researched an interesting topic, but was able to learn a lot about his own family in the process. How cool! If you don't know much about your family's heritage, consider taking a DNA test just like Nick did! You may just be surprised with the results!

WORDLE: Can you guess the word?

Written by Skye Silverthorne, Charlotte Teira and McKaela Xirouchakis

We've all heard of "Wordle", the popular game where you guess letters to create a word. It has taken the game world by storm! Some teachers have competitions to see who guesses the word first, and sometimes you just play with your friends for fun. Either way, it's undeniable that Wordle is a fun, competitive game that's hard to stop once you start! Other new Wordles have been created, such as Wordle Unlimited and Wordle versions 2 and 3. You can visit Nerdle or Mathler for similar, super fun math puzzles. Globle, is a geography version! So why not, give Wordle a shot? You might just find a new favorite pastime!



Click the Wordle image to be linked to the New York Times Wordle game!

AURORA BOREALIS, "THE NORTHERN LIGHTS"

Written and researched by Charlotte Teira and McKaela Xirouchakis



The Aurora Borealis, also known as the Northern Lights, are a natural phenomenon of colorful waves of light in the sky. They come in a variety of spectacular colors such as shades of red, violet, yellow, blue, pink, and pale green as the most common.

If you look at planet earth from space, you might be able to see the lights circling an area. You can view them around the earth's polar regions.

What creates this colorful aurora? These lights are the results of "collisions between gas particles within Earth's atmosphere combined with charged particles from the sun's atmosphere."

The northern lights can only be seen during nighttime. But, they happen at any time of the day. If you are lucky, and you might get to see this "magic light show" at some point in your life! These spectacular lights attract visitors from all over to Canada, Norway, Finland, Sweden and Alaska. Nature is amazing!



Source: <https://www.lifeinnorway.net/northern-lights-facts/>


INTERIOR DESIGN TIPS!

Written and design concept by Daniella Masker

Did you ever want to redesign your home, your room, or any other space you spend time in? But, you don't feel you have the experience to do it? Well, look no further! I know that it probably seems - well - a little misleading, since I'm a kid! But, after you check out my tips, you might just think that this 5th grader might have some good design taste after all!

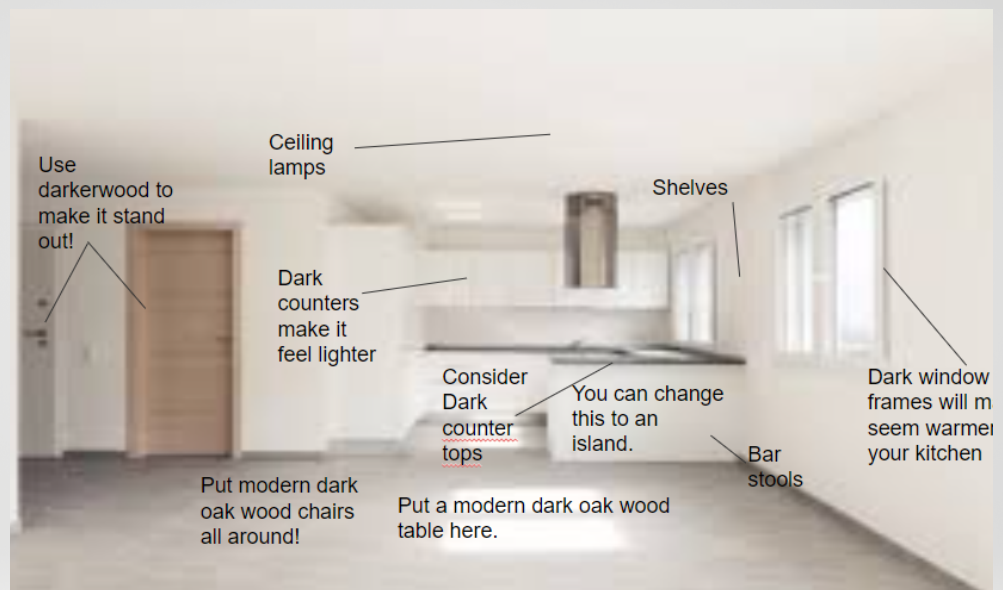
I will share some different design elements to consider when decorating. For example, color and texture and color combinations. Any room in your home can be considered for a "redesign refresh", but I am going start with a kitchen. After all, it's where most of us spend a ton of time together!

The Basics: Everyone has their own style. What's yours? Don't worry if you don't know what your style is. Some styles are: Modern, Bohemian, Eclectic, Mid-Century, Country, Traditional and Rustic. Color schemes and textures are very important to make a room have depth, warmth and flow nicely. Also consider having some natural light. The first step is to decide what "style" you like best and then go from there.



Kitchen Ideas

Keep in mind... you spend more time in your kitchen than you might notice. So, you might want to make it look good! In this photo, there is a lot to consider. Remember... if you really want to do a redesign, take a look at the paint colors on your walls, floors, cabinets, doors, and even refrigerator! Big spaces use the most amount of color, so changes here will make a big impact.



For a modern look in this kitchen, you will probably want to paint your walls white. I would suggest using dark wood trims for the windows, for contrast. For an architectural design touch, you can consider adding some dark wood beams on the ceiling to make it stand out and to make it feel warmer. You can choose a peninsula, or an island, to give your kitchen more counter space and more seating. Ceiling lamps will make your kitchen just a little bit brighter - but, make sure they are a modern style! You also want AS MUCH natural light as possible. Sticking with a light and dark color palette will look really nice for a modern finish. Always be true to your style, and make your space a reflection of your personality and taste. You can't go wrong as long as you love it!

RECIPE: A delicious summer treat!

Recipe shared by Chase Longberg and Kevin Symons

Fruit Roll-Up Ice Cream

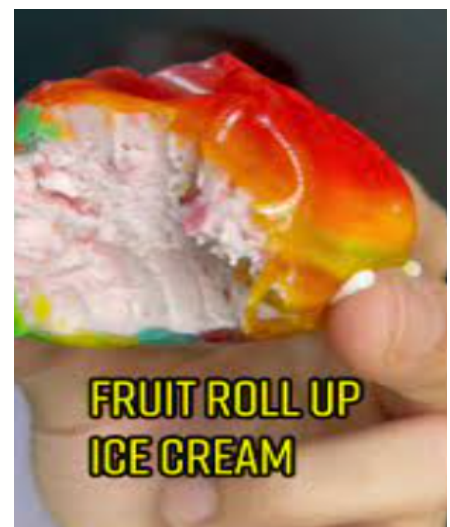
Ingredients

- (1) box of fruit roll-ups
- Fruit Sherbet or Vanilla ice-cream (may substitute flavor)
- Sprinkles (to taste)

Directions

- Open / spread out your fruit roll-up
- Take-out your selected ice-cream (vanilla works best)
- Wrap the fruit roll-up around the ice cream; add sprinkles
- Place in the freezer until frozen


Serve and enjoy!



DRAGONLANDS

Story Idea and Original Illustrations Created by Morgan Pasieka

Meet the characters




Dragonlands: An original story idea... here's a sneak peak at an upcoming short story...

After the girls got out of the haunted castle, and were left stranded in a desert, they decided to take a vacation. "Ugh," said Ember "Why must we be in the desert?" asked Snow Flurry. "The sooner we leave the desert the sooner we will be home" replied the twins, Emerald and Rose "Well, it might be nice if Moonstone could wake-up and walk, instead having to carry her" said Ember. Well, "she is nocturnal and she has to sleep" replied Rose. Moonstone yawned and said, "What is going on?" "Uh nothing" said Snow Flurry, with a forced smile and sweat dripping down her face."

To be continued.....

Find out what happens in the desert in the full story coming soon!



FRANKFORD FUNNIES!*Created by Maksim Sapsai*

The Wheel of Riches

by Maksim Sapsai

