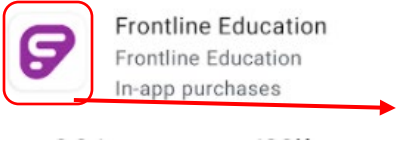


Cell Phone Clock In



Download frontline app

Login with the username and password that you created. (it is recommended you use your email as your username if you have not created a new one)

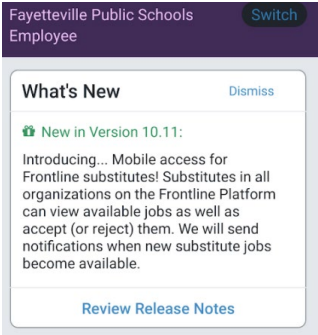
Sign in with a Frontline ID

Frontline Username

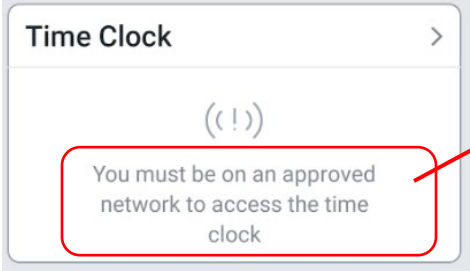
Frontline Password

[Sign In with Frontline ID](#)

What you will see once you have logged in.



You will have to scroll down to find the time clock button. Once there you will need to make sure you are connected to district Wi-Fi and then you can select "clock in".



In order to "clock in" you must be connected to the district Wi-Fi

