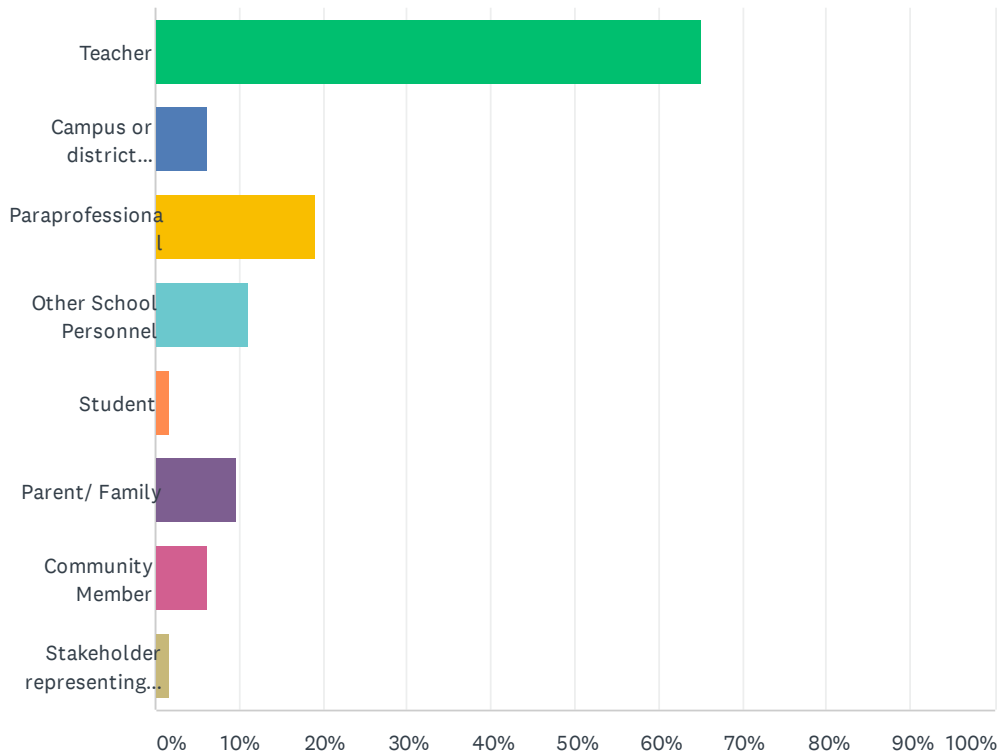


Q1 Please select your role (select all that apply)

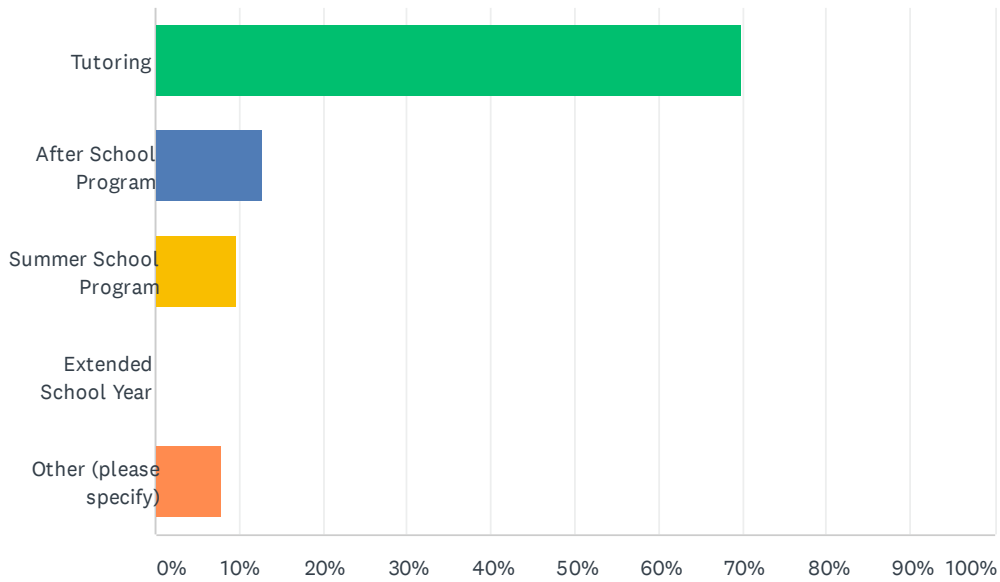
Answered: 63 Skipped: 0



ANSWER CHOICES	RESPONSES
Teacher	65.08% 41
Campus or district administrator	6.35% 4
Paraprofessional	19.05% 12
Other School Personnel	11.11% 7
Student	1.59% 1
Parent/ Family	9.52% 6
Community Member	6.35% 4
Stakeholder representing the interests of: Children with Disabilities, English Learners, Children Experiencing Homelessness, Children in Foster Care, Migratory Students, Children who are Incarcerated, Other Underserved Students	1.59% 1
Total Respondents: 63	

Q2 In order to address learning loss due to the COVID-19 pandemic, which of the following allowable activities would be most beneficial?

Answered: 63 Skipped: 0

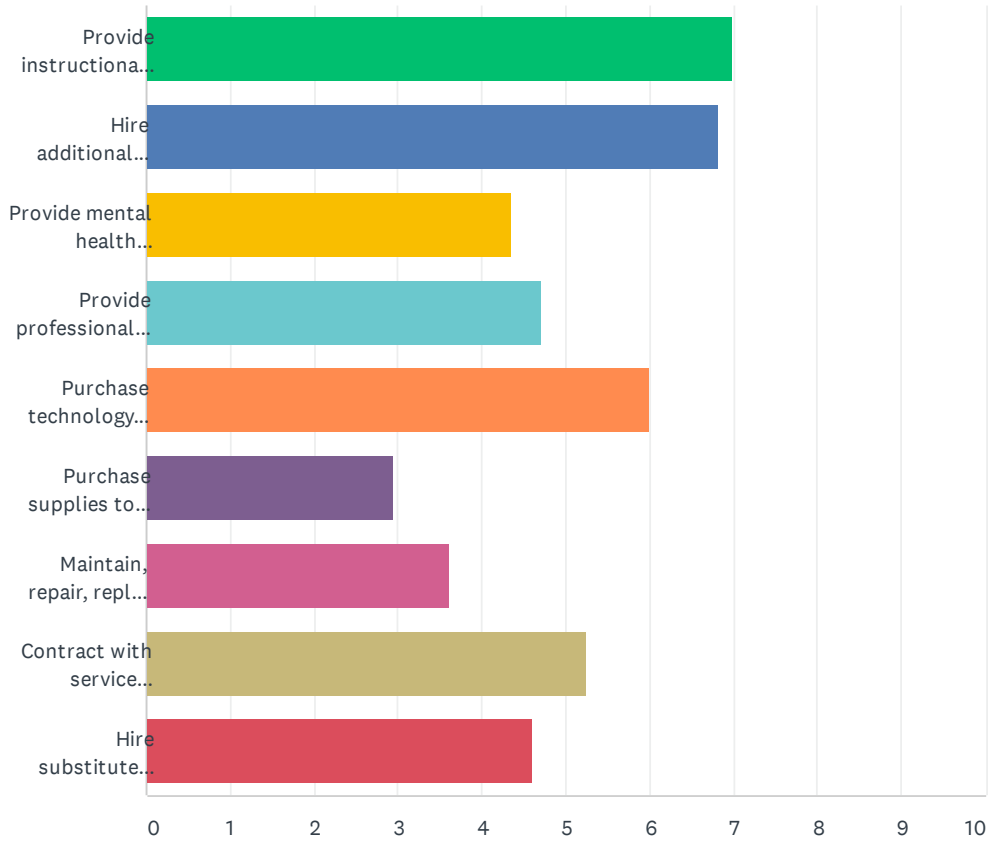


ANSWER CHOICES	RESPONSES	
Tutoring	69.84%	44
After School Tutorials	12.70%	8
Summer School Program	9.52%	6
Extended School Year	0.00%	0
Other (please specify)	7.94%	5
TOTAL		63

Q3 Please rank the following in order from highest to lowest priority for funds (#1 is the highest priority, #9 is the lowest priority)

ESSER III Stakeholder Input Survey

Answered: 63 Skipped: 0



ESSER III Stakeholder Input Survey

	1	2	3	4	5	6	7	8	9	TOTAL	SCORE
Provide instructional materials and resources to meet the needs of students	29.31% 17	22.41% 13	12.07% 7	8.62% 5	13.79% 8	8.62% 5	5.17% 3	0.00% 0	0.00% 0	58	6.90
Hire additional campus interventionists (math and reading) (3-5 year position)	27.12% 16	16.95% 10	23.73% 14	6.78% 4	6.78% 4	11.86% 7	1.69% 1	3.39% 2	1.69% 1	59	6.80
Provide mental health interventions and support; additional counseling and wellness supports for students	6.45% 4	9.68% 6	8.06% 5	12.90% 8	6.45% 4	12.90% 8	16.13% 10	6.45% 4	20.97% 13	62	4.30
Provide professional development for staff to address learning loss strategies and interventions	3.39% 2	6.78% 4	16.95% 10	15.25% 9	10.17% 6	13.56% 8	10.17% 6	16.95% 10	6.78% 4	59	4.70
Purchase technology (hardware, software, connectivity)	15.52% 9	10.34% 6	18.97% 11	15.52% 9	12.07% 7	13.79% 8	10.34% 6	1.72% 1	1.72% 1	58	6.00
Purchase supplies to sanitize and clean facilities and buses	1.67% 1	3.33% 2	1.67% 1	8.33% 5	5.00% 3	8.33% 5	16.67% 10	28.33% 17	26.67% 16	60	2.90
Maintain, repair, replace and upgrade projects to improve indoor air quality (HVAC/filters)	4.76% 3	1.59% 1	4.76% 3	12.70% 8	14.29% 9	6.35% 4	11.11% 7	22.22% 14	22.22% 14	63	3.60
Contract with service provider (ie: Success Center) to strengthen/improve RtI process to target students in Tiers 2 and 3	6.45% 4	16.13% 10	11.29% 7	12.90% 8	14.52% 9	14.52% 9	9.68% 6	8.06% 5	6.45% 4	62	5.20
Hire substitute teacher to allow teachers to work with small groups and individual students	6.45% 4	14.52% 9	4.84% 3	8.06% 5	16.13% 10	8.06% 5	17.74% 11	12.90% 8	11.29% 7	62	4.60