




One2One
Risk Solutions

How to Enroll your Device

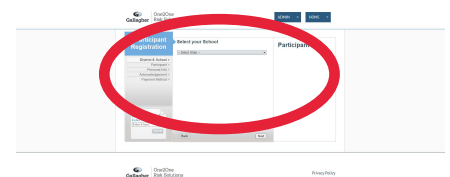
**Step 1: Go to
one2onerisk.com or scan
the QR Code below**



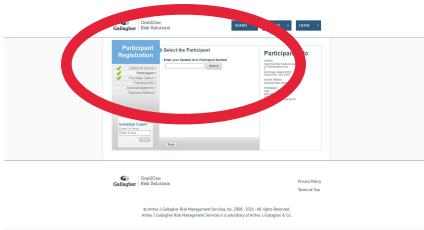
**Step 2: On the Homepage
Select the "Enroll My
Device" Icon**



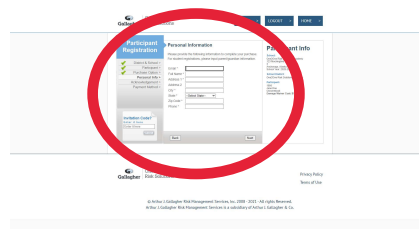
**Step 3: Use the drop-
down options to select
your state/district/school.**



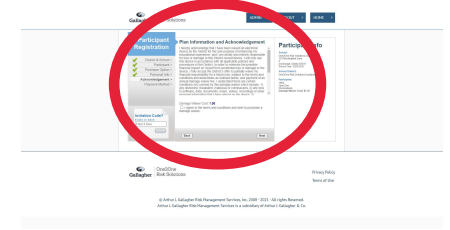
Step 4: Input your Student ID



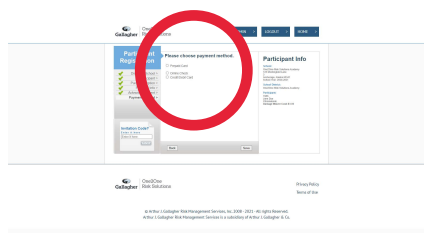
**Step 5: Complete the Parent/
Guardian Information Page.**



**Step 6: Agree to Terms &
Conditions.**



Step 7: Select Payment Method.



**Step 8: Credit/Debit Card
Option: Complete Payment
Information**

**Step 8: Online Check Option:
Complete Payment
Information**

For Prepaid Cards: select "Prepaid Card" option
then enter 12 digit code on back of card.

One2One Risk Solutions

