

School Plan for Student Achievement (SPSA) Template

Instructions and requirements for completing the SPSA template may be found in the SPSA Template Instructions.

School Name	County-District-School (CDS) Code	Schoolsite Council (SSC) Approval Date	Local Board Approval Date
Pioneer High (Continuation)	24736192430031	May 15, 2023	June 14, 2023

Purpose and Description

Briefly describe the purpose of this plan (Select from Schoolwide Program, Comprehensive Support and Improvement, Targeted Support and Improvement, or Additional Targeted Support and Improvement)

Schoolwide Program

Briefly describe the school’s plan for effectively meeting the ESSA requirements in alignment with the Local Control and Accountability Plan and other federal, state, and local programs.

Pioneer High School is an alternative education program (continuation school), which provides opportunities and strives to meet the needs and goals of students that have not been met at the comprehensive high school. We provide an individualized instructional program in a flexible learning environment. Pioneer's educational program and curriculum are aligned with Gustine High School and California state educational standards but is modified for acceleration. There is one principal, two counselors available. There is one certificated teacher that facilitates the the online learning program and we will be adopting a new online program called Edgenuity.

Table of Contents

- SPSA Title Page 1
- Purpose and Description..... 1
- Table of Contents..... 2
- Comprehensive Needs Assessment Components 4
 - Data Analysis 4
 - Surveys 4
 - Classroom Observations..... 4
 - Analysis of Current Instructional Program..... 4
- Educational Partner Involvement 7
- Resource Inequities 7
- School and Student Performance Data 8
 - Student Enrollment..... 8
 - CAASPP Results..... 10
 - ELPAC Results 13
 - Student Population 15
 - Overall Performance 17
 - Academic Performance 19
 - Academic Engagement 25
 - Conditions & Climate..... 28
- Goals, Strategies, & Proposed Expenditures..... 30
 - Goal 1..... 30
 - Goal 2..... 33
 - Goal 3..... 35
 - Goal 4..... 37
 - Goal 5..... 38
- Budget Summary 39
 - Budget Summary 39
 - Other Federal, State, and Local Funds 39
- Budgeted Funds and Expenditures in this Plan 40
 - Funds Budgeted to the School by Funding Source..... 40
 - Expenditures by Funding Source 40
 - Expenditures by Budget Reference 40
 - Expenditures by Budget Reference and Funding Source 40
 - Expenditures by Goal 40
- School Site Council Membership 42
- Recommendations and Assurances 43

Instructions.....44
 Instructions: Linked Table of Contents.....44
 Purpose and Description.....45
 Educational Partner Involvement45
 Resource Inequities45
Goals, Strategies, Expenditures, & Annual Review46
 Annual Review47
 Budget Summary48
 Appendix A: Plan Requirements50
 Appendix B:.....53
 Appendix C: Select State and Federal Programs55

Comprehensive Needs Assessment Components

Data Analysis

Please refer to the School and Student Performance Data section where an analysis is provided.

Surveys

This section provides a description of surveys (i.e., Student, Parent, Teacher) used during the school-year, and a summary of results from the survey(s).

There was no comprehensive needs assessment completed this year but through teacher/parent conferences, the school administrator or counselors are able to gage the parents and students needs.

Classroom Observations

This section provides a description of types and frequency of classroom observations conducted during the school-year and a summary of findings.

Classroom observations are conducted on a weekly basis throughout the school year. The observations are focused on the monitoring and engagement of our online learning platform.

Analysis of Current Instructional Program

The following statements are derived from the Elementary and Secondary Education Act (ESEA) of 1965 and Essential Program Components (EPCs). In conjunction with the needs assessments, these categories may be used to discuss and develop critical findings that characterize current instructional practice for numerically significant subgroups as well as individual students who are:

- Not meeting performance goals
- Meeting performance goals
- Exceeding performance goals

Discussion of each of these statements should result in succinct and focused findings based on verifiable facts. Avoid vague or general descriptions. Each successive school plan should examine the status of these findings and note progress made. Special consideration should be given to any practices, policies, or procedures found to be noncompliant through ongoing monitoring of categorical programs.

Standards, Assessment, and Accountability

Use of state and local assessments to modify instruction and improve student achievement (ESEA)

The Edgenuity online courseware system has grade level content and built interventions for all students whether students are at grade level, falling behind, or advanced.

Use of data to monitor student progress on curriculum-embedded assessments and modify instruction (EPC)

The Edgenuity system and teacher tracks the students personalized learning and assessments throughout the course to achieve mastery.

Staffing and Professional Development

Status of meeting requirements for highly qualified staff (ESEA)

There is a credentialed teacher facilitating student learning.

Sufficiency of credentialed teachers and teacher professional development (e.g., access to instructional materials training on SBE-adopted instructional materials) (EPC)

The classroom teacher has access to the current and updated instructional information and a-g approved courses are found on Edgenuity's home page.

Alignment of staff development to content standards, assessed student performance, and professional needs (ESEA)

N/A

Ongoing instructional assistance and support for teachers (e.g., use of content experts and instructional coaches) (EPC)

Edgenuity provides yearly professional development for the teachers who facilitate the classes online.

Teacher collaboration by grade level (kindergarten through grade eight [K–8]) and department (grades nine through twelve) (EPC)

N/A

Teaching and Learning

Alignment of curriculum, instruction, and materials to content and performance standards (ESEA)

Edgenuity Online Curriculum offers educators best-in-class online curriculum for kindergarten through adult learners with over 400 engaging courses. Edgenuity's curriculum is customizable to meet the needs and pace of individual learners.

Adherence to recommended instructional minutes for reading/language arts and mathematics (K–8) (EPC)

N/A

Lesson pacing schedule (K–8) and master schedule flexibility for sufficient numbers of intervention courses (EPC)

N/A

Availability of standards-based instructional materials appropriate to all student groups (ESEA)

Edgenuity Courseware enables students to take ownership over their learning and supports educators with Teacher-Powered Technology™ that helps them improve efficiency and maximize student success.

Courseware curriculum is grounded in research and aligned to state standards, the Common Core, and the NGSS. Courses combine direct-instruction videos featuring expert, on-screen teachers with rigorous assignments, performance tasks, and assessments to engage students and ensure subject-area mastery.

Courseware connects with students with a flexible offering that supports evolving instructional needs for fully online, blended, hybrid, and in-person instruction.

Use of SBE-adopted and standards-aligned instructional materials, including intervention materials, and for high school students, access to standards-aligned core courses (EPC)

Targeted Intervention to Help Students Catch Up

Edgenuity's online intervention programs, MyPath® (6–12), provide students with personalized instruction that focuses on the skills and concepts in math and ELA they still need to master so they can catch up, keep up, or get ahead. The programs tailor learning to the needs of each student with a focus on building the confidence they need to move forward.

Opportunity and Equal Educational Access

Services provided by the regular program that enable underperforming students to meet standards (ESEA)

N/A

Evidence-based educational practices to raise student achievement

N/A

Parental Engagement

Resources available from family, school, district, and community to assist under-achieving students (ESEA)

Families have access to the teacher, counselors and administrator to help support their child's goals while at Pioneer High.

Involvement of parents, community representatives, classroom teachers, other school personnel, and students in secondary schools, in the planning, implementation, and evaluation of ConApp programs (5 California Code of Regulations 3932)

N/A

Funding

Services provided by categorical funds that enable underperforming students to meet standards (ESEA)

The Edgenutiy service is provided by categorical funds.

Fiscal support (EPC)

Financial support is provided through the district through general funds.

Educational Partner Involvement

How, when, and with whom did the school consult as part of the planning process for this SPSA/Annual Review and Update?

Involvement Process for the SPSA and Annual Review and Update

At this time stakeholder involvement is on a case by case basis for a students who want to attend Pioneer High School. The stakeholders that are involved in the decision to enroll at PHS are the Site Principal, Counselor, Parent and Student. There two ways to enroll at Pioneer High School. One being that a student and parent want to voluntarily transfer because Pioneer is the best educational fit for the student. The second way is the student is deficient in credits and has no other option but to transfer to Pioneer to recovery lost credits. Both processes always involve both the student and parent to sign off on the voluntary transfer and the student who is in credit recovery can opt to stay at the comprehensive high school and risk graduating.

Resource Inequities

Briefly identify and describe any resource inequities identified as a result of the required needs assessment, as applicable.

N/A

School and Student Performance Data

Student Enrollment Enrollment By Student Group

Student Enrollment Enrollment By Grade Level

Student Enrollment by Grade Level			
Grade	Number of Students		
	20-21	21-22	22-23
Grade 10	2		2
Grade 11	4	6	6
Grade 12	18	6	18
Total Enrollment	24	12	26

Conclusions based on this data:

1. Enrollment at Pioneer High School has increased over the last three years.
2. Student enrollment has a high number of Hispanic students.
3. Students who are considered white have decreased in enrollment and our Hispanic students have increased in enrollment.

School and Student Performance Data

Student Enrollment English Learner (EL) Enrollment

English Learner (EL) Enrollment						
Student Group	Number of Students			Percent of Students		
	20-21	21-22	22-23	20-21	21-22	22-23
English Learners	6	0	9	25.00%	0.0%	34.6%
Fluent English Proficient (FEP)	10	6	12	41.70%	50.0%	46.1%
Reclassified Fluent English Proficient (RFEP)	0			0.0%		

Conclusions based on this data:

1. English Learner students and Fluent Proficient students make up slightly more the half the student population at Pioneer High School.
2. English Learner enrollment has increased and FEP student enrollment has decreased.

School and Student Performance Data

CAASPP Results English Language Arts/Literacy (All Students)

Overall Participation for All Students												
Grade Level	# of Students Enrolled			# of Students Tested			# of Students with			% of Enrolled Students		
	20-21	21-22	22-23	20-21	21-22	22-23	20-21	21-22	22-23	20-21	21-22	22-23
Grade 11	8	12		0	12		0	12		0.0	100.0	
All Grades	8	12		0	12		0	12		0.0	100.0	

The “% of Enrolled Students Tested” showing in this table is not the same as “Participation Rate” for federal accountability purposes.

Overall Achievement for All Students															
Grade Level	Mean Scale Score			% Standard			% Standard Met			% Standard Nearly			% Standard Not		
	20-21	21-22	22-23	20-21	21-22	22-23	20-21	21-22	22-23	20-21	21-22	22-23	20-21	21-22	22-23
Grade 11		2414.			0.00			8.33			8.33			83.33	
All Grades	N/A	N/A	N/A		0.00			8.33			8.33			83.33	

Reading Demonstrating understanding of literary and non-fictional texts										
Grade Level	% Above Standard			% At or Near Standard			% Below Standard			
	20-21	21-22	22-23	20-21	21-22	22-23	20-21	21-22	22-23	

Writing Producing clear and purposeful writing									
Grade Level	% Above Standard			% At or Near Standard			% Below Standard		
	20-21	21-22	22-23	20-21	21-22	22-23	20-21	21-22	22-23

Listening Demonstrating effective communication skills									
Grade Level	% Above Standard			% At or Near Standard			% Below Standard		
	20-21	21-22	22-23	20-21	21-22	22-23	20-21	21-22	22-23

Research/Inquiry Investigating, analyzing, and presenting information									
Grade Level	% Above Standard			% At or Near Standard			% Below Standard		
	20-21	21-22	22-23	20-21	21-22	22-23	20-21	21-22	22-23

Conclusions based on this data:

- Only 15 of the 22 students enrolled participated in the CAASPP ELA test.
- Of the 15 student who participated, 73% did not meet standard.
- The two lowest performance areas were research/inquiry at 66.67% and writing at 73% below standard.

School and Student Performance Data

CAASPP Results Mathematics (All Students)

Overall Participation for All Students												
Grade Level	# of Students Enrolled			# of Students Tested			# of Students with			% of Enrolled Students		
	20-21	21-22	22-23	20-21	21-22	22-23	20-21	21-22	22-23	20-21	21-22	22-23
Grade 11	8	12		0	12		0	12		0.0	100.0	
All Grades	8	12		0	12		0	12		0.0	100.0	

* The “% of Enrolled Students Tested” showing in this table is not the same as “Participation Rate” for federal accountability purposes.

Overall Achievement for All Students															
Grade Level	Mean Scale Score			% Standard			% Standard Met			% Standard Nearly			% Standard Not		
	20-21	21-22	22-23	20-21	21-22	22-23	20-21	21-22	22-23	20-21	21-22	22-23	20-21	21-22	22-23
Grade 11		2356.			0.00			0.00			0.00			100.0	
All Grades	N/A	N/A	N/A		0.00			0.00			0.00			100.0	

Concepts & Procedures Applying mathematical concepts and procedures									
Grade Level	% Above Standard			% At or Near Standard			% Below Standard		
	20-21	21-22	22-23	20-21	21-22	22-23	20-21	21-22	22-23

Problem Solving & Modeling/Data Analysis Using appropriate tools and strategies to solve real world and mathematical problems									
Grade Level	% Above Standard			% At or Near Standard			% Below Standard		
	20-21	21-22	22-23	20-21	21-22	22-23	20-21	21-22	22-23

Communicating Reasoning Demonstrating ability to support mathematical conclusions									
Grade Level	% Above Standard			% At or Near Standard			% Below Standard		
	20-21	21-22	22-23	20-21	21-22	22-23	20-21	21-22	22-23

Conclusions based on this data:

- Of the 22 students enrolled, 15 participated in the CAASPP math test.
- Of the 15 students who participated, 100% did not meet standard.
- 100% of the student did not meet standard in concepts and procedures. Problem solving dropped from 80% to 93.3% with student not meeting standards.

School and Student Performance Data

ELPAC Results

ELPAC Summative Assessment Data Number of Students and Mean Scale Scores for All Students												
Grade Level	Overall			Oral Language			Written Language			Number of Students Tested		
	20-21	21-22	22-23	20-21	21-22	22-23	20-21	21-22	22-23	20-21	21-22	22-23
12	*	*		*	*		*	*		4	*	
All Grades										5	6	

Overall Language Percentage of Students at Each Performance Level for All Students															
Grade Level	Level 4			Level 3			Level 2			Level 1			Total Number of Students		
	20-21	21-22	22-23	20-21	21-22	22-23	20-21	21-22	22-23	20-21	21-22	22-23	20-21	21-22	22-23
12	*	*		*	*		*	*		*	*		*	*	
All Grades	*	*		*	*		*	*		*	*		*	*	

Oral Language Percentage of Students at Each Performance Level for All Students															
Grade Level	Level 4			Level 3			Level 2			Level 1			Total Number of Students		
	20-21	21-22	22-23	20-21	21-22	22-23	20-21	21-22	22-23	20-21	21-22	22-23	20-21	21-22	22-23
12	*	*		*	*		*	*		*	*		*	*	
All Grades	*	*		*	*		*	*		*	*		*	*	

Written Language Percentage of Students at Each Performance Level for All Students															
Grade Level	Level 4			Level 3			Level 2			Level 1			Total Number of Students		
	20-21	21-22	22-23	20-21	21-22	22-23	20-21	21-22	22-23	20-21	21-22	22-23	20-21	21-22	22-23
12	*	*		*	*		*	*		*	*		*	*	
All Grades	*	*		*	*		*	*		*	*		*	*	

Listening Domain Percentage of Students by Domain Performance Level for All Students													
Grade Level	Well Developed			Somewhat/Moderately			Beginning			Total Number of Students			
	20-21	21-22	22-23	20-21	21-22	22-23	20-21	21-22	22-23	20-21	21-22	22-23	
12	*	*		*	*		*	*		*	*		
All Grades	*	*		*	*		*	*		*	*		

Speaking Domain Percentage of Students by Domain Performance Level for All Students												
Grade Level	Well Developed			Somewhat/Moderately			Beginning			Total Number of Students		
	20-21	21-22	22-23	20-21	21-22	22-23	20-21	21-22	22-23	20-21	21-22	22-23
12	*	*		*	*		*	*		*	*	
All Grades	*	*		*	*		*	*		*	*	

Reading Domain Percentage of Students by Domain Performance Level for All Students												
Grade Level	Well Developed			Somewhat/Moderately			Beginning			Total Number of Students		
	20-21	21-22	22-23	20-21	21-22	22-23	20-21	21-22	22-23	20-21	21-22	22-23
12	*	*		*	*		*	*		*	*	
All Grades	*	*		*	*		*	*		*	*	

Writing Domain Percentage of Students by Domain Performance Level for All Students												
Grade Level	Well Developed			Somewhat/Moderately			Beginning			Total Number of Students		
	20-21	21-22	22-23	20-21	21-22	22-23	20-21	21-22	22-23	20-21	21-22	22-23
12	*	*		*	*		*	*		*	*	
All Grades	*	*		*	*		*	*		*	*	

Conclusions based on this data:

1. No ELPAC scores due to Covid-19

School and Student Performance Data

Student Population

For the past two years, many state and federal accountability requirements were waived or adjusted due to the impact of the COVID-19 pandemic on LEAs, schools, and students. Beginning with the 2021-22 school year, the requirements to hold schools and districts accountable for student outcomes has returned with the release of the 2022 California School Dashboard (Dashboard). The Every Student Succeeds Act is requiring all states to determine schools eligible for support. Similarly, under state law, Assembly Bill (AB) 130, which was signed into law in 2021, mandates the return of the Dashboard using only current year performance data to determine LEAs for support. Therefore, to meet this state requirement, only the 2021-22 school year data will be reported on the 2022 Dashboard for state indicators. (Data for Change [or the difference from prior year] and performance colors will not be reported.)

This section provides information about the school's student population.

2021-22 Student Population			
Total Enrollment	Socioeconomically Disadvantaged	English Learners	Foster Youth
12	83.3	Students who are learning to communicate effectively in English, typically requiring instruction in both the English Language and in their academic courses.	Students whose well being is the responsibility of a court.
Total Number of Students enrolled in Pioneer High (Continuation).	Students who are eligible for free or reduced priced meals; or have parents/guardians who did not receive a high school diploma.		

2021-22 Enrollment for All Students/Student Group		
Student Group	Total	Percentage
English Learners		
Foster Youth		
Homeless		
Socioeconomically Disadvantaged	10	83.3
Students with Disabilities		

Enrollment by Race/Ethnicity		
Student Group	Total	Percentage
African American		
American Indian		
Asian		
Filipino		
Hispanic	8	66.7
Two or More Races	1	8.3
Pacific Islander		
White	3	25.0

Conclusions based on this data:

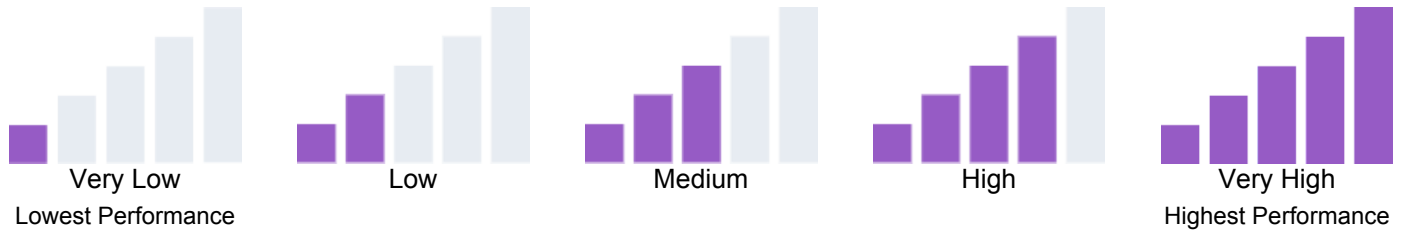
1. Pioneer High has a high population of socio-economically disadvantaged and Hispanics students.

School and Student Performance Data

Overall Performance

Due to the COVID-19 pandemic, state law allows the 2022 Dashboard to only display the most current year of data (also known as Status). For this year only, performance levels will be reported using one of five Status levels (ranging from Very High, High, Medium, Low, and Very Low) for state measures. Please note that the Status levels associated with the Chronic Absenteeism and Suspension Rate Indicators are reversed (ranging from Very Low, Low, Medium, High, and Very High). Information regarding this year's Dashboard data is available within the [Dashboard Communications Toolkit](#).

Because performance on state measures is based on current year (i.e., 2021-22) results only for the 2022 Dashboard, the color dials have been replaced with one of five Status levels (ranging from Very High, High, Medium, Low, and Very Low).



2022 Fall Dashboard Overall Performance for All Students

Academic Performance	Academic Engagement	Conditions & Climate
English Language Arts No Performance Level	Graduation Rate No Performance Level	Suspension Rate Very Low
Mathematics No Performance Level		
English Learner Progress No Performance Level		
College/Career Not Reported in 2022		

Conclusions based on this data:

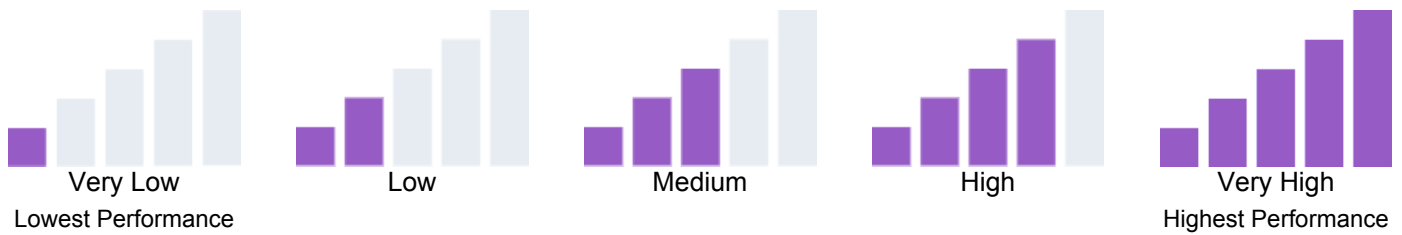
1. Suspension rate is in the Orange as 6.3% of the students have been suspended at least once.
2. Suspension rate percentage has maintained but Hispanic and socio-economically disadvantaged students population has increase slightly.

School and Student Performance Data

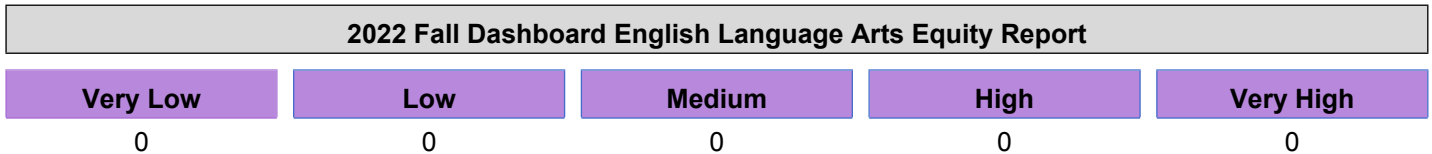
Academic Performance English Language Arts

Due to the COVID-19 pandemic, state law allows the 2022 Dashboard to only display the most current year of data (also known as Status). For this year only, performance levels will be reported using one of five Status levels (ranging from Very High, High, Medium, Low, and Very Low) for state measures. Please note that the Status levels associated with the Chronic Absenteeism and Suspension Rate Indicators are reversed (ranging from Very Low, Low, Medium, High, and Very High). Information regarding this year's Dashboard data is available within the [Dashboard Communications Toolkit](#).

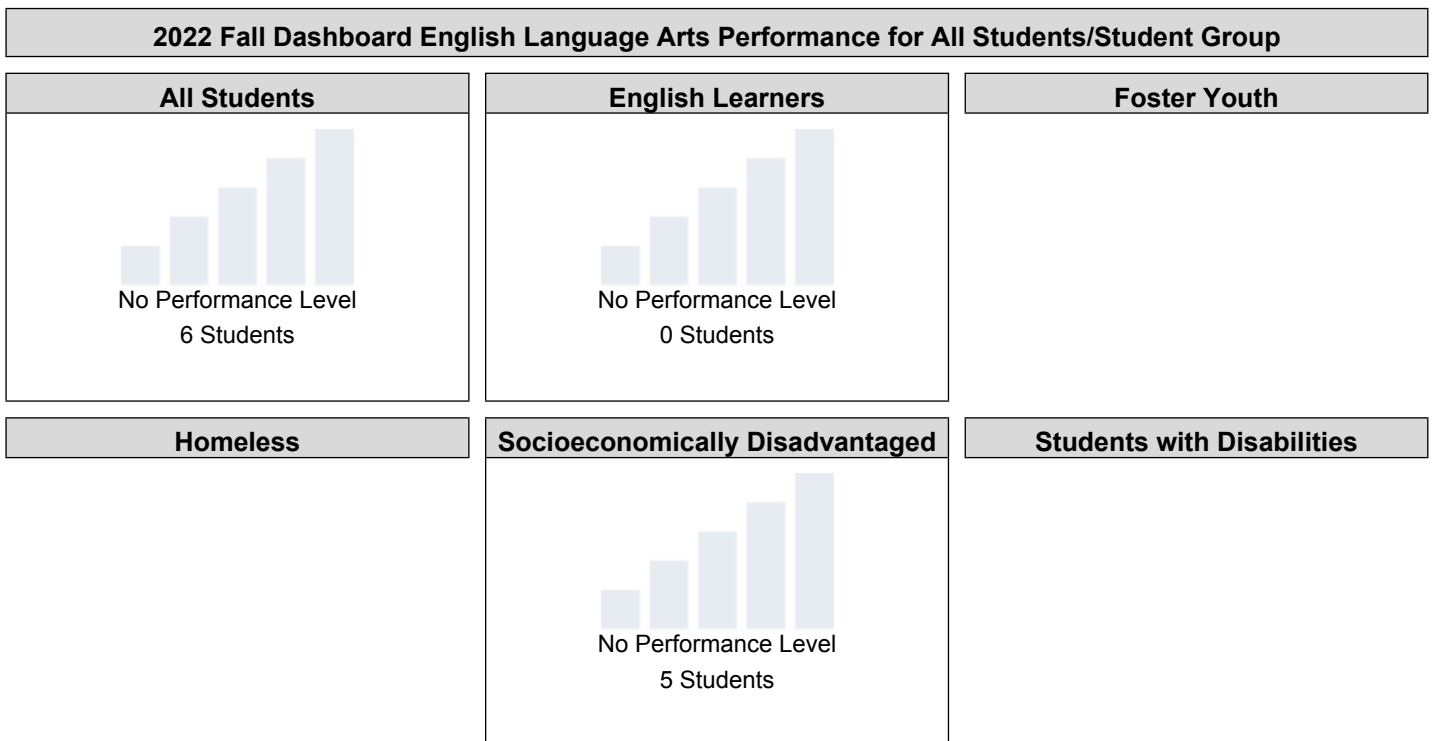
Because performance on state measures is based on current year (i.e., 2021-22) results only for the 2022 Dashboard, the color dials have been replaced with one of five Status levels (ranging from Very High, High, Medium, Low, and Very Low).




This section provides number of student groups in each level.



This section provides a view of how well students are meeting grade-level standards on the English Language Arts assessment. This measure is based on student performance on either the Smarter Balanced Summative Assessment or the California Alternate Assessment, which is taken annually by students in grades 3–8 and grade 11.



2022 Fall Dashboard English Language Arts Performance by Race/Ethnicity



This section provides additional information on distance from standard for current English learners, prior or Reclassified English learners, and English Only students in English Language Arts.

2022 Fall Dashboard English Language Arts Data Comparisons for English Learners

Current English Learner	Reclassified English Learners	English Only
0 Students		2 Students

Conclusions based on this data:

1. Not enough data to report.

School and Student Performance Data

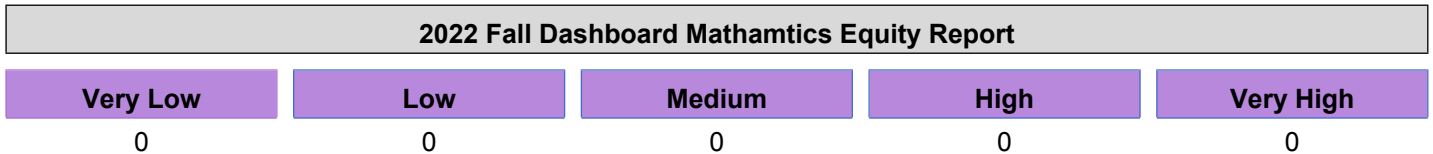
Academic Performance Mathematics

Due to the COVID-19 pandemic, state law allows the 2022 Dashboard to only display the most current year of data (also known as Status). For this year only, performance levels will be reported using one of five Status levels (ranging from Very High, High, Medium, Low, and Very Low) for state measures. Please note that the Status levels associated with the Chronic Absenteeism and Suspension Rate Indicators are reversed (ranging from Very Low, Low, Medium, High, and Very High). Information regarding this year's Dashboard data is available within the [Dashboard Communications Toolkit](#).

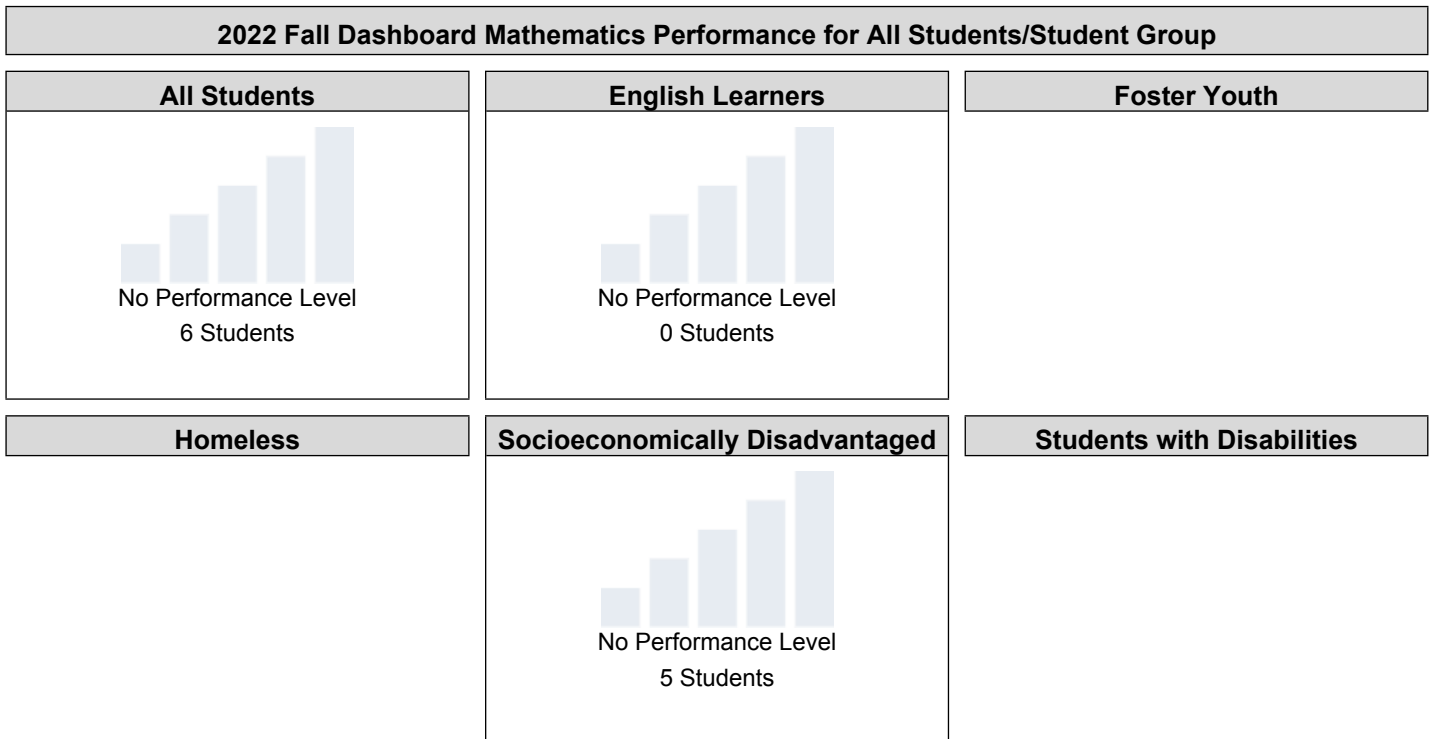
Because performance on state measures is based on current year (i.e., 2021-22) results only for the 2022 Dashboard, the color dials have been replaced with one of five Status levels (ranging from Very High, High, Medium, Low, and Very Low).




This section provides number of student groups in each level.



This section provides a view of how well students are meeting grade-level standards on the Mathematics assessment. This measure is based on student performance either on the Smarter Balanced Summative Assessment or the California Alternate Assessment, which is taken annually by students in grades 3–8 and grade 11.



2022 Fall Dashboard Mathematics Performance by Race/Ethnicity



This section provides additional information on distance from standard for current English learners, prior or Reclassified English learners, and English Only students in mathematics

2022 Fall Dashboard Mathematics Data Comparisons for English Learners

Current English Learner	Reclassified English Learners	English Only
0 Students		2 Students

Conclusions based on this data:

1. Not enough data to report.

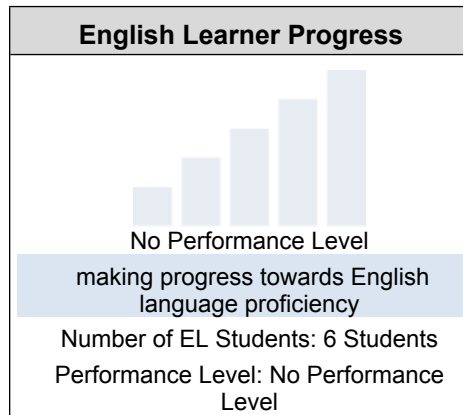
School and Student Performance Data

Academic Performance English Learner Progress

Due to the COVID-19 pandemic, state law allows the 2022 Dashboard to only display the most current year of data (also known as Status). For this year only, performance levels will be reported using one of five Status levels (ranging from Very High, High, Medium, Low, and Very Low) for state measures. Please note that the Status levels associated with the Chronic Absenteeism and Suspension Rate Indicators are reversed (ranging from Very Low, Low, Medium, High, and Very High). Information regarding this year's Dashboard data is available within the [Dashboard Communications Toolkit](#).

This section provides information on the percentage of current EL students making progress towards English language proficiency or maintaining the highest level.

2022 Fall Dashboard English Learner Progress Indicator



This section provides a view of the percentage of current EL students who progressed at least one ELPI level, maintained ELPI level 4, maintained lower ELPI levels (i.e., levels 1, 2L, 2H, 3L, or 3H), or decreased at least one ELPI Level.

2022 Fall Dashboard Student English Language Acquisition Results

Decreased One ELPI Level	Maintained ELPI Level 1, 2L, 2H, 3L, or 3H	Maintained ELPI Level 4	Progressed At Least One ELPI Level
0.0%	0.0%	0.0%	0.0%

Conclusions based on this data:

- No data to report.

School and Student Performance Data

Academic Performance College/Career Report

College/Career data provides information on whether high school students are prepared for success after graduation based on measures like graduation rate, performance on state tests, and college credit courses. College/Career data was not reported in 2022.

Conclusions based on this data:

1. No data to report in regards to students prepared after high school.

School and Student Performance Data

Academic Engagement Chronic Absenteeism

Due to the COVID-19 pandemic, state law allows the 2022 Dashboard to only display the most current year of data (also known as Status). For this year only, performance levels will be reported using one of five Status levels (ranging from Very High, High, Medium, Low, and Very Low) for state measures. Please note that the Status levels associated with the Chronic Absenteeism and Suspension Rate Indicators are reversed (ranging from Very Low, Low, Medium, High, and Very High). Information regarding this year's Dashboard data is available within the [Dashboard Communications Toolkit](#).

Because performance on state measures is based on current year (i.e., 2021-22) results only for the 2022 Dashboard, the color dials have been replaced with one of five Status levels (ranging from Very High, High, Medium, Low, and Very Low).

Very High	High	Medium	Low	Very Low
Lowest Performance				Highest Performance

This section provides number of student groups in each level.

2022 Fall Dashboard Chronic Absenteeism Equity Report				
Very High	High	Medium	Low	Very Low

This section provides information about the percentage of students in kindergarten through grade 8 who are absent 10 percent or more of the instructional days they were enrolled.

2022 Fall Dashboard Chronic Absenteeism for All Students/Student Group			
All Students	English Learners	Foster Youth	
Homeless	Socioeconomically Disadvantaged	Students with Disabilities	

2022 Fall Dashboard Chronic Absenteeism by Race/Ethnicity			
African American	American Indian	Asian	Filipino
Hispanic	Two or More Races	Pacific Islander	White

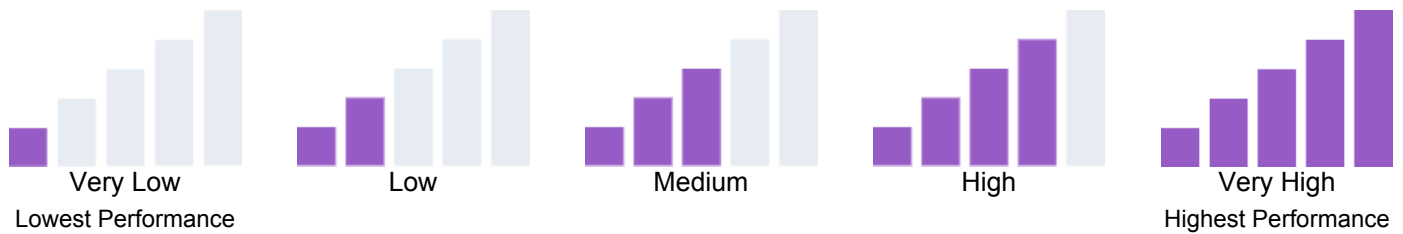
Conclusions based on this data:

- No data to report.

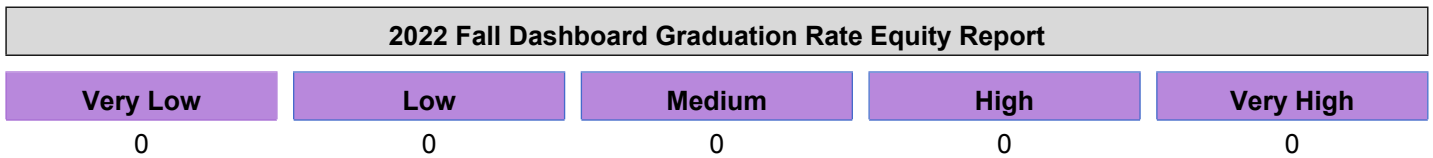
School and Student Performance Data

Academic Engagement Graduation Rate

Due to the COVID-19 pandemic, state law allows the 2022 Dashboard to only display the most current year of data (also known as Status). For this year only, performance levels will be reported using one of five Status levels (ranging from Very High, High, Medium, Low, and Very Low) for state measures. Please note that the Status levels associated with the Chronic Absenteeism and Suspension Rate Indicators are reversed (ranging from Very Low, Low, Medium, High, and Very High). Information regarding this year's Dashboard data is available within the [Dashboard Communications Toolkit](#).




This section provides number of student groups in each level.



This section provides information about students completing high school, which includes students who receive a standard high school diploma.

2022 Fall Dashboard Graduation Rate for All Students/Student Group		
All Students	English Learners	Foster Youth
 No Performance Level 72.2% graduated 18 Students	 No Performance Level Less than 11 Students 4 Students	 No Performance Level Less than 11 Students 1 Student
Homeless	Socioeconomically Disadvantaged	Students with Disabilities
 No Performance Level Less than 11 Students 1 Student	 No Performance Level 72.2% graduated 18 Students	 No Performance Level Less than 11 Students 2 Students

2022 Fall Dashboard Graduation Rate by Race/Ethnicity



Conclusions based on this data:

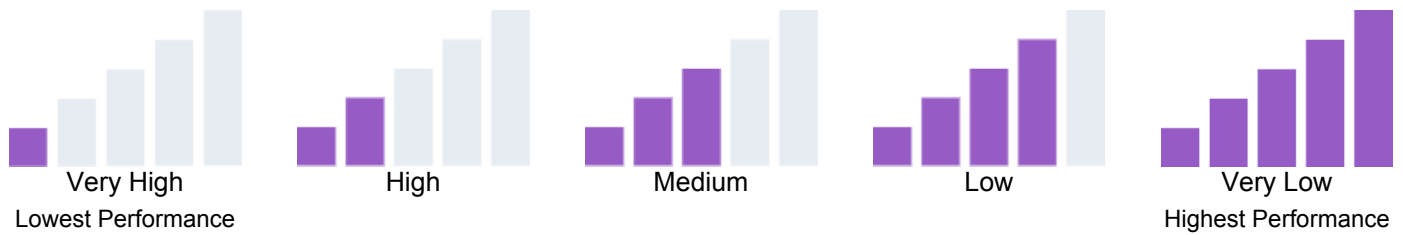
1. No data to report.

School and Student Performance Data

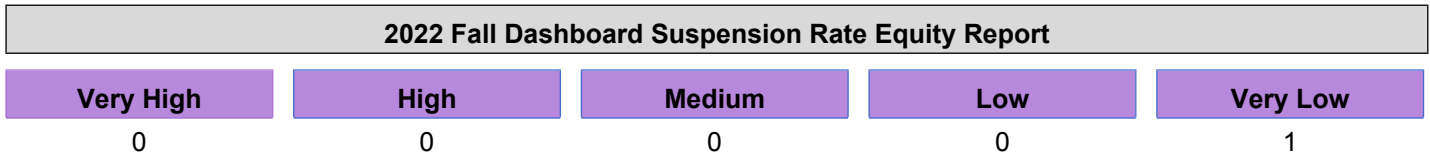
Conditions & Climate Suspension Rate

Due to the COVID-19 pandemic, state law allows the 2022 Dashboard to only display the most current year of data (also known as Status). For this year only, performance levels will be reported using one of five Status levels (ranging from Very High, High, Medium, Low, and Very Low) for state measures. Please note that the Status levels associated with the Chronic Absenteeism and Suspension Rate Indicators are reversed (ranging from Very Low, Low, Medium, High, and Very High). Information regarding this year's Dashboard data is available within the [Dashboard Communications Toolkit](#).

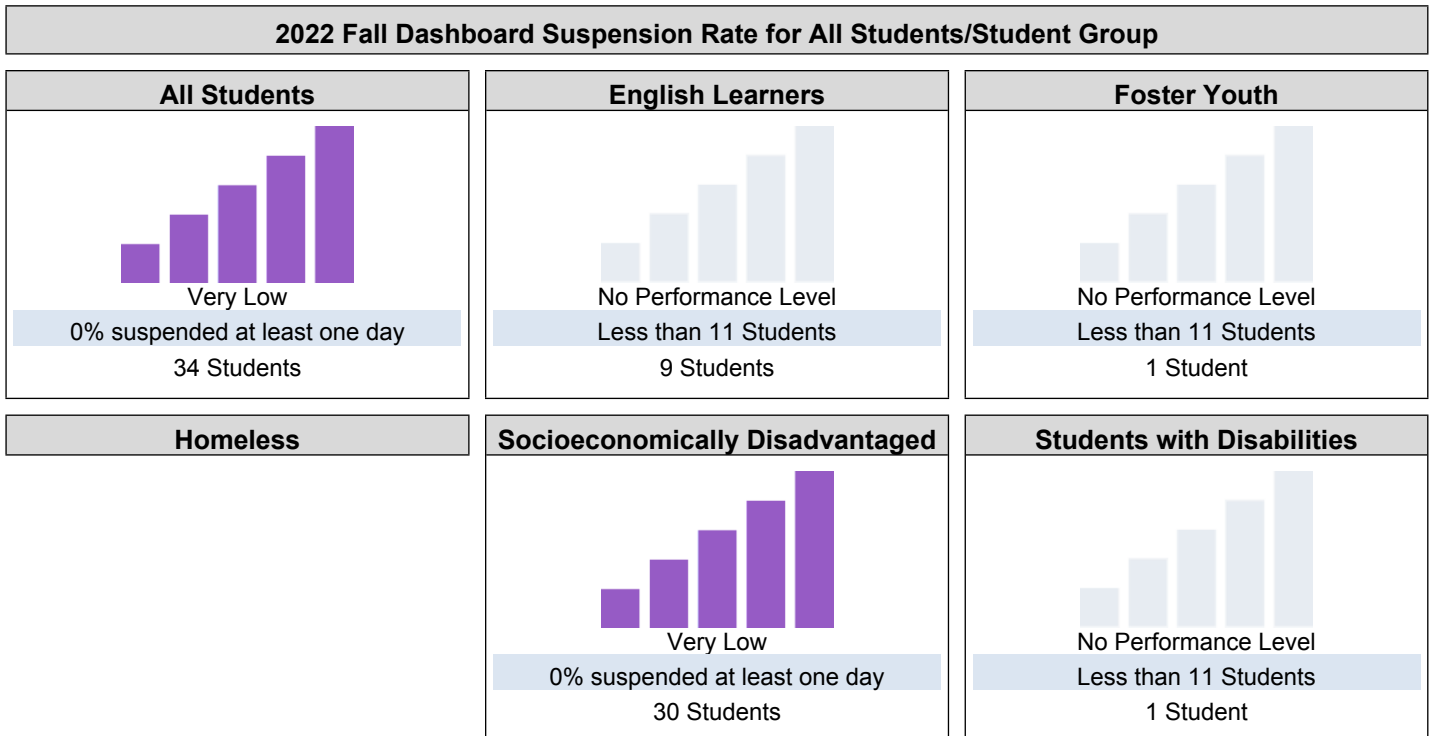
Because performance on state measures is based on current year (i.e., 2021-22) results only for the 2022 Dashboard, the color dials have been replaced with one of five Status levels (ranging from Very High, High, Medium, Low, and Very Low).




This section provides number of student groups in each level.



This section provides information about the percentage of students in kindergarten through grade 12 who have been suspended at least once in a given school year. Students who are suspended multiple times are only counted once.



2022 Fall Dashboard Suspension Rate by Race/Ethnicity



Conclusions based on this data:

1. The suspension rate at PHS is 6.3% and is in the Orange.
2. English Learners and SED students increased in suspensions.

Goals, Strategies, & Proposed Expenditures

Complete a copy of the following table for each of the school's goals. Duplicate the table as needed.

Goal Subject

Student Achievement in English Language Arts and Mathematics

LEA/LCAP Goal

Gustine Unified School District will increase student achievement and prepare students to be college and career ready by providing opportunities for access to a broad course of study, academic counseling and intervention supports, technology and research based curriculum, provided by a high quality professional staff, as evidenced by state and local data.

Goal 1

For the 2023-24 school year Pioneer High School will improve in ELA by 5% on students meeting or exceeding standard from 55% to 60% on ELA CAASPP.

Pioneer High School will improve in Math by 5% on students meeting or exceeding standard from 20.5% to 25.5% on Math CAASPP.

Develop a plan for goal setting to track progress throughout the course.

Identified Need

All student performance on the CAASPP will improve yearly as Pioneer High students work on their courses for graduation as well as performing above mastery in their course work.

Annual Measurable Outcomes

Metric/Indicator	Baseline/Actual Outcome	Expected Outcome
CAASPP ELA	ELA percent proficient 54%	59% proficient
CAASPP Math	Math percent proficient 20.5%	25.5% proficient
Increase the number of CTE and College and Career courses taken with the school year.	Students enrolled in 1 course per year	Students enrolled in 2 courses per year
Goal setting during online learning	Master 2 of 4 end of the unit assessment with 70% mastery in the first attempt	Master 3 of 4 end of the unit assessment with 70% mastery in the first attempt

Complete a copy of the Strategy/Activity table for each of the school's strategies/activities. Duplicate the table, including Proposed Expenditures, as needed.

Strategy/Activity 1

Students to be Served by this Strategy/Activity

(Identify either All Students or one or more specific student groups)

All students

Strategy/Activity

Targeted intervention and support for ELA and Math and all courses taken using the Edgenuity online learning program and program supports.

Teacher

College and Career Readiness - High school counselors will host a College & Career Fair which Pioneer High students are able to attend. Pioneer students will be invited to college and career presentations. The school counselors are available to assist students in the financial aid process for college.

Effective support in Edgenuity - The Pioneer teacher will continue to support all students who are taking courses on the Edgenuity online learning program. Along with A-g courses offered, students can enroll in CTE and College and Career Readiness courses.

Goals will need to change after students have begun working toward meeting them, so it's best for students, counselors and the teacher to monitor progress and make adjustments.

Proposed Expenditures for this Strategy/Activity

List the amount(s) and funding source(s) for the proposed expenditures. Specify the funding source(s) using one or more of the following: LCFF, Federal (if Federal identify the Title and Part, as applicable), Other State, and/or Local.

Amount(s)	Source(s)
15,490.00	LCFF 4000-4999: Books And Supplies
2,720.00	Lottery: Instructional Materials 4000-4999: Books And Supplies
9,695.00	Title I 4000-4999: Books And Supplies
1,385.00	Other 4000-4999: Books And Supplies

Annual Review

SPSA Year Reviewed: 2022-23

Respond to the following prompts relative to this goal. If the school is in the first year of implementing the goal, an analysis is not required and this section may be deleted.

ANALYSIS

Describe the overall implementation of the strategies/activities and the overall effectiveness of the strategies/activities to achieve the articulated goal.

The overall collaboration between the district secondary site is to enhance its supports to students who are enrolled in the online program so they are successful throughout the school year and during state testing.

Briefly describe any major differences between the intended implementation and/or the budgeted expenditures to implement the strategies/activities to meet the articulated goal.

No changes at this time.

Describe any changes that will be made to this goal, the annual outcomes, metrics, or strategies/activities to achieve this goal as a result of this analysis. Identify where those changes can be found in the SPSA.

None at this time.

Goals, Strategies, & Proposed Expenditures

Complete a copy of the following table for each of the school's goals. Duplicate the table as needed.

Goal Subject

Safe and healthy learning environment

LEA/LCAP Goal

GUSD will provide an inclusive and supportive learning environment by providing clean and safe facilities, student support services for social emotional learning and mental health, as well as extra and co-curricular activities as measured by state and local data.

Goal 2

Pioneer High will ensure a safe learning environment for all students and staff and to ensure the school is prepared to effectively respond to emergencies.

Identified Need

Upgrade communication systems between secondary sites and upgrade safety procedures

Annual Measurable Outcomes

Metric/Indicator	Baseline/Actual Outcome	Expected Outcome
Increase Fit Report outcomes	85%	90%
Parent and student feedback survey forms	20% of parents respond	25% of parents respond
Attendance rate	60% positive attendance	70% positive attendance

Complete a copy of the Strategy/Activity table for each of the school's strategies/activities. Duplicate the table, including Proposed Expenditures, as needed.

Strategy/Activity 1

Students to be Served by this Strategy/Activity

(Identify either All Students or one or more specific student groups)

Strategy/Activity

Implement PBIS program and safety initiatives for students

Conduct safety drills on campus.

Principal

Teacher

Increase follow up for students with poor attendance

Principal

Teacher

Continue to supervise students on distance learning
Principal
Teacher

Utilize counselors and behavioral supports for students
Principi
Teacher
Counselors

MTSS - Administration and teacher will produce an attendance incentive at the end of grading periods to reward students who have shown improvement in attendance and have adhered to consistent attendance for academic success

Proposed Expenditures for this Strategy/Activity

List the amount(s) and funding source(s) for the proposed expenditures. Specify the funding source(s) using one or more of the following: LCFF, Federal (if Federal identify the Title and Part, as applicable), Other State, and/or Local.

Amount(s)

5,000.00

Source(s)

LCFF
4000-4999: Books And Supplies

Annual Review

SPSA Year Reviewed: 2022-23

Respond to the following prompts relative to this goal. If the school is in the first year of implementing the goal, an analysis is not required and this section may be deleted.

ANALYSIS

Describe the overall implementation of the strategies/activities and the overall effectiveness of the strategies/activities to achieve the articulated goal.

Pioneer would like to implement parent events into its calendar to engage families.

Briefly describe any major differences between the intended implementation and/or the budgeted expenditures to implement the strategies/activities to meet the articulated goal.

No major differences.

Describe any changes that will be made to this goal, the annual outcomes, metrics, or strategies/activities to achieve this goal as a result of this analysis. Identify where those changes can be found in the SPSA.

We will continue to provide schoolwide information to families so students feel supported.

Goals, Strategies, & Proposed Expenditures

Complete a copy of the following table for each of the school's goals. Duplicate the table as needed.

Goal Subject

Parent engagement

LEA/LCAP Goal

GUSD will create partnerships with parents, families and the community to provide meaningful opportunities that will build the capacity of all in order to inform and enhance student achievement as well as celebrate student learning.

Goal 3

Pioneer High administration and teacher will work with parents and community members to create a positive culture and climate.

Identified Need

Increase the communications between home and school.

Annual Measurable Outcomes

Metric/Indicator	Baseline/Actual Outcome	Expected Outcome
Parent engagement and communication via Parent Square, phone or email	90% of parents will receive communications from school about events and general messages.	95% of parents will receive communications from school about events and general messages.
Parent/Teacher conferences	academic and college and career conference set up 3 times per year	academic and college and career conference set up 3 times per year

Complete a copy of the Strategy/Activity table for each of the school's strategies/activities. Duplicate the table, including Proposed Expenditures, as needed.

Strategy/Activity 1

Students to be Served by this Strategy/Activity

(Identify either All Students or one or more specific student groups)

Strategy/Activity

Enhance PBIS on campus

Principal

Teacher

Home to school communications for all supports on campus.

Principal

Teacher

Proposed Expenditures for this Strategy/Activity

List the amount(s) and funding source(s) for the proposed expenditures. Specify the funding source(s) using one or more of the following: LCFF, Federal (if Federal identify the Title and Part, as applicable), Other State, and/or Local.

Amount(s)

2,000.00

Source(s)

Title I
4000-4999: Books And Supplies

Annual Review

SPSA Year Reviewed: 2022-23

Respond to the following prompts relative to this goal. If the school is in the first year of implementing the goal, an analysis is not required and this section may be deleted.

ANALYSIS

Describe the overall implementation of the strategies/activities and the overall effectiveness of the strategies/activities to achieve the articulated goal.

We plan to implement monthly or bimonthly parent communications to families in regards to student performance.

Briefly describe any major differences between the intended implementation and/or the budgeted expenditures to implement the strategies/activities to meet the articulated goal.

No major differences.

Describe any changes that will be made to this goal, the annual outcomes, metrics, or strategies/activities to achieve this goal as a result of this analysis. Identify where those changes can be found in the SPSA.

Continue to reach out to parent and community to be involved at Pioneer High school.

Goals, Strategies, & Proposed Expenditures

Complete a copy of the following table for each of the school's goals. Duplicate the table as needed.

Goal Subject

LEA/LCAP Goal

Goal 4

Identified Need

Annual Measurable Outcomes

Metric/Indicator	Baseline/Actual Outcome	Expected Outcome
------------------	-------------------------	------------------

Complete a copy of the Strategy/Activity table for each of the school's strategies/activities. Duplicate the table, including Proposed Expenditures, as needed.

Strategy/Activity 1

Students to be Served by this Strategy/Activity

(Identify either All Students or one or more specific student groups)

Strategy/Activity

Proposed Expenditures for this Strategy/Activity

List the amount(s) and funding source(s) for the proposed expenditures. Specify the funding source(s) using one or more of the following: LCFF, Federal (if Federal identify the Title and Part, as applicable), Other State, and/or Local.

Goals, Strategies, & Proposed Expenditures

Complete a copy of the following table for each of the school's goals. Duplicate the table as needed.

Goal Subject

LEA/LCAP Goal

Goal 5

Identified Need

Annual Measurable Outcomes

Metric/Indicator	Baseline/Actual Outcome	Expected Outcome
------------------	-------------------------	------------------

Complete a copy of the Strategy/Activity table for each of the school's strategies/activities. Duplicate the table, including Proposed Expenditures, as needed.

Strategy/Activity 1

Students to be Served by this Strategy/Activity

(Identify either All Students or one or more specific student groups)

Strategy/Activity

Proposed Expenditures for this Strategy/Activity

List the amount(s) and funding source(s) for the proposed expenditures. Specify the funding source(s) using one or more of the following: LCFF, Federal (if Federal identify the Title and Part, as applicable), Other State, and/or Local.

Budget Summary

Complete the table below. Schools may include additional information. Adjust the table as needed. The Budget Summary is required for schools funded through the ConApp, and/or that receive funds from the LEA for Comprehensive Support and Improvement (CSI).

Budget Summary

Description	Amount
Total Funds Provided to the School Through the Consolidated Application	\$
Total Federal Funds Provided to the School from the LEA for CSI	\$
Total Funds Budgeted for Strategies to Meet the Goals in the SPSA	\$36,290.00

Other Federal, State, and Local Funds

List the additional Federal programs that the school is including in the schoolwide program. Adjust the table as needed. If the school is not operating a Title I schoolwide program this section is not applicable and may be deleted.

Federal Programs	Allocation (\$)
Title I	\$11,695.00

Subtotal of additional federal funds included for this school: \$11,695.00

List the State and local programs that the school is including in the schoolwide program. Duplicate the table as needed.

State or Local Programs	Allocation (\$)
LCFF	\$20,490.00
Lottery: Instructional Materials	\$2,720.00
Other	\$1,385.00

Subtotal of state or local funds included for this school: \$24,595.00

Total of federal, state, and/or local funds for this school: \$36,290.00

Budgeted Funds and Expenditures in this Plan

The tables below are provided to help the school track expenditures as they relate to funds budgeted to the school.

Funds Budgeted to the School by Funding Source

Funding Source	Amount	Balance
----------------	--------	---------

Expenditures by Funding Source

Funding Source	Amount
LCFF	20,490.00
Lottery: Instructional Materials	2,720.00
Other	1,385.00
Title I	11,695.00

Expenditures by Budget Reference

Budget Reference	Amount
4000-4999: Books And Supplies	36,290.00

Expenditures by Budget Reference and Funding Source

Budget Reference	Funding Source	Amount
4000-4999: Books And Supplies	LCFF	20,490.00
4000-4999: Books And Supplies	Lottery: Instructional Materials	2,720.00
4000-4999: Books And Supplies	Other	1,385.00
4000-4999: Books And Supplies	Title I	11,695.00

Expenditures by Goal

Goal Number	Total Expenditures
Goal 1	29,290.00
Goal 2	5,000.00

Goal 3

2,000.00

School Site Council Membership

California Education Code describes the required composition of the School Site Council (SSC). The SSC shall be composed of the principal and representatives of: teachers selected by teachers at the school; other school personnel selected by other school personnel at the school; parents of pupils attending the school selected by such parents; and, in secondary schools, pupils selected by pupils attending the school. The current make-up of the SSC is as follows:

- 1 School Principal
- 6 Classroom Teachers
- 3 Other School Staff
- 5 Parent or Community Members
- 5 Secondary Students

Name of Members	Role
Adam Cano	Principal
Barbara Azevedo	Other School Staff
Andrea Verdin	Other School Staff
Yaneli Ledezma	Classroom Teacher
Jennifer Okamoto	Classroom Teacher
Alan Ward	Classroom Teacher
Nely Lomeli	Parent or Community Member
Natalie Wojinski	Classroom Teacher
Antonia Sierra	Parent or Community Member
Maria and Gerzayr Alapizco	Parent or Community Member
Lettie Borrelli	Other School Staff
Garret Gomes	Secondary Student
Kaitlin Does	Secondary Student
Alejandro Maldonado Limon	Secondary Student
Alma Medina Tovar	Secondary Student
Isabel Martinez	Secondary Student

At elementary schools, the school site council must be constituted to ensure parity between (a) the principal, classroom teachers, and other school personnel, and (b) parents of students attending the school or other community members. Classroom teachers must comprise a majority of persons represented under section (a). At secondary schools there must be, in addition, equal numbers of parents or other community members selected by parents, and students. Members must be selected by their peer group.

Recommendations and Assurances

The School Site Council (SSC) recommends this school plan and proposed expenditures to the district governing board for approval and assures the board of the following:

The SSC is correctly constituted and was formed in accordance with district governing board policy and state law.

The SSC reviewed its responsibilities under state law and district governing board policies, including those board policies relating to material changes in the School Plan for Student Achievement (SPSA) requiring board approval.

The SSC sought and considered all recommendations from the following groups or committees before adopting this plan:

Signature

Committee or Advisory Group Name

The SSC reviewed the content requirements for school plans of programs included in this SPSA and believes all such content requirements have been met, including those found in district governing board policies and in the local educational agency plan.

This SPSA is based on a thorough analysis of student academic performance. The actions proposed herein form a sound, comprehensive, coordinated plan to reach stated school goals to improve student academic performance.

This SPSA was adopted by the SSC at a public meeting on May 15, 2023.

Attested:



Principal, Barbara Azevedo on May 15, 2023



SSC Chairperson, Jennifer Okamoto on May 15, 2023

Instructions

The School Plan for Student Achievement (SPSA) is a strategic plan that maximizes the resources available to the school while minimizing duplication of effort with the ultimate goal of increasing student achievement. SPSA development should be aligned with and inform the Local Control and Accountability Plan process.

The SPSA consolidates all school-level planning efforts into one plan for programs funded through the consolidated application (ConApp), and for federal school improvement programs, including schoolwide programs, Comprehensive Support and Improvement (CSI), Targeted Support and Improvement (TSI), and Additional Targeted Support and Improvement (ATSI), pursuant to California Education Code (EC) Section 64001 and the Elementary and Secondary Education Act as amended by the Every Student Succeeds Act (ESSA). This template is designed to meet schoolwide program planning requirements. It also notes how to meet CSI, TSI, or ATSI requirements, as applicable.

California's ESSA State Plan supports the state's approach to improving student group performance through the utilization of federal resources. Schools use the SPSA to document their approach to maximizing the impact of federal investments in support of underserved students. The implementation of ESSA in California presents an opportunity for schools to innovate with their federally-funded programs and align them with the priority goals of the school and the LEA that are being realized under the state's Local Control Funding Formula (LCFF).

The LCFF provides schools and LEAs flexibility to design programs and provide services that meet the needs of students in order to achieve readiness for college, career, and lifelong learning. The SPSA planning process supports continuous cycles of action, reflection, and improvement. Consistent with EC 65001, the Schoolsite Council (SSC) is required to develop and annually review the SPSA, establish an annual budget, and make modifications to the plan that reflect changing needs and priorities, as applicable.

For questions related to specific sections of the template, please see instructions below:

Instructions: Linked Table of Contents

The SPSA template meets the requirements of schoolwide planning (SWP). Each section also contains a notation of how to meet CSI, TSI, or ATSI requirements.

[Educational Partner Involvement](#)

[Goals, Strategies, & Proposed Expenditures](#)

[Planned Strategies/Activities](#)

[Annual Review and Update](#)

[Budget Summary](#)

[Appendix A: Plan Requirements for Title I Schoolwide Programs](#)

[Appendix B: Plan Requirements for Schools to Meet Federal School Improvement Planning Requirements](#)

[Appendix C: Select State and Federal Programs](#)

For additional questions or technical assistance related to LEA and school planning, please contact the Local Agency Systems Support Office, at LCFF@cde.ca.gov.

For programmatic or policy questions regarding Title I schoolwide planning, please contact the local educational agency, or the CDE's Title I Policy and Program Guidance Office at TITLEI@cde.ca.gov.

For questions or technical assistance related to meeting federal school improvement planning requirements (for CSI, TSI, and ATSI), please contact the CDE's School Improvement and Support Office at SISO@cde.ca.gov.

Purpose and Description

Schools identified for Comprehensive Support and Improvement (CSI), Targeted Support and Improvement (TSI), or Additional Targeted Support and Improvement (ATSI) must respond to the following prompts. A school that has not been identified for CSI, TSI, or ATSI may delete the Purpose and Description prompts.

Purpose

Briefly describe the purpose of this plan by selecting from Schoolwide Program, Comprehensive Support and Improvement, Targeted Support and Improvement, or Additional Targeted Support and Improvement)

Description

Briefly describe the school's plan for effectively meeting ESSA requirements in alignment with the Local Control and Accountability Plan and other federal, state, and local programs.

Educational Partner Involvement

Meaningful involvement of parents, students, and other stakeholders is critical to the development of the SPSA and the budget process. Schools must share the SPSA with school site-level advisory groups, as applicable (e.g., English Learner Advisory committee, student advisory groups, tribes and tribal organizations present in the community, as appropriate, etc.) and seek input from these advisory groups in the development of the SPSA.

The Stakeholder Engagement process is an ongoing, annual process. Describe the process used to involve advisory committees, parents, students, school faculty and staff, and the community in the development of the SPSA and the annual review and update.

[This section meets the requirements for TSI and ATSI.]

[When completing this section for CSI, the LEA shall partner with the school in the development and implementation of this plan.]

Resource Inequities

Schools eligible for CSI or ATSI must identify resource inequities, which may include a review of LEA- and school-level budgeting as a part of the required needs assessment. Identified resource inequities must be addressed through implementation of the CSI or ATSI plan. Briefly identify and describe any resource inequities identified as a result of the required needs assessment and summarize how the identified resource inequities are addressed in the SPSA.

[This section meets the requirements for CSI and ATSI. If the school is not identified for CSI or ATSI this section is not applicable and may be deleted.]

Goals, Strategies, Expenditures, & Annual Review

In this section a school provides a description of the annual goals to be achieved by the school. This section also includes descriptions of the specific planned strategies/activities a school will take to meet the identified goals, and a description of the expenditures required to implement the specific strategies and activities.

Goal

State the goal. A goal is a broad statement that describes the desired result to which all strategies/activities are directed. A goal answers the question: What is the school seeking to achieve?

It can be helpful to use a framework for writing goals such as the S.M.A.R.T. approach. A S.M.A.R.T. goal is one that is **S**pecific, **M**easurable, **A**chievable, **R**ealistic, and **T**ime-bound. A level of specificity is needed in order to measure performance relative to the goal as well as to assess whether it is reasonably achievable. Including time constraints, such as milestone dates, ensures a realistic approach that supports student success.

A school may number the goals using the “Goal #” for ease of reference.

[When completing this section for CSI, TSI, and ATSI, improvement goals shall align to the goals, actions, and services in the LEA LCAP.]

Identified Need

Describe the basis for establishing the goal. The goal should be based upon an analysis of verifiable state data, including local and state indicator data from the California School Dashboard (Dashboard) and data from the School Accountability Report Card, including local data voluntarily collected by districts to measure pupil achievement.

[Completing this section fully addresses all relevant federal planning requirements]

Annual Measurable Outcomes

Identify the metric(s) and/or state indicator(s) that the school will use as a means of evaluating progress toward accomplishing the goal. A school may identify metrics for specific student groups. Include in the baseline column the most recent data associated with the metric or indicator available at the time of adoption of the SPSA. The most recent data associated with a metric or indicator includes data reported in the annual update of the SPSA. In the subsequent Expected Outcome column, identify the progress the school intends to make in the coming year.

[When completing this section for CSI the school must include school-level metrics related to the metrics that led to the school’s identification.]

[When completing this section for TSI/ATSI the school must include metrics related to the specific student group(s) that led to the school’s identification.]

Strategies/Activities

Describe the strategies and activities being provided to meet the described goal. A school may number the strategy/activity using the “Strategy/Activity #” for ease of reference.

Planned strategies/activities address the findings of the needs assessment consistent with state priorities and resource inequities, which may have been identified through a review of the local educational agency’s budgeting, its local control and accountability plan, and school-level budgeting, if applicable.

[When completing this section for CSI, TSI, and ATSI, this plan shall include evidence-based interventions and align to the goals, actions, and services in the LEA LCAP.]

[When completing this section for CSI and ATSI, this plan shall address through implementation, identified resource inequities, which may have been identified through a review of LEA- and school-level budgeting.]

Students to be Served by this Strategy/Activity

Indicate in this box which students will benefit from the strategies/activities by indicating “All Students” or listing one or more specific student group(s) to be served.

[This section meets the requirements for CSI.]

[When completing this section for TSI and ATSI, at a minimum, the student groups to be served shall include the student groups that are consistently underperforming, for which the school received the TSI or ATSI designation. For TSI, a school may focus on all students or the student group(s) that led to identification based on the evidence-based interventions selected.]

Proposed Expenditures for this Strategy/Activity

For each strategy/activity, list the amount(s) and funding source(s) for the proposed expenditures for the school year to implement these strategies/activities. Specify the funding source(s) using one or more of the following: LCFF, Federal (if Federal, identify the Title and Part, as applicable), Other State, and/or Local.

Proposed expenditures that are included more than once in a SPSA should be indicated as a duplicated expenditure and include a reference to the goal and strategy/activity where the expenditure first appears in the SPSA. Pursuant to Education Code, Section 64001(g)(3)(C), proposed expenditures, based on the projected resource allocation from the governing board or governing body of the LEA, to address the findings of the needs assessment consistent with the state priorities including identifying resource inequities which may include a review of the LEA’s budgeting, its LCAP, and school-level budgeting, if applicable.

[This section meets the requirements for CSI, TSI, and ATSI.]

[NOTE: Federal funds for CSI shall not be used in schools identified for TSI or ATSI. In addition, funds for CSI shall not be used to hire additional permanent staff.]

Annual Review

In the following Analysis prompts, identify any material differences between what was planned and what actually occurred as well as significant changes in strategies/activities and/ or expenditures from the prior year. This annual review and analysis should be the basis for decision-making and updates to the plan.

Analysis

Using actual outcome data, including state indicator data from the Dashboard, analyze whether the planned strategies/activities were effective in achieving the goal. Respond to the prompts as instructed. Respond to the following prompts relative to this goal. If the school is in the first year of implementing the goal the Annual Review section is not required and this section may be deleted.

- Describe the overall implementation of the strategies/activities and the overall effectiveness of the strategies/activities to achieve the articulated goal.
- Briefly describe any major differences between either/or the intended implementation or the budgeted expenditures to implement the strategies/activities to meet the articulated goal.
- Describe any changes that will be made to the goal, expected annual measurable outcomes, metrics/indicators, or strategies/activities to achieve this goal as a result of this analysis and analysis of the data provided in the Dashboard, as applicable. Identify where those changes can be found in the SPSA.

[When completing this section for CSI, TSI, or ATSI, any changes made to the goals, annual measurable outcomes, metrics/indicators, or strategies/activities, shall meet the CSI, TSI, or ATSI planning requirements. CSI, TSI, and ATSI planning requirements are listed under each section of the Instructions. For example, as a result of the Annual Review and Update, if changes are made to a goal(s), see the Goal section for CSI, TSI, and ATSI planning requirements.]

Budget Summary

In this section a school provides a brief summary of the funding allocated to the school through the ConApp and/or other funding sources as well as the total amount of funds for proposed expenditures described in the SPSA. The Budget Summary is required for schools funded through the ConApp and that receive federal funds for CSI. If the school is not operating a Title I schoolwide program this section is not applicable and may be deleted.

From its total allocation for CSI, the LEA may distribute funds across its schools that meet the criteria for CSI to support implementation of this plan. In addition, the LEA may retain a portion of its total allocation to support LEA-level expenditures that are directly related to serving schools eligible for CSI.

Budget Summary

A school receiving funds allocated through the ConApp should complete the Budget Summary as follows:

- Total Funds Provided to the School Through the Consolidated Application: This amount is the total amount of funding provided to the school through the ConApp for the school year. The school year means the fiscal year for which a SPSA is adopted or updated.
- Total Funds Budgeted for Strategies to Meet the Goals in the SPSA: This amount is the total of the proposed expenditures from all sources of funds associated with the strategies/activities reflected in the SPSA. To the extent strategies/activities and/or proposed expenditures are listed in the SPSA under more than one goal, the expenditures should be counted only once.

A school receiving federal funds for CSI should complete the Budget Summary as follows:

- Total Federal Funds Provided to the School from the LEA for CSI: This amount is the total amount of funding provided to the school from the LEA.

[NOTE: Federal funds for CSI shall not be used in schools eligible for TSI or ATSI. In addition, funds for CSI shall not be used to hire additional permanent staff.]

Appendix A: Plan Requirements

Schoolwide Program Requirements

This School Plan for Student Achievement (SPSA) template meets the requirements of a schoolwide program plan. The requirements below are for planning reference.

A school that operates a schoolwide program and receives funds allocated through the ConApp is required to develop a SPSA. The SPSA, including proposed expenditures of funds allocated to the school through the ConApp, must be reviewed annually and updated by the SSC. The content of a SPSA must be aligned with school goals for improving student achievement.

Requirements for Development of the Plan

- I. The development of the SPSA shall include both of the following actions:
 - A. Administration of a comprehensive needs assessment that forms the basis of the school's goals contained in the SPSA.
 1. The comprehensive needs assessment of the entire school shall:
 - a. Include an analysis of verifiable state data, consistent with all state priorities as noted in Sections 52060 and 52066, and informed by all indicators described in Section 1111(c)(4)(B) of the federal Every Student Succeeds Act, including pupil performance against state-determined long-term goals. The school may include data voluntarily developed by districts to measure pupil outcomes (described in the Identified Need); and
 - b. Be based on academic achievement information about all students in the school, including all groups under §200.13(b)(7) and migratory children as defined in section 1309(2) of the ESEA, relative to the State's academic standards under §200.1 to—
 - i. Help the school understand the subjects and skills for which teaching and learning need to be improved; and
 - ii. Identify the specific academic needs of students and groups of students who are not yet achieving the State's academic standards; and
 - iii. Assess the needs of the school relative to each of the components of the schoolwide program under §200.28.
 - iv. Develop the comprehensive needs assessment with the participation of individuals who will carry out the schoolwide program plan.
 - v. Document how it conducted the needs assessment, the results it obtained, and the conclusions it drew from those results.
 - B. Identification of the process for evaluating and monitoring the implementation of the SPSA and progress towards accomplishing the goals set forth in the SPSA (described in the Expected Annual Measurable Outcomes and Annual Review and Update).

Requirements for the Plan

- II. The SPSA shall include the following:
 - A. Goals set to improve pupil outcomes, including addressing the needs of student groups as identified through the needs assessment.

- B. Evidence-based strategies, actions, or services (described in Strategies and Activities)
1. A description of the strategies that the school will be implementing to address school needs, including a description of how such strategies will--
 - a. provide opportunities for all children including each of the subgroups of students to meet the challenging state academic standards
 - b. use methods and instructional strategies that:
 - i. strengthen the academic program in the school,
 - ii. increase the amount and quality of learning time, and
 - iii. provide an enriched and accelerated curriculum, which may include programs, activities, and courses necessary to provide a well-rounded education.
 - c. Address the needs of all children in the school, but particularly the needs of those at risk of not meeting the challenging State academic standards, so that all students demonstrate at least proficiency on the State's academic standards through activities which may include:
 - i. strategies to improve students' skills outside the academic subject areas;
 - ii. preparation for and awareness of opportunities for postsecondary education and the workforce;
 - iii. implementation of a schoolwide tiered model to prevent and address problem behavior;
 - iv. professional development and other activities for teachers, paraprofessionals, and other school personnel to improve instruction and use of data; and
 - v. strategies for assisting preschool children in the transition from early childhood education programs to local elementary school programs.
- C. Proposed expenditures, based on the projected resource allocation from the governing board or body of the local educational agency (may include funds allocated via the ConApp, federal funds for CSI, any other state or local funds allocated to the school), to address the findings of the needs assessment consistent with the state priorities, including identifying resource inequities, which may include a review of the LEAs budgeting, it's LCAP, and school-level budgeting, if applicable (described in Proposed Expenditures and Budget Summary). Employees of the schoolwide program may be deemed funded by a single cost objective.
- D. A description of how the school will determine if school needs have been met (described in the Expected Annual Measurable Outcomes and the Annual Review and Update).
1. Annually evaluate the implementation of, and results achieved by, the schoolwide program, using data from the State's annual assessments and other indicators of academic achievement;
 2. Determine whether the schoolwide program has been effective in increasing the achievement of students in meeting the State's academic standards, particularly for those students who had been furthest from achieving the standards; and
 3. Revise the plan, as necessary, based on the results of the evaluation, to ensure continuous improvement of students in the schoolwide program.

- E. A description of how the school will ensure parental involvement in the planning, review, and improvement of the schoolwide program plan (described in Educational Partner Involvement and/or Strategies/Activities).
- F. A description of the activities the school will include to ensure that students who experience difficulty attaining proficient or advanced levels of academic achievement standards will be provided with effective, timely additional support, including measures to
 - 1. Ensure that those students' difficulties are identified on a timely basis; and
 - 2. Provide sufficient information on which to base effective assistance to those students.
- G. For an elementary school, a description of how the school will assist preschool students in the successful transition from early childhood programs to the school.
- H. A description of how the school will use resources to carry out these components (described in the Proposed Expenditures for Strategies/Activities).
- I. A description of any other activities and objectives as established by the SSC (described in the Strategies/Activities).

Authority Cited: S Title 34 of the Code of Federal Regulations (34 CFR), sections 200.25-26, and 200.29, and sections-1114(b)(7)(A)(i)-(iii) and 1118(b) of the ESEA. EC sections 6400 et. seq.

Appendix B:

Plan Requirements for School to Meet Federal School Improvement Planning Requirements

For questions or technical assistance related to meeting Federal School Improvement Planning Requirements, please contact the CDE's School Improvement and Support Office at SISO@cde.ca.gov.

Comprehensive Support and Improvement

The LEA shall partner with stakeholders (including principals and other school leaders, teachers, and parents) to locally develop and implement the CSI plan for the school to improve student outcomes, and specifically address the metrics that led to eligibility for CSI (Educational Partner Involvement).

The CSI plan shall:

1. Be informed by all state indicators, including student performance against state-determined long-term goals (Goal, Identified Need, Expected Annual Measurable Outcomes, Annual Review and Update, as applicable);
2. Include evidence-based interventions (Strategies/Activities, Annual Review and Update, as applicable) (For resources related to evidence-based interventions, see the U.S. Department of Education's "Using Evidence to Strengthen Education Investments" at <https://www2.ed.gov/policy/elsec/leg/essa/guidanceuseseseinvestment.pdf>);
3. Be based on a school-level needs assessment (Goal, Identified Need, Expected Annual Measurable Outcomes, Annual Review and Update, as applicable); and
4. Identify resource inequities, which may include a review of LEA- and school-level budgeting, to be addressed through implementation of the CSI plan (Goal, Identified Need, Expected Annual Measurable Outcomes, Planned Strategies/Activities; and Annual Review and Update, as applicable).

Authority Cited: Sections 1003(e)(1)(A), 1003(i), 1111(c)(4)(B), and 1111(d)(1) of the ESSA.

Targeted Support and Improvement

In partnership with stakeholders (including principals and other school leaders, teachers, and parents) the school shall develop and implement a school-level TSI plan to improve student outcomes for each subgroup of students that was the subject of identification (Educational Partner Involvement).

The TSI plan shall:

1. Be informed by all state indicators, including student performance against state-determined long-term goals (Goal, Identified Need, Expected Annual Measurable Outcomes, Annual Review and Update, as applicable); and
2. Include evidence-based interventions (Planned Strategies/Activities, Annual Review and Update, as applicable). (For resources related to evidence-based interventions, see the U.S. Department of Education's "Using Evidence to Strengthen Education Investments" <https://www2.ed.gov/policy/elsec/leg/essa/guidanceuseseseinvestment.pdf>.)

Authority Cited: Sections 1003(e)(1)(B), 1003(i), 1111(c)(4)(B) and 1111(d)(2) of the ESSA.

Additional Targeted Support and Improvement

A school identified for ATSI shall:

1. Identify resource inequities, which may include a review of LEA- and school-level budgeting, which will be addressed through implementation of its TSI plan (Goal, Identified Need, Expected Annual Measurable Outcomes, Planned Strategies/Activities, and Annual Review and Update, as applicable).

Authority Cited: Sections 1003(e)(1)(B), 1003(i), 1111(c)(4)(B), and 1111(d)(2)(c) of the ESSA.

Single School Districts and Charter Schools Identified for School Improvement

Single school districts (SSDs) or charter schools that are identified for CSI, TSI, or ATSI, shall develop a SPSA that addresses the applicable requirements above as a condition of receiving funds (EC Section 64001[a] as amended by Assembly Bill [AB] 716, effective January 1, 2019).

However, a SSD or a charter school may streamline the process by combining state and federal requirements into one document which may include the local control and accountability plan (LCAP) and all federal planning requirements, provided that the combined plan is able to demonstrate that the legal requirements for each of the plans is met (EC Section 52062[a] as amended by AB 716, effective January 1, 2019).

Planning requirements for single school districts and charter schools choosing to exercise this option are available in the LCAP Instructions.

Authority Cited: EC sections 52062(a) and 64001(a), both as amended by AB 716, effective January 1, 2019.

Appendix C: Select State and Federal Programs

For a list of active programs, please see the following links:

Programs included on the Consolidated Application: <https://www.cde.ca.gov/fg/aa/co/>

ESSA Title I, Part A: School Improvement: <https://www.cde.ca.gov/sp/sw/t1/schoolsupport.asp>

Available Funding: <https://www.cde.ca.gov/fg/fo/af/>

Developed by the California Department of Education, January 2019