


HMH Login Information for iPads

HMH does not work through Clever on iPads.

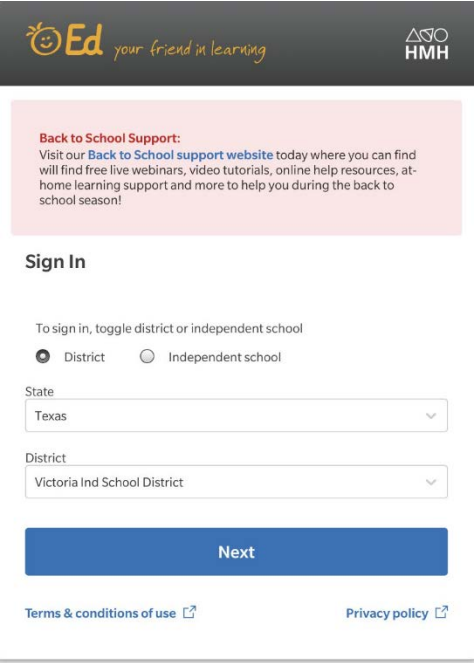
Please follow the steps below to access HMH if on an iPad.

District Device:

#1 Select the icon titled "HMH Ed"

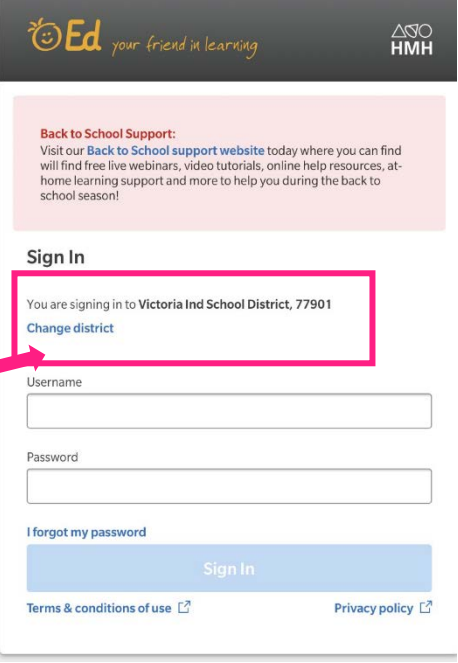


#2 Set your state and district (you should only have to do this once)



#3 Input login information

Make sure it says "Victoria Ind School District"



Username is different from Clever. Instead of using the student email, you will use the following format: **VISD259763 (Student ID from student email)**

Student password is the same as clever password.

HMH Login Information for iPads

HMH does not work through Clever on iPads.

Please follow the steps below to access HMH if on an iPad.

Personal Device:

iOS software needs
to be updated to 12
or later version

IMPORTANT
INFORMATION

Pop-ups
need to be enabled

#1 Using the internet browser, type in
hmhco.com/ed

#2 Set your state
and district (you should
only have to do this once)

The screenshot shows the HMH login page. At the top, there is a header with the Ed logo and HMH logo. Below the header, there is a pink box with "Back to School Support" information. The main content area is titled "Sign In" and includes a radio button selection for "District" (selected) and "Independent school". Below this are dropdown menus for "State" (set to Texas) and "District" (set to Victoria Ind School District). A blue "Next" button is at the bottom. Links for "Terms & conditions of use" and "Privacy policy" are at the bottom.

Make sure it
says "Victoria
Ind School
District"

#3 Input login
information

The screenshot shows the HMH login page. At the top, there is a header with the Ed logo and HMH logo. Below the header, there is a pink box with "Back to School Support" information. The main content area is titled "Sign In" and includes a pink box highlighting the text "You are signing in to Victoria Ind School District, 77901" and a "Change district" link. Below this are input fields for "Username" and "Password". A blue "Sign In" button is at the bottom. Links for "Terms & conditions of use" and "Privacy policy" are at the bottom.

Username is different from Clever. Instead of using the student email, you will use the following format: **VISD259763 (Student ID from student email)**

Student password is the same as clever password.