



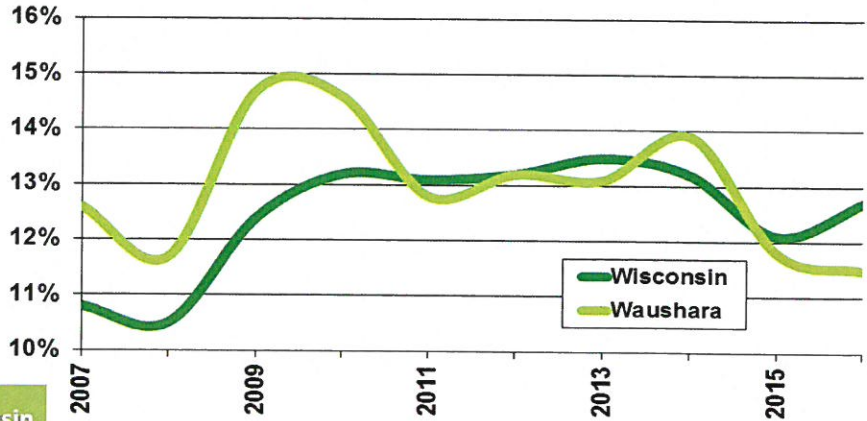
WAUSHARA COUNTY

Economic Security Profile – 2018

Poverty Rate for Individuals

County population: 22,939
 Households: 9,749
 Children (under 18): 4,453
 Seniors (65 and older): 5,321

*This profile does not include institutionalized populations: those in prison, jail, or nursing home.



Living with Poverty	Waushara County	Wisconsin
Households	11%	12%
Married couples with children	6%	5%
Single Mothers	27%	39%
Children	16%	18%
Seniors (65+)	9%	8%

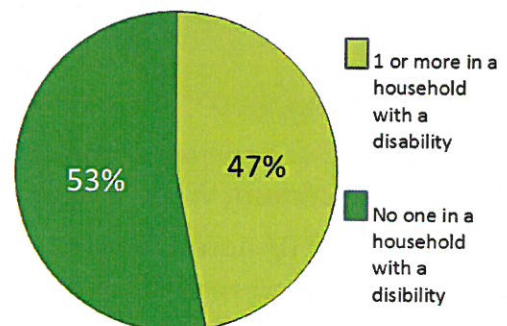
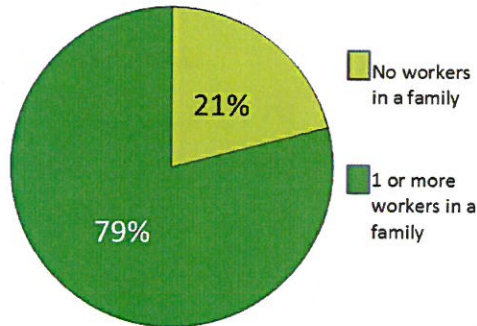
Federal Poverty Level = annual income below:
 \$12,060 for single person + \$4,180 for each additional household member

Waushara County Commodities Food Pantry
Average Monthly Use Oct 2016-Sept 2017
 774 Households
 2,177 Individuals
 (64% Adults, 36% Children)

2016 FoodShare

Recipients

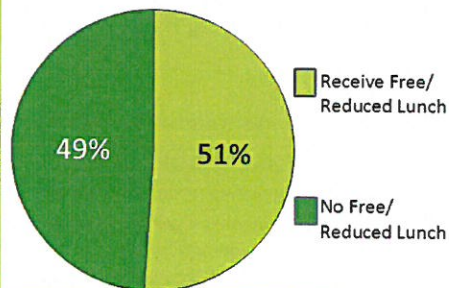
657 Families
 1,245 Households
 2,565 Individuals
 (60% Adults, 40% Children)



Income eligibility is an adjusted gross income below the federal Poverty Level. All able-bodied adults without dependents are required to participate in FSET (FoodShare Employment & Training Program).

Free or Reduced School Lunch for 2016/17

Tri-County, Wild Rose, and Wautoma School Districts

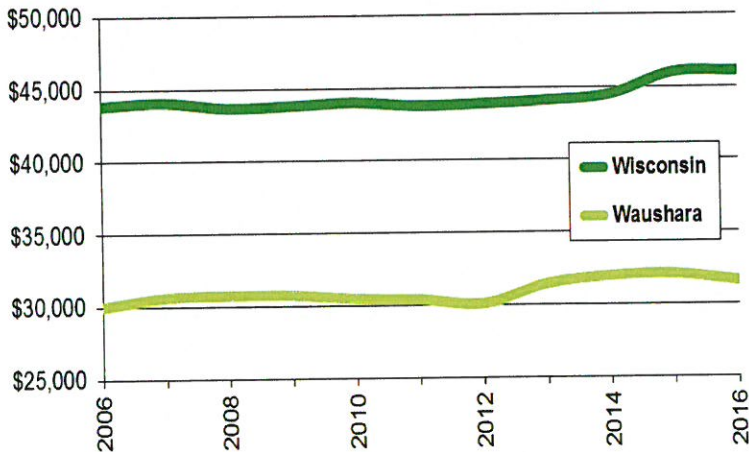


Income eligibility is 130% of Federal Poverty Level for FREE and 185% Federal Poverty Level for REDUCED price meals.

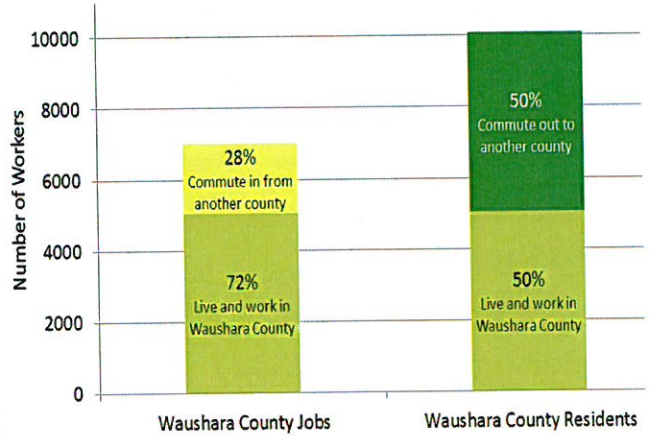
Questions about this profile? Contact:

Patrick Nehring at (920) 787-0416
patrick.nehring@ces.uwex.edu
 Jan Novak at (920) 787-6600 or (888) 250-4331
jan.novak@co.waushara.wi.us
 Find us at:
www.facebook.com/Vision2020Waushara

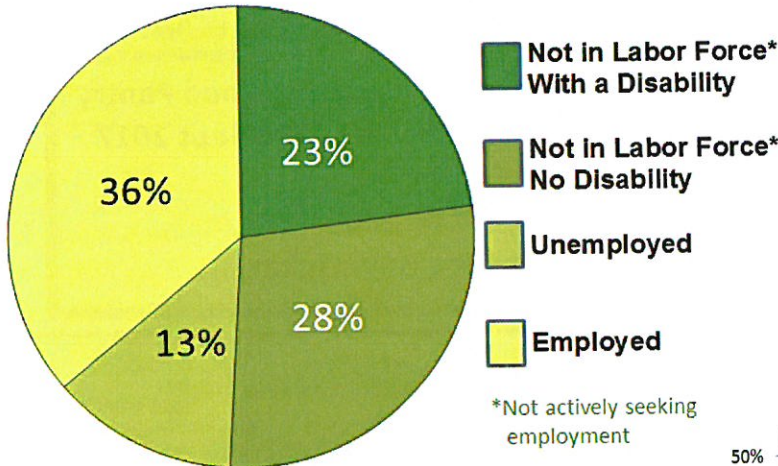
Average Wage Paid in the County in 2016 Dollars



Worker Flow



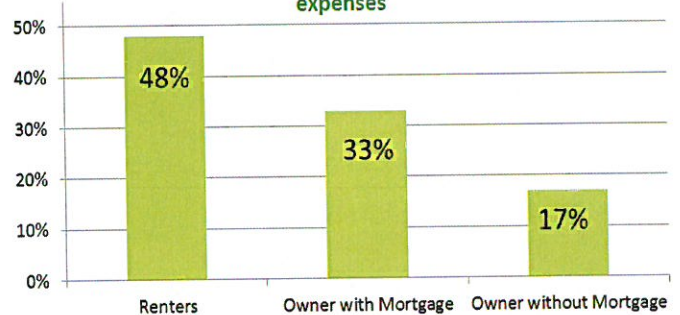
Employment Status of Individuals age 20 to 64 with income below poverty level



Individuals 25 or older Living with Poverty	Waushara County	Wisconsin
No High School Diploma	20%	24%
High School Diploma or Equivalent	10%	11%
Some College or Associate's Degree	7%	9%
Bachelor's Degree or Higher	5%	4%

Housing

Pay 30% or more of household income for housing expenses



Sources: Population and poverty data from US Census Bureau - American Community Survey 5-year Estimate 2012-2016 (ACS) and the Small Area Income & Poverty Estimates; Wage data from Wisconsin Department of Workforce Development; Childcare cost from ChildCaring; Food Share data from the US Census ACS and Waushara Human Services Department; Commodity Food Pantry data from their TEFAP Inventory and Service Stats Report; School lunch data from Wisconsin Department of Public Instruction
January 2018

Full Time Minimum Wage Job @ \$7.25/hour
\$1,250/month before taxes

Median rent with utilities: \$661
Median housing cost with mortgage : \$1,152
Median housing cost without mortgage: \$441
*Housing cost, includes utilities, taxes, & insurance

Average monthly childcare cost: \$560/child

This Waushara County Profile is compiled by Waushara County UW-Extension and Vision 2020, an initiative of the Waushara Prevention Council, Inc. working to engage and mobilize individuals, families and organizations in efforts to build a community of opportunity through awareness, education, and action.