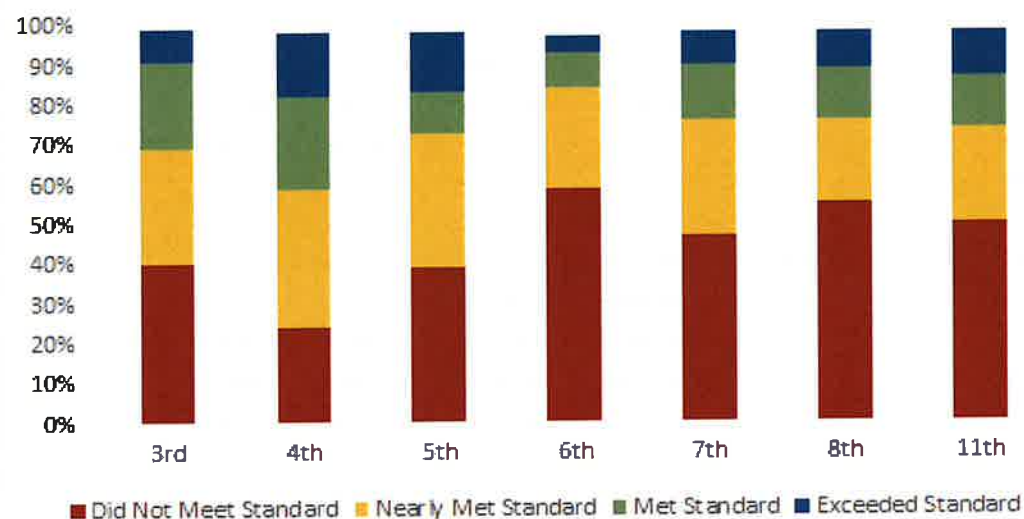




## Summary of CAASPP Data

Please note that I think sharing a quick snapshot of our CAASPP data is important for the sake of helping BES teachers/staff determine what our next steps are as a school site. However, I think it is important for us to remember that when analyzing this data, it is only one measure of what students know, and, more importantly, students took this assessment during a global pandemic!

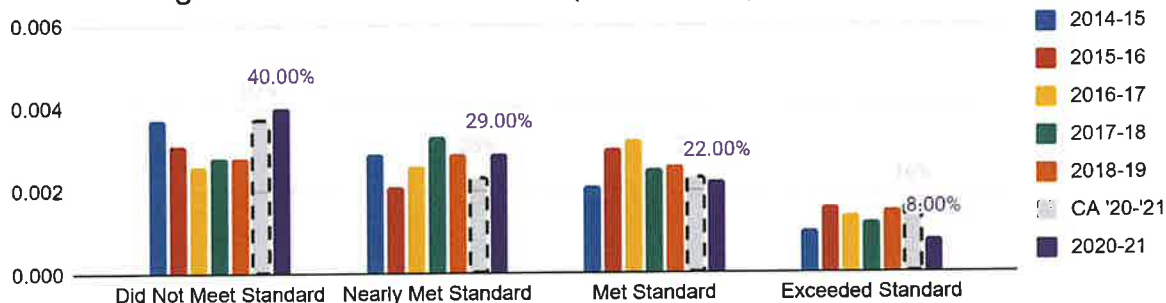
### BUSD Spring 2021 Math Results



### CAASPP Math 2020-2021 results indicates:

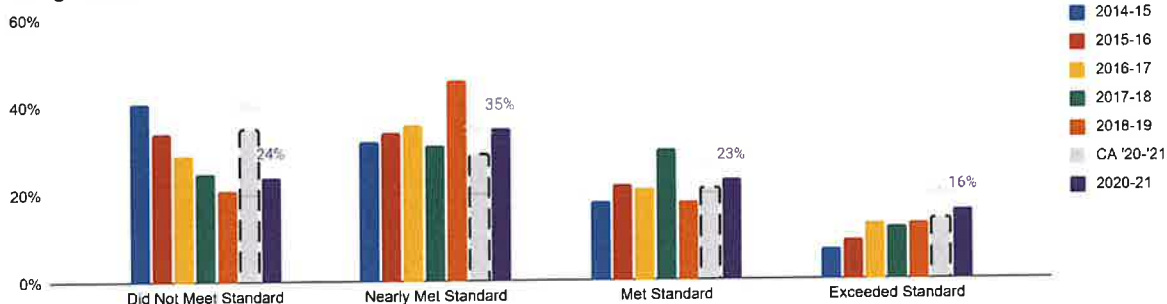
- 30% of third grade students scored exceeded or met standard in math
- 35% of fourth grade students scored exceeded or met standard in math
- 25% of fifth grade students scored exceeded or met standard in math

### BUSD 3rd gd Math CAASPP results (2015-2021)



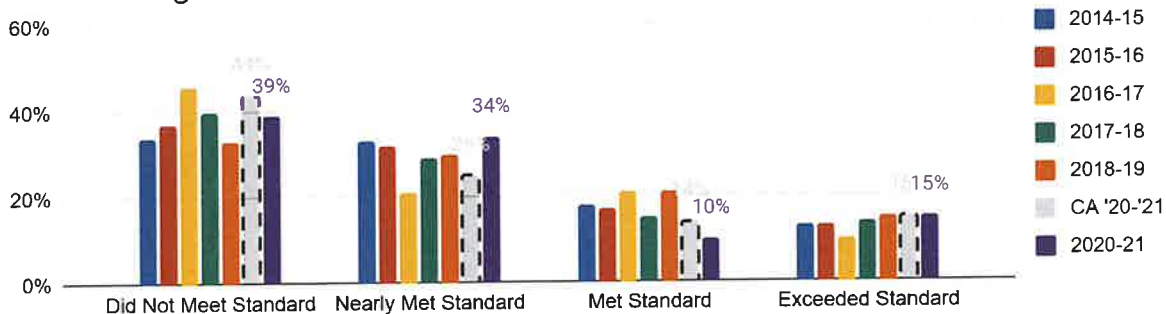
**Summary:** Eight percent of the 2020-2021 third grade cohort “exceeded standard” which is lower than the state average (the state average is in gray on the bar graph). However, 22% “met standard” which is only 1% below the state average.

4th gd Math CAASPP Results (2015-2021)



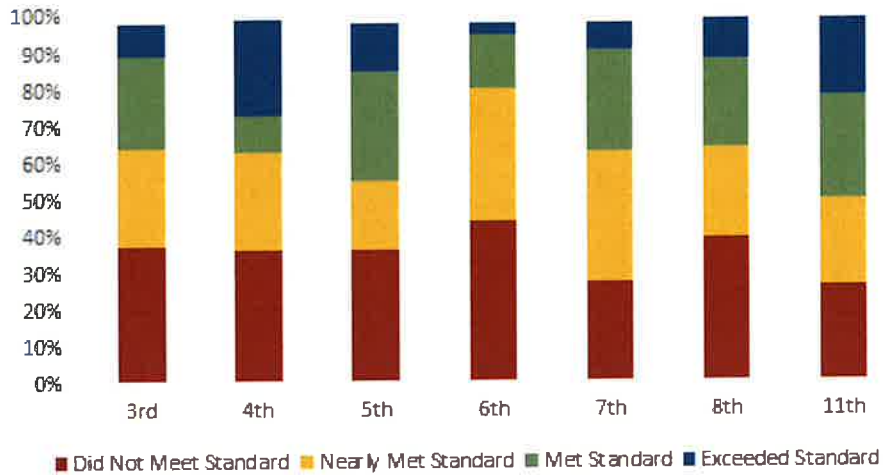
**Summary:** Great job fourth grade team! They successfully exceeded the state average and previous year’s scores in mathematics during a PANDEMIC!

BUSD 5th gd Math CAASPP Results (2015-2021)



**Summary:** Fifteen percent of fifth grade students “exceeded standard” which is the same as the state average and the 2018-2019 school year. Ten percent of students scored “met standard” which is only 4% below the state average.

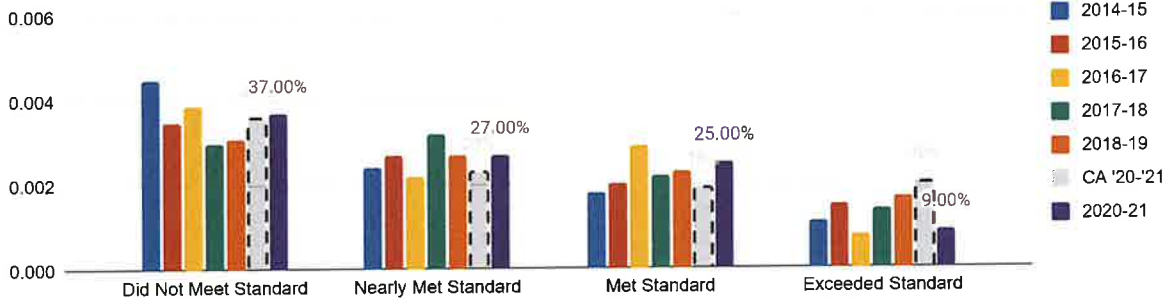
### BUSD Spring 2021 ELA Results



**SBAC ELA results indicate:**

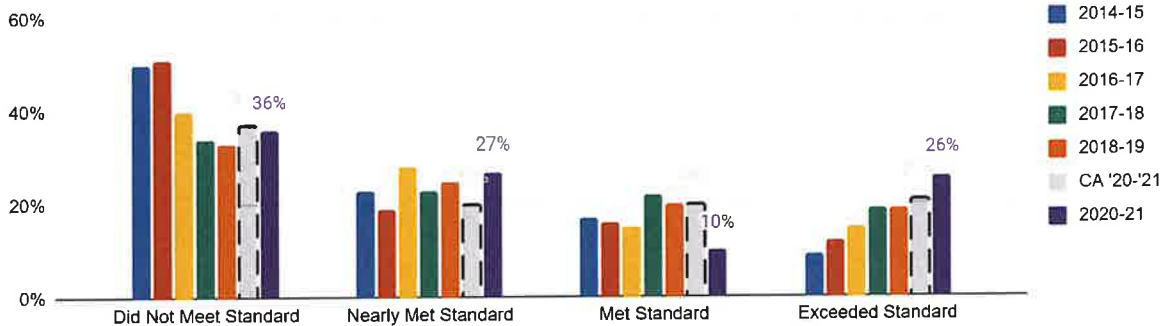
- 34% of third grade students met or exceeded standards in ELA
- 36% of fourth grade students met or exceeded standards in ELA
- 43% of fifth grade students met or exceeded standards in ELA

### BUSD 3rd gd ELA CAASPP results (2015-2021)



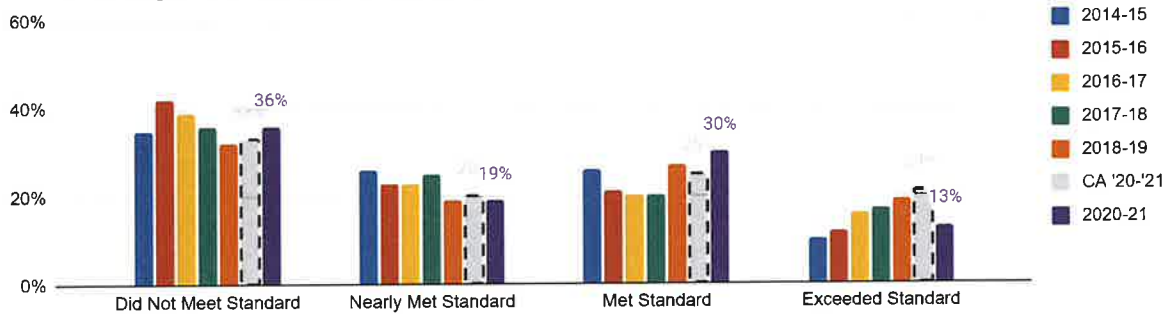
**Summary: Nine percent of the 2020-2021 third grade cohort “exceeded standard” in ELA which is 11% lower than the state average. However, 25% “met standard” which is 6% above the state average.**

### BUSD 4th gd ELA CAASPP Results (2015-2021)



**Summary: Twenty six percent of the 2020-2021 fourth grade cohort “exceeded standard” which is 5% above the state average and higher than any year since 2015.**

### BUSD 5th gd ELA CAASPP Results (2015-2021)



**Summary: Thirteen percent of the 2020-2021 fifth grade cohort “exceeded standard” which is 8% below the state average. However, 30% scored met standard which is 5% higher than the state average and more than any year since 2015. Nice job 5th grade!**

**Welcome to the Team**

I want to start off by welcoming some fresh new faces to our campus this school year. As many of you know Debbie Davis, Lindsey Gonzalez (Watt), and Annie Blakey will be joining our second grade team; I know they will make a great addition to our already stellar second grade team. Sasha Hashimipour will be joining our first grade team and will take the place of Carla Eckland this year, Ana Whitmore will be joining our third grade and dual teams, and Kevin Sprague will be joining our kinder and dual teams. We also have a number of classified staff joining us this school year. These individuals are either instructional, yard, or one on one aides. Please welcome Kristin Williams, Rhonda Colborn, Trisha Salazar, Suzanne Lewy, Sandy Newcomb, and April Bunce to our BES community. I must also mention that Elizabeth Gianopolous will be joining us as our MTSS Coordinator, and Kathleen Stout will be joining us as our counselor. I know that by adding these strong, hardworking individuals to our team will only make it stronger!

**Student Retention**

Five students have been retained this school year. Three students will repeat kindergarten and two students will repeat first grade. It was determined by administration, teachers, and parents that these students are good candidates for retention at the end of the 2020-2021 school year.

**Summer Academy Enrollment and Progress**

<b>Grade Level</b>	<b>Enrollment</b>
<b>Susie Dillard -Incoming First</b>	<b>14</b>
<b>Margo Johnson- Incoming Second</b>	<b>12</b>
<b>Kevin Sprague-Incoming Second</b>	<b>13</b>
<b>Alyssa Riggins-Incoming Third</b>	<b>26</b>
<b>Kathy McLaren- Incoming Fourth</b>	<b>18</b>
<b>Jessica Sharkey- Incoming Fifth</b>	<b>21</b>
<b>Lynn Lamb-Incoming Six</b>	<b>22</b>
<b>Elevate Incoming Third</b>	<b>14</b>
<b>Elevate Incoming Fourth</b>	<b>19</b>
<b>Elevate Incoming Fifth Grade</b>	<b>9</b>
<b>Total:</b>	<b>168</b>

Eight percent of students who attended Summer Academy spent a majority of the 2020-2021 school year on distance learning. They were identified by their DL teachers as needing to attend Summer Academy in order to be promoted to the next grade level. These students were assessed by Elaina

Stoll using *Acadience* at the end of the Summer Academy session. All but 2 (out of 14) of these students increased their NWF, ORF, Retell, and Maze scores at the end of Summer Academy when compared to their MOY *Acadience* scores.

Past DL students who were invited to attend Summer Academy due to lack of work completion, etc., and who did not attend, will be tested on August 10th to determine if the student should be promoted to the next grade level or retained.

**Current Enrollment Projections for 2021-2022**

Transitional Kindergarten	20
Kindergarten	107
First Grade	138
Second Grade	158
Third Grade	143
Fourth Grade	139
Fifth Grade	116

2021-2022 Projected Enrollment: 821

2020-2021 End of Year Enrollment: 818

2019-2020 End of Year Enrollment: 931

**Key Findings:**

- We had a big 5th grade and kindergarten cohort in 2019-2020
- In 2020-2021, some parents decided to Home School their students or have them attend private school
- The front office staff is getting new enrollees everyday.

*\*Please note, below is a list of action items that BES staff/teachers will be doing this school year in order to attain our District's LCAP goals.*

**LCAP Goal 1: Provide high-quality instruction to increase student achievement and close performance gaps for all students**

- Professional Development for newcomers/refresher on Thinking Maps and AVID this summer
- PD Opportunities August 16th-19th for teachers/staff (e.g., NGSS, *Character Strong*-SEL, Science of Reading)
- Educational Consultant, Sharon Dunn, will assist with ensuring Tier 1 and Tier 2 reading supports are in place and being used with fidelity
- Small class sizes
- Incorporating AVID strategies school wide
- More instructional aide time
- Comprehensive Reading (WIN Time) and Math Intervention Programs
- Protected ELA and Math time
- After-school enrichment (e.g., Makerspace and Lego Robotics) and intervention opportunities
- New classroom technology
- 1:1 K-1 Tablets and 2-5 Chromebooks

**LCAP Goal 2: Provide a positive school environment that fosters student engagement and connectedness**

- Comprehensive SEL Action Plan created by BES's SEL team over the summer
- Expectation Rotations at the beginning of the school year
- Beginning of the year rally to get students pumped about school and our *Character Strong* initiative
- *Character Strong* lessons taught on a weekly basis
- PBIS Initiatives (e.g., Character Signage, Check in Check Out, RAM Bucks and RAM Store)
- Instructional/yard aides trained on conflict resolution and given an overview of *Character Strong*
- End of the Month and Trimester School Award Assemblies
- Counseling Services
- Behavioral Services (offered by ICOE)
- School Safety Measures

**LCAP Goal 3:** Establish a **culture of data**-driven continuous improvement to assess and ensure positive student outcomes.

- Priority Standards identified
- Some priority standards will be grade level SMART Goals
- Strict Assessment Calendar that identifies dates for administering Acadience, 95% PASI and PSI
- Data Talks/Data Wall
- Use of Continuous Improvement Cycle when analyzing data
- I-Ready for 3-5
- Acadience for K-5
- Professional Learning Communities (agenda and notes)