

CENTRAL SCHOOL DISTRICT

2008 & 2014 General Obligation Bond Authorizations

Measures A & N



Committee Members: Larry Salmon, Robert Hufnagel, Heidi Garcia, Monique Hamilton
Shannon Sweda, Heather Potter, Chuck Cohn

Citizens' Oversight Committee Report

Financial Data from Inception to 01/05/2023

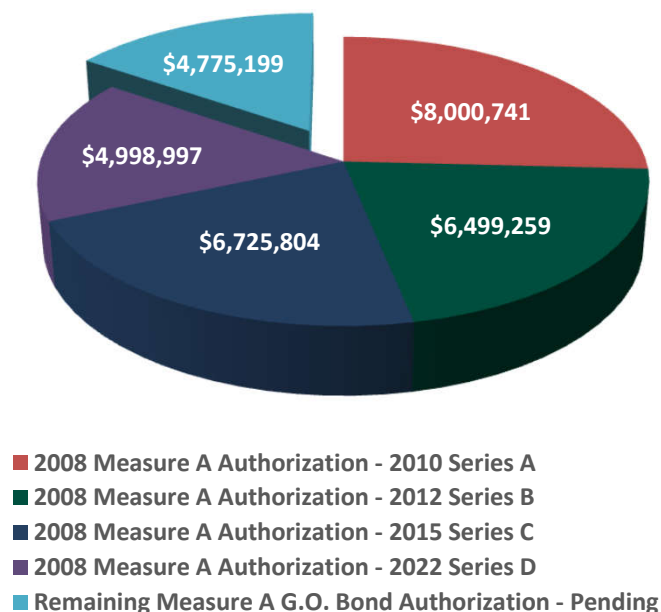
January 26, 2023

2008 GENERAL OBLIGATION BOND ELECTION

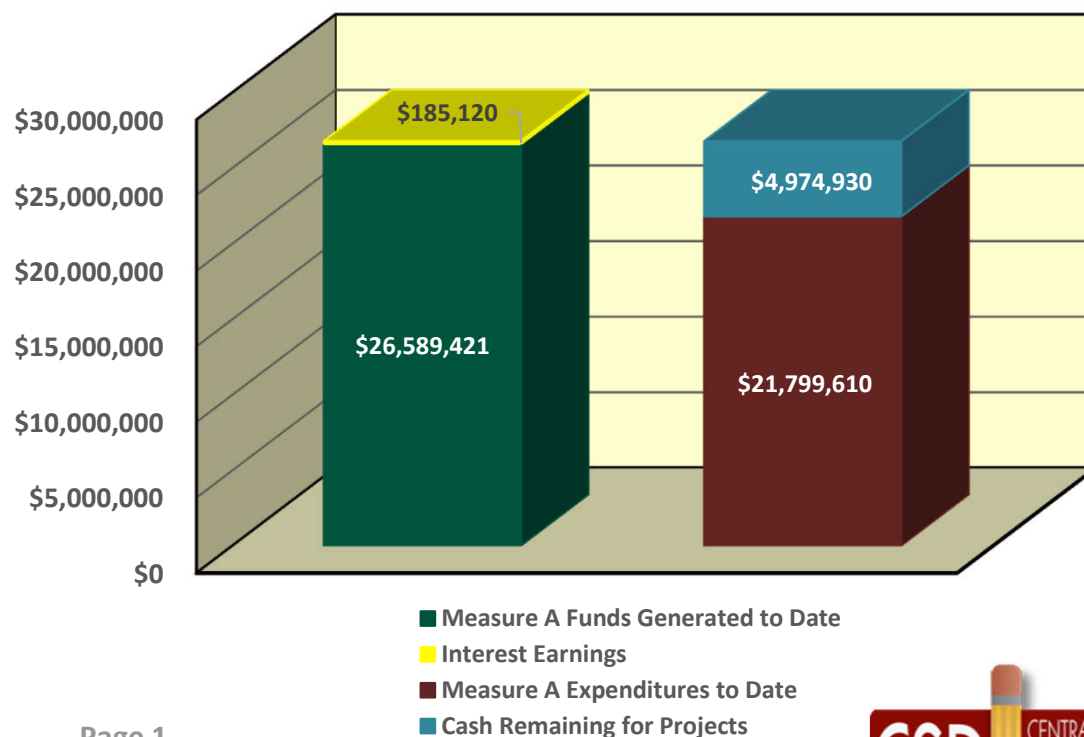
2008 Measure A Overview

On November 4, 2008, the voters of the Central School District (the “District”) authorized **Measure A** under the Proposition 39 statutes. Measure A authorized the issuance of **\$31 million** in General Obligation Bonds (the “Bonds”). The net proceeds of the Bonds are intended to be used to finance the acquisition, construction, rehabilitation, furnishing and equipping of school facilities, District-wide technology upgrades, fencing for safety and security, replacement of playground equipment, replacement of inefficient lighting and HVAC units for energy conservation, student information system upgrades, phone/emergency communication system upgrades, computer lab and classroom upgrades, and making other school improvements.

\$31,000,000 Measure A Breakdown



Measure A Combined Revenue = \$26,774,541

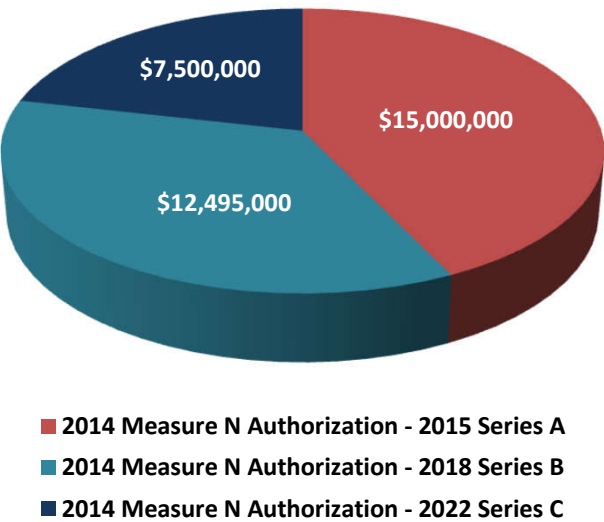


2014 GENERAL OBLIGATION BOND ELECTION

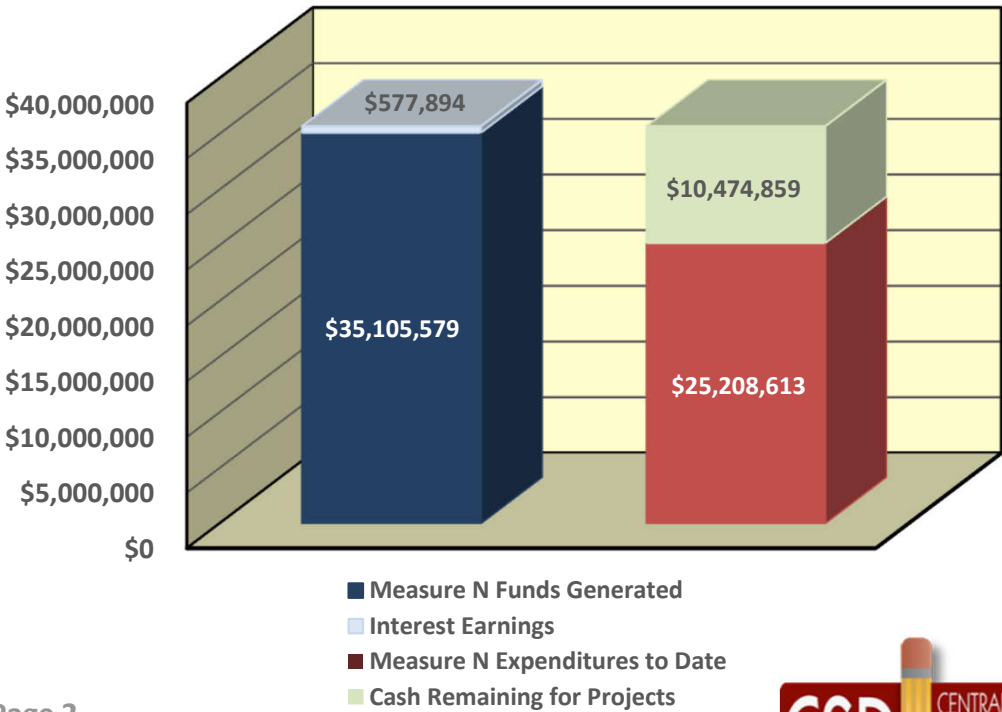
2014 Measure N Overview

On November 4, 2014, the voters of the Central School District (the “District”) authorized **Measure N** under the Proposition 39 statutes. Measure N authorized the issuance of **\$35 million** in General Obligation Bonds (the “Bonds”). The net proceeds of the Bonds are intended to be used for relieving overcrowding by constructing new schools and facilities, improving technology, renovating existing school facilities, improving health and safety conditions in existing educational facilities, improving access for students and parents with disabilities, upgrading fire safety and security systems, replacing portable classrooms with permanent construction, and improving walkways, curbs, gutters, turn-arounds, crosswalks, playgrounds, and parking facilities.

\$35,000,000 Measure N Breakdown



Measure N Combined Revenue = \$35,683,472



GENERAL OBLIGATION BOND ELECTIONS

District Security Projects at Five Elementary Schools

| Description of Project | Current Project Status |
|---|---|
| <ol style="list-style-type: none">1. This project includes securing the front lobby of each of the five remaining school sites: Central, Coyote Canyon, and Valle Vista elementary schools and Cucamonga and Ruth Musser middle schools. Visitors cannot directly access the main campus during the school day. Once this project is complete all Central School District school campuses will be similarly secured.2. Ensure secured single-entry access to campus. | <ul style="list-style-type: none">✓ The District Security Projects at Five Elementary Schools is substantially complete.✓ The Security project at Valle Vista was extended and a CCD approved by the Division of State Architect (DSA) to add security fencing in front of the Kindergarten wing.✓ The work will be completed during Spring Break 2023. |

GENERAL OBLIGATION BOND ELECTIONS

District Security Projects at Five Elementary Schools – Construction Pictures



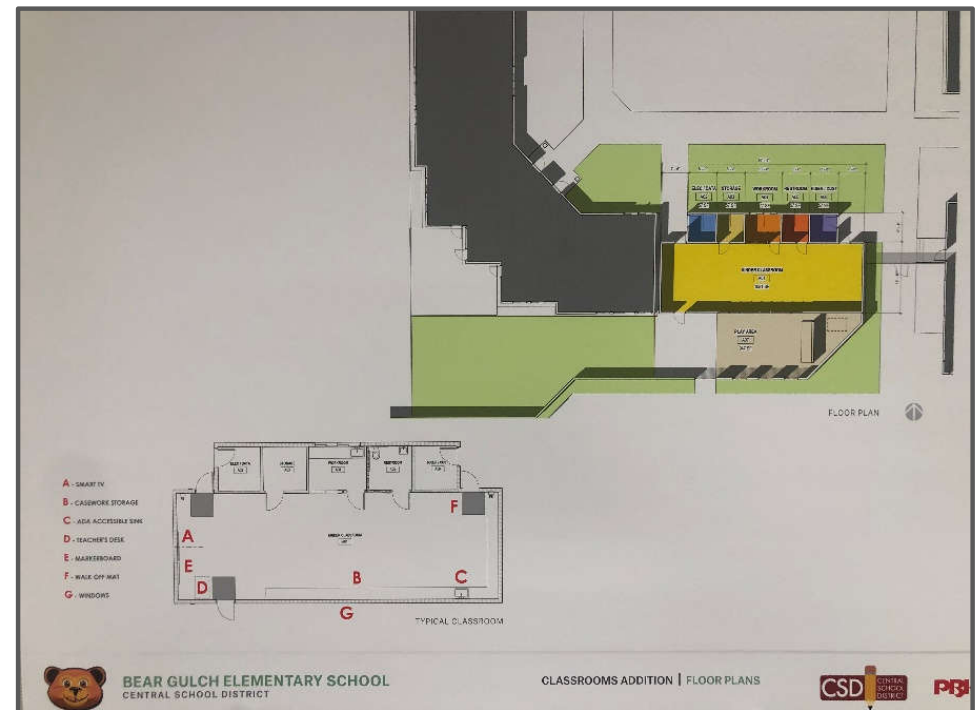
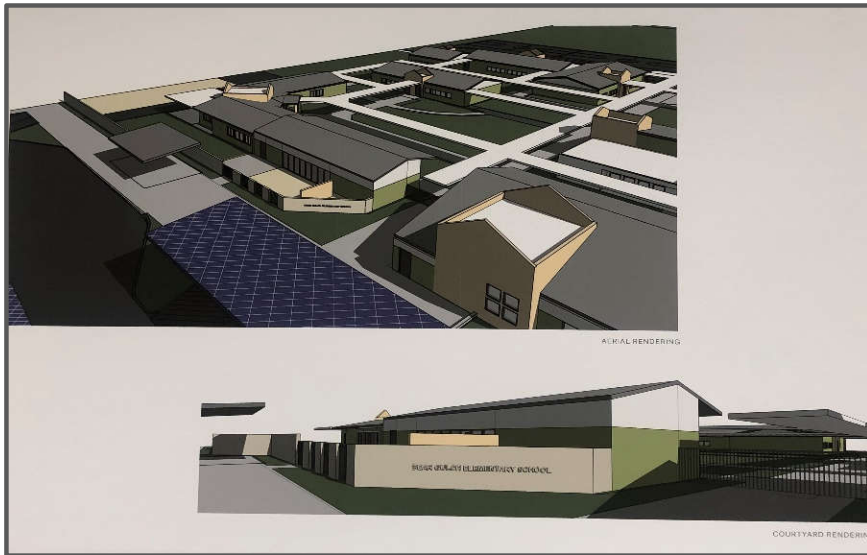
GENERAL OBLIGATION BOND ELECTIONS

Universal Kindergarten Facilities

| Description of Project | Current Project Status |
|--|---|
| <ul style="list-style-type: none">✓ Beginning with the 2025-26 school year districts must offer a preschool/Transitional Kindergarten program to all students that are age 4 by September 1 annually.✓ Central School District, working closely with a demographer and consultant has determined that because of this new requirement, it will need three new classrooms to house the new students.✓ Due to campus constrictions at some locations, the decision has been made to build these classrooms on two elementary campuses: Bear Gulch and Dona Merced. | <p>Bear Gulch Elementary Transitional Kindergarten One Classroom Building (UPK Project)</p> <ul style="list-style-type: none">✓ This new 1,300 square foot classroom will be used to house four-year-old students attending the District's Transitional Kindergarten (TK) program. The state requires that all districts offer an academic program for students turning four years old by September 1st beginning in 2025-26. Additionally, the building will be secured and provide stand-alone access to the before and after school program during non-school hours.✓ The project was submitted to the Division of State Architect (DSA) in late October 2022✓ The District anticipates the plans to be approved by the end of January 2023✓ The District anticipates construction to begin as early as Summer 2023. |

GENERAL OBLIGATION BOND ELECTIONS

Bear Gulch Elementary School Transitional Kindergarten - Rendering



GENERAL OBLIGATION BOND ELECTIONS

Classroom Security at Dona Merced Elementary School

Description of Project

- ✓ The classrooms in the main building at Dona Merced were designed during an era where the open concept classroom was popular. This concept allowed for students to move freely between classrooms with at least one accordion-type (collapsing) wall per classroom.
- ✓ This design does not provide the security that a classroom with four permanent walls provides.
- ✓ As part of the Universal Kindergarten Facilities project, the 17 classrooms in the main building at Dona Merced will be reconstructed to increase security in these learning environments.

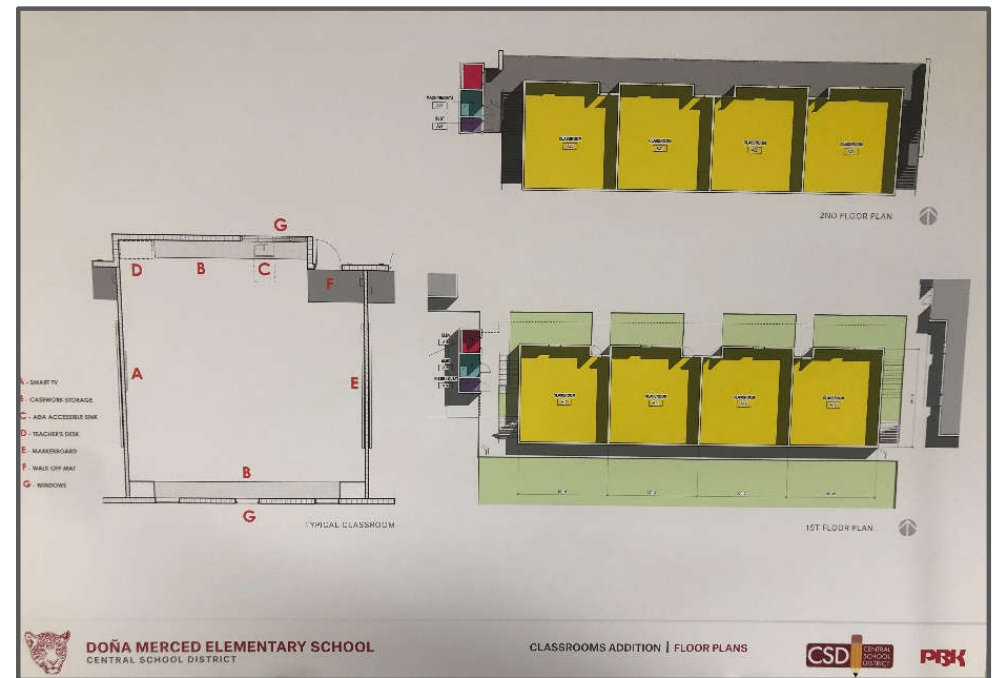
Current Project Status

Dona Merced Elementary School Two-Story, Eight Classroom Building (Phase 1 of UPK project)

- ✓ The initial phase of this project will provide eight additional traditionally sized classrooms (960 square feet).
- ✓ During phase 2 of the project, the 17 classrooms in the main building will be renovated and converted into 14 traditionally sized classrooms and two Transitional Kindergarten classrooms of at least 1,300 square feet each.
- ✓ Additional security will be added so each of the classrooms will include four permanent walls and a locking door.
- ✓ Phase 1 of the project was submitted to (DSA) in late October 2022.
- ✓ The District anticipates Phase 1 to be approved by DSA at the end of January 2023 and construction to begin Summer 2023.
- ✓ Phase 2 is currently in the design stage and is expected to be submitted to DSA by the end of Summer 2023.

GENERAL OBLIGATION BOND ELECTIONS

Dona Merced Elementary Two-Story, Eight Classroom Building - Rendering



GENERAL OBLIGATION BOND ELECTIONS

District Funding Sources That Are Being Used for Priority School Projects

The Central School District has been utilizing various Capital Facility sources to fund its priority school projects. Set forth below is a brief description of these funding sources:

General Obligation Bonds (G.O. Bonds): Measure A and Measure N are voter approved bond measures within the boundaries of the District. They represent a maximum tax of \$30 per \$100,000 of assessed property value.

Developer Fees: School districts have the ability to impose impact fees from new residential development and commercial/industrial development for the construction or reconstruction of school facilities. Developer fees are collected at the time a building permit is issued and are restricted to the funding of additional capacity (e.g. New Construction).

California Clean Energy Jobs Act (Proposition 39): Prop. 39 is an energy efficiency grant program that provides funding for eligible repairs to heating, ventilation, and air-conditioning (HVAC) systems; new chillers, boilers and furnaces; new lighting and lighting control systems; Installation of energy-efficient windows, programmable thermostats, and thermal window shades; and on-site clean energy generation, such as solar photovoltaic.

Redevelopment Agency Revenue (RDA): California redevelopment law allows school districts to share property tax increment income via pass-through agreements with local redevelopment agencies. State law eliminated redevelopment agencies as of February 1, 2012; however, local educational agency's pass-through entitlements remain. Redevelopment revenue is received annually and can be used to fund modernization and/or new construction projects.

GENERAL OBLIGATION BOND ELECTIONS

District Project Revenue Allocation From All Funding Sources

| | School Project Name | Measures A & Measure N GO Bonds | Developer Fees & Redevelopment Agency Funds | District Special Reserve & State Grants | Prop. 39 Energy Efficiency Funds | TOTAL PROJECT COMMITMENTS TO DATE ¹ |
|---|---|---------------------------------|---|---|----------------------------------|--|
| | A | B | C | D | E | F (B + C + D + E) |
| 1 | 060 - Bear Gulch Elementary School Campus Improvements | \$13,412,913.30 | \$200,806.79 | \$221,360.63 | \$0.00 | \$13,835,080.72 |
| 2 | 020 - Central Elementary School Campus Improvements | 3,943,384.36 | 89,952.12 | 319,864.90 | 0.00 | 4,353,201.38 |
| 3 | 070 - Coyote Canyon Elementary School Campus Improvements | 2,637,954.23 | 125,339.28 | 50,262.69 | 324,055.93 | 3,137,612.13 |
| 4 | 340 - Cucamonga Middle School Campus Improvements | 6,612,062.01 | 274,862.21 | 101,818.33 | 446,121.77 | 7,434,864.32 |
| 5 | 050 - Dona Merced Elementary School Campus Improvements | 5,632,957.77 | 201,172.22 | 323,271.11 | 0.00 | 6,157,401.10 |
| 6 | 380 - Ruth Musser Middle School Campus Improvements | 3,078,596.09 | 149,828.38 | 87,038.09 | 314,349.95 | 3,629,812.51 |
| 7 | 030 - Valle Vista Elementary School Campus Improvements | 5,186,332.77 | 318,798.20 | 1,532,846.77 | 24,853.35 | 7,062,831.09 |
| 8 | 710 - New District Operation Center | 4,274,665.40 | 2,653,508.65 | 1,426,239.77 | 0.00 | 8,354,413.82 |
| 9 | District-Wide Technology & Other Projects | 2,716,024.40 | 10,235,177.65 | 1,192,183.26 | 0.00 | 14,143,385.31 |
| | COMBINED TOTALS: | \$47,494,890.33 | \$14,249,445.50 | \$5,254,885.55 | \$1,109,381.00 | \$68,108,602.38 |

¹ Reflects total project costs funded from various District funding sources, including Measures A and N.

Financials as of 1/5/2023

GENERAL OBLIGATION BOND ELECTIONS

Measure A and Measure N

SUMMARY OF MEASURE A & MEASURE N COMMITMENTS & EXPENDITURES

(From Inception to 1/05/2023)

GENERAL OBLIGATION BOND ELECTIONS

Measure A and Measure N

***MEASURE A & MEASURE N EXPENDITURE
BACK UP FOR **ACTIVE** PROJECTS***

MEASURE A & MEASURE N PROJECT SUMMARY BY SCHOOL CAMPUS

| No. | District Project Name | District Project Code | Measures A & N Purchase Orders Issued to Date | Measures A & N Project Expenditures | Remaining Purchase Order Balances | Project Status |
|--|--|-----------------------|---|-------------------------------------|-----------------------------------|----------------|
| A | B | C | D | E (C + D) | F | |
| 060 - Bear Gulch Elementary School Campus Improvements: | | | | | | |
| 1 | Bear Gulch - Administrative Office Renovation (CLOSED) | 060-ADMN | \$3,326,513.74 | (\$3,326,513.74) | \$0.00 | Completed |
| 2 | Bear Gulch Elementary - New Two Story Building (CLOSED) | 060-BLDG | 7,875,327.00 | (7,875,327.00) | 0.00 | Completed |
| 3 | Bear Gulch - Energy Conservation (CLOSED) | 060-ENRG | 179,463.32 | (179,463.32) | 0.00 | Completed |
| 4 | Bear Gulch Elementary - Fiberoptic Network (CLOSED) | 060-FIBR | 111,010.94 | (111,010.94) | 0.00 | Completed |
| 5 | Bear Gulch Elementary - Fence Project (CLOSED) | 060-FNCE | 79,848.48 | (79,848.48) | 0.00 | Completed |
| 6 | Bear Gulch - Kindergarten TK Assessment | 060-KNDR | 183,582.00 | (124,928.00) | 58,654.00 | In Design |
| 7 | Bear Gulch Elementary - Playground Equipment (CLOSED) | 060-PLAY | 105,720.72 | (105,720.72) | 0.00 | Completed |
| 8 | Bear Gulch Elementary - Safety & Security (CLOSED) | 060-SAFE | 6,058.97 | (6,058.97) | 0.00 | Completed |
| 9 | Bear Gulch Elementary - Technology Updates (CLOSED) | 060-TECH | 381,688.60 | (381,688.60) | 0.00 | Completed |
| 10 | Bear Gulch Elementary - Energy Efficiency Project (CLOSED) | E060-ENR2 | 1,158,759.16 | (1,158,759.16) | 0.00 | Completed |
| 11 | Bear Gulch Elementary - New Phone Project (CLOSED) | P-60-PHON | 4,940.37 | (4,940.37) | 0.00 | Completed |
| Campus Total: | | | \$13,412,913.30 | (\$13,354,259.30) | \$58,654.00 | |

MEASURE A & MEASURE N PROJECT SUMMARY BY SCHOOL CAMPUS

| No. | District Project Name | District Project Code | Measures A & N Purchase Orders Issued to Date | Measures A & N Project Expenditures | Remaining Purchase Order Balances | Project Status |
|---|--|-----------------------|---|-------------------------------------|-----------------------------------|----------------|
| A | B | C | D | E (C + D) | F | |
| 020 - Central Elementary School Campus Improvements: | | | | | | |
| 12 | Central - Energy Conservation (CLOSED) | 020-ENRG | \$152,397.14 | (\$152,397.14) | \$0.00 | Completed |
| 13 | Central - Fiberoptic Networks (CLOSED) | 020-FIBR | 111,010.98 | (111,010.98) | 0.00 | Completed |
| 14 | Central - Fence Project (CLOSED) | 020-FNCE | 136,213.82 | (136,213.82) | 0.00 | Completed |
| 15 | Central - Central Elementary School Parking Lot (CLOSED) | 020-MDR2 | 1,771,995.03 | (1,771,995.03) | 0.00 | Completed |
| 16 | Central - Playground Equipment (CLOSED) | 020-PLAY | 104,550.07 | (104,550.07) | 0.00 | Completed |
| 17 | Central - Safety & Security (CLOSED) | 020-SAFE | 9,119.66 | (9,119.66) | 0.00 | Completed |
| 18 | Central - Security Project | 020-SFT2 | 465,924.13 | (430,184.11) | 35,740.02 | Completed |
| 19 | Central - Technology Updates (CLOSED) | 020-TECH | 462,551.81 | (462,551.81) | 0.00 | Completed |
| 20 | Central - Energy Efficiency Project (CLOSED) | E020-ENR2 | 724,622.08 | (724,622.08) | 0.00 | Completed |
| 21 | Central - New Phone Project (CLOSED) | P-20-PHON | 4,999.64 | (4,999.64) | 0.00 | Completed |
| Campus Total: | | | \$3,943,384.36 | (\$3,907,644.34) | \$35,740.02 | |
| 070 - Coyote Canyon Elementary School Campus Improvements: | | | | | | |
| 22 | Coyote Canyon Elementary - Energy Conservation (CLOSED) | 070-ENRG | \$338,275.94 | (\$338,275.94) | \$0.00 | Completed |
| 23 | Coyote Canyon Elementary - Fiberoptic Network (CLOSED) | 070-FIBR | 111,010.90 | (111,010.90) | 0.00 | Completed |
| 24 | Coyote Canyon Elementary - Fence Project (CLOSED) | 070-FNCE | 37,576.15 | (37,576.15) | 0.00 | Completed |
| 25 | Coyote Canyon Elementary - Playground Equipment (CLOSED) | 070-PLAY | 68,352.25 | (68,352.25) | 0.00 | Completed |
| 26 | Coyote Canyon Elementary - Safety & Security (CLOSED) | 070-SAFE | 16,144.05 | (16,144.05) | 0.00 | Completed |
| 27 | Coyote Canyon Elementary - Security Project | 070-SFT2 | 655,800.74 | (619,046.77) | 36,753.97 | Completed |
| 28 | Coyote Canyon Elementary - Technology Updates (CLOSED) | 070-TECH | 450,222.86 | (450,222.86) | 0.00 | Completed |
| 29 | Coyote Canyon Elem. - Energy Efficiency Project (CLOSED) | E070-ENR2 | 957,258.00 | (957,258.00) | 0.00 | Completed |
| 30 | Coyote Canyon Elementary - New Phone Project (CLOSED) | P-70-PHON | 3,313.34 | (3,313.34) | 0.00 | Completed |
| Campus Total: | | | \$2,637,954.23 | (\$2,601,200.26) | \$36,753.97 | |

MEASURE A & MEASURE N PROJECT SUMMARY BY SCHOOL CAMPUS

| No. | District Project Name | District Project Code | Measures A & N Purchase Orders Issued to Date | Measures A & N Project Expenditures | Remaining Purchase Order Balances | Project Status |
|---|---|-----------------------|---|-------------------------------------|-----------------------------------|----------------|
| A | B | C | D | E (C + D) | F | |
| 340 - Cucamonga Middle School Campus Improvements: | | | | | | |
| 31 | Cucamonga Middle School - Energy Conservation (CLOSED) | 340-ENRG | \$211,418.62 | (\$211,418.62) | \$0.00 | Completed |
| 32 | Cucamonga Middle School - Fiberoptic Networks (CLOSED) | 340-FIBR | 111,010.90 | (111,010.90) | 0.00 | Completed |
| 33 | Cucamonga Middle School - Fence Project (CLOSED) | 340-FNCE | 139,124.97 | (139,124.97) | 0.00 | Completed |
| 34 | Cucamonga Middle School - Fitness Center (CLOSED) | 340-FTNS | 124,146.59 | (124,146.59) | 0.00 | Completed |
| 35 | Cucamonga Middle School - Modernization Phase II (CLOSED) | 340-MDR2 | 2,298,549.86 | (2,298,549.86) | 0.00 | Completed |
| 36 | Cucamonga Middle School - Modernization (CLOSED) | 340-MDRN | 1,290,955.04 | (1,290,955.04) | 0.00 | Completed |
| 37 | Cucamonga Middle School - Safety & Security (CLOSED) | 340-SAFE | 7,449.66 | (7,449.66) | 0.00 | Completed |
| 38 | Cucamonga Middle School - Security Project | 340-SFT2 | 557,969.96 | (518,668.54) | 39,301.42 | Completed |
| 39 | Cucamonga Middle School - Technology Updates (CLOSED) | 340-TECH | 408,576.82 | (408,576.82) | 0.00 | Completed |
| 40 | Cucamonga Middle School - Track (CLOSED) | 340-TRAK | 20,860.00 | (20,860.00) | 0.00 | Completed |
| 41 | Cucamonga Middle - Energy Efficiency Project (CLOSED) | E340-ENR2 | 1,437,581.81 | (1,437,581.81) | 0.00 | Completed |
| 42 | Cucamonga Middle School - New Phone Project (CLOSED) | P-340-PHON | 4,417.78 | (4,417.78) | 0.00 | Completed |
| Campus Total: | | | \$6,612,062.01 | (\$6,572,760.59) | \$39,301.42 | |

| | | | | | | |
|---|---|-----------|-----------------------|-------------------------|---------------------|-----------|
| 050 - Dona Merced Elementary School Campus Improvements: | | | | | | |
| 43 | Dona Merced Elementary - Paving (CLOSED) | 050-0080 | \$244,706.99 | (\$244,706.99) | \$0.00 | Completed |
| 44 | Dona Merced - Administrative Office Renovation (CLOSED) | 050-ADMN | 3,250,010.64 | (3,250,010.64) | 0.00 | Completed |
| 45 | Dona Merced Elementary - Energy Conservation (CLOSED) | 050-ENRG | 631,027.67 | (631,027.67) | 0.00 | Completed |
| 46 | Dona Merced Elementary - Fiberoptic Network (CLOSED) | 050-FIBR | 111,010.96 | (111,010.96) | 0.00 | Completed |
| 47 | Dona Merced Elementary - Kindergarten TK Assessment | 050-KNDR | 613,675.00 | (405,168.66) | 208,506.34 | In Design |
| 48 | Dona Merced Elementary - Playground Equipment (CLOSED) | 050-PLAY | 33,887.43 | (33,887.43) | 0.00 | Completed |
| 49 | Dona Merced Elementary - Safety & Security (CLOSED) | 050-SAFE | 11,101.51 | (11,101.51) | 0.00 | Completed |
| 50 | Dona Merced Elementary - Technology Updates (CLOSED) | 050-TECH | 427,543.81 | (427,543.81) | 0.00 | Completed |
| 51 | Dona Merced - Energy Efficiency Project (CLOSED) | E050-ENR2 | 304,471.53 | (304,471.53) | 0.00 | Completed |
| 52 | Dona Merced Elementary - New Phone Project (CLOSED) | P-50-PHON | 5,522.23 | (5,522.23) | 0.00 | Completed |
| Campus Total: | | | \$5,632,957.77 | (\$5,424,451.43) | \$208,506.34 | |

MEASURE A & MEASURE N PROJECT SUMMARY BY SCHOOL CAMPUS

| No. | District Project Name | District Project Code | Measures A & N Purchase Orders Issued to Date | Measures A & N Project Expenditures | Remaining Purchase Order Balances | Project Status |
|---|--|-----------------------|---|-------------------------------------|-----------------------------------|--------------------|
| A | B | C | D | E (C + D) | F | |
| 380 - Ruth Musser Middle School Campus Improvements: | | | | | | |
| 53 | Ruth Musser Middle School - Energy Conservation (CLOSED) | 380-ENRG | \$479,859.10 | (\$479,859.10) | \$0.00 | Completed |
| 54 | Ruth Musser Middle School - Fiberoptic Network (CLOSED) | 380-FIBR | 111,010.90 | (111,010.90) | 0.00 | Completed |
| 55 | Ruth Musser Middle School - Fence Project (CLOSED) | 380-FNCE | 4,698.40 | (4,698.40) | 0.00 | Completed |
| 56 | Ruth Musser Middle School - Fitness Center (CLOSED) | 380-FTNS | 24,398.25 | (24,398.25) | 0.00 | Completed |
| 57 | Ruth Musser Middle School - Safety & Security (CLOSED) | 380-SAFE | 18,730.34 | (18,730.34) | 0.00 | Completed |
| 58 | Ruth Musser Middle School - Security Project | 380-SFT2 | 642,921.36 | (614,296.12) | 28,625.24 | Completed |
| 59 | Ruth Musser Middle School - Technology Updates (CLOSED) | 380-TECH | 495,958.57 | (495,958.57) | 0.00 | Completed |
| 60 | Ruth Musser Middle - Energy Efficiency Project (CLOSED) | E380-ENR2 | 1,294,974.36 | (1,294,974.36) | 0.00 | Completed |
| 61 | Ruth Musser Middle School - New Phone Project (CLOSED) | P-380-PHON | 6,044.81 | (6,044.81) | 0.00 | Completed |
| Campus Total: | | | \$3,078,596.09 | (\$3,049,970.85) | \$28,625.24 | |
| 030 - Valle Vista Elementary School Campus Improvements: | | | | | | |
| 62 | Valle Vista - Energy Conservation (CLOSED) | 030-ENRG | \$119,838.39 | (\$119,838.39) | \$0.00 | Completed |
| 63 | Valle Vista - Fiberoptic Networks (CLOSED) | 030-FIBR | 111,010.96 | (111,010.96) | 0.00 | Completed |
| 64 | Valle Vista - Fence Project (CLOSED) | 030-FNCE | 75,152.30 | (75,152.30) | 0.00 | Completed |
| 65 | Valle Vista - Modernization Phase II (CLOSED) | 030-MDR2 | 3,418,541.87 | (3,418,541.87) | 0.00 | Completed |
| 66 | Valle Vista - Modernization (CLOSED) | 030-MDRN | 80,003.13 | (80,003.13) | 0.00 | Completed |
| 67 | Valle Vista - Playground Equipment (CLOSED) | 030-PLAY | 74,540.26 | (74,540.26) | 0.00 | Completed |
| 68 | Valle Vista - Safety & Security (CLOSED) | 030-SAFE | 11,963.60 | (11,963.60) | 0.00 | Completed |
| 69 | Valle Vista - Security Project | 030-SFT2 | 398,783.97 | (359,198.25) | 39,585.72 | Last Phase Pending |
| 70 | Valle Vista - Technology Updates (CLOSED) | 030-TECH | 14,552.66 | (14,552.66) | 0.00 | Completed |
| 71 | Valle Vista - Energy Efficiency Project (CLOSED) | E030-ENR2 | 876,423.40 | (876,423.40) | 0.00 | Completed |
| 72 | Valley Vista - New Phone Project (CLOSED) | P-30-PHON | 5,522.23 | (5,522.23) | 0.00 | Completed |
| Campus Total: | | | \$5,186,332.77 | (\$5,146,747.05) | \$39,585.72 | |

MEASURE A & MEASURE N PROJECT SUMMARY BY SCHOOL CAMPUS

| No. | District Project Name | District Project Code | Measures A & N Purchase Orders Issued to Date | Measures A & N Project Expenditures | Remaining Purchase Order Balances | Project Status |
|---|---|-----------------------|---|-------------------------------------|-----------------------------------|----------------|
| A | B | C | D | E (C + D) | F | |
| District-Wide Project Improvements: | | | | | | |
| 73 | District-Wide (CLOSED) | 000-0000 | \$531,341.50 | (\$531,341.50) | \$0.00 | Completed |
| 74 | District Wide - District Project Support (CLOSED) | 701-3000 | 334,412.22 | (294,912.22) | 39,500.00 | Ongoing |
| 75 | District Wide - Bond Expenditures 08-10 (CLOSED) | 701-BOND | 109,245.22 | (109,245.22) | 0.00 | Completed |
| 76 | District Wide - Fence Project (CLOSED) | 701-FNCE | 29,722.57 | (29,722.57) | 0.00 | Completed |
| 77 | District Wide - Safety & Security (CLOSED) | 701-SAFE | 37,864.49 | (37,864.49) | 0.00 | Completed |
| 78 | District Wide - Technology Updates (CLOSED) | 701-TECH | 76,586.62 | (76,586.62) | 0.00 | Completed |
| 79 | Maintenance/Operations - Safety & Security (CLOSED) | 708-SAFE | 6,778.52 | (6,778.52) | 0.00 | Completed |
| 80 | G.O. Bond Audit/Miscellaneous (CLOSED) | 710-0000 | 41,005.50 | (41,005.50) | 0.00 | Completed |
| 81 | District Office - Bond Expenditures 08-10 (CLOSED) | 710-BOND | 204.13 | (204.13) | 0.00 | Completed |
| 82 | District Office - Fiberoptic Network (CLOSED) | 710-FIBR | 104,209.44 | (104,209.44) | 0.00 | Completed |
| 83 | District Office - New Operations Center (CLOSED) | 710-MDRN | 4,274,665.40 | (4,274,665.40) | 0.00 | Completed |
| 84 | District Office - Technology Updates (CLOSED) | 710-TECH | 1,443,549.98 | (1,443,549.98) | 0.00 | Completed |
| 85 | District Office - New Phone Project (CLOSED) | P-710-PHON | 1,104.21 | (1,104.21) | 0.00 | Completed |
| Campus Total: | | | \$6,990,689.80 | (\$6,951,189.80) | \$39,500.00 | |
| COMBINED TOTAL FOR COMPLETED & CURRENT PROJECTS: | | | <u>\$47,494,890.33</u> | <u>(\$47,008,223.62)</u> | <u>\$486,666.71</u> | |

Denotes Active Projects

GENERAL OBLIGATION BOND ELECTIONS

Measure A and Measure N

***MEASURE A & MEASURE N EXPENDITURE
BACK UP FOR **ACTIVE** PROJECTS***

MEASURE A & MEASURE N "ACTIVE" PROJECTS ENCUMBRANCE & EXPENDITURE BACKUP

| Project: 020-SFT2 - Central - Security Project | | | | |
|--|---------------------|-----------------------|--------------------|--|
| Vendor | Encumbrance | Expenditure | Balance | Description |
| AAA Lead Consul. & Inspections Inc. | \$350.00 | (\$350.00) | \$0.00 | Consultant Costs |
| Ardent Environmental | \$1,008.00 | (\$1,008.00) | \$0.00 | Environmental Costs |
| Division Of State Architect | \$10,161.13 | (\$10,161.13) | \$0.00 | Plan Check Fees |
| Inland Valley Daily Bulletin | \$738.90 | (\$738.90) | \$0.00 | Advertising |
| Ledesma & Meyer | \$56,722.11 | (\$46,548.89) | \$10,173.22 | Construction Management |
| Spec Construction Co., Inc. | \$304,369.99 | (\$286,825.73) | \$17,544.26 | Construction Costs |
| Stephen Payte DSA Inspections | \$11,875.00 | (\$11,685.00) | \$190.00 | DSA Inspector |
| WLC Architects Inc | \$80,699.00 | (\$72,866.46) | \$7,832.54 | Architect Fees |
| Project Total: | \$465,924.13 | (\$430,184.11) | \$35,740.02 | 020-SFT2 - Central - Security Project |

| Project: 030-SFT2 - Valle Vista - Security Project | | | | |
|--|---------------------|-----------------------|--------------------|--|
| Vendor | Encumbrance | Expenditure | Balance | Description |
| AAA Lead Consul. & Inspections Inc. | \$325.00 | (\$325.00) | \$0.00 | Consultant Costs |
| Ardent Environmental | \$1,008.00 | (\$1,008.00) | \$0.00 | Environmental Costs |
| Division Of State Architect | \$9,884.74 | (\$9,884.74) | \$0.00 | Plan Check Fees |
| Fenagh LLC | \$1,294.70 | (\$1,294.70) | \$0.00 | Engineering Costs |
| Inland Valley Daily Bulletin | \$738.90 | (\$738.90) | \$0.00 | Advertising |
| Ledesma & Meyer | \$51,938.63 | (\$38,436.10) | \$13,502.53 | Construction Management |
| Spec Construction Co., Inc. | \$251,346.00 | (\$233,789.93) | \$17,556.07 | Construction Costs |
| Stephen Payte DSA Inspections | \$3,820.00 | (\$3,230.00) | \$590.00 | DSA Inspector |
| WLC Architects Inc | \$78,428.00 | (\$70,490.88) | \$7,937.12 | Architect Fees |
| Project Total: | \$398,783.97 | (\$359,198.25) | \$39,585.72 | 030-SFT2 - Valle Vista - Security Project |

| Project: 050-0080 - Dona Merced Elementary - Paving | | | | |
|---|---------------------|-----------------------|---------------|---|
| Vendor | Encumbrance | Expenditure | Balance | Description |
| Central School District | \$1,060.00 | (\$1,060.00) | \$0.00 | Project Planning |
| PBK Architects Inc. | \$30,000.00 | (\$30,000.00) | \$0.00 | Architect Fees |
| Universal Asphalt | \$188,500.00 | (\$188,500.00) | \$0.00 | Paving Contractor |
| WLC Architects Inc | \$25,146.99 | (\$25,146.99) | \$0.00 | Architect Fees |
| Project Total: | \$244,706.99 | (\$244,706.99) | \$0.00 | 050-0080 - Dona Merced Elementary - Paving |

MEASURE A & MEASURE N "ACTIVE" PROJECTS ENCUMBRANCE & EXPENDITURE BACKUP

| Project: 050-KNDR - Dona Merced Elementary - Kindergarten TK Assessment | | | | |
|---|---------------------|-----------------------|---------------------|---|
| Vendor | Encumbrance | Expenditure | Balance | Description |
| C. Below Inc. | \$11,564.00 | (\$5,560.00) | \$6,004.00 | Subsurface Radar |
| Department of Conservation | \$4,800.00 | (\$4,800.00) | \$0.00 | Department of Conservation |
| Division Of State Architect | \$60,600.00 | (\$60,600.00) | \$0.00 | Plan Check Fees |
| Fenagh LLC | \$11,968.00 | (\$11,968.00) | \$0.00 | Engineering Costs |
| PBK Architects Inc. | \$524,743.00 | (\$322,240.66) | \$202,502.34 | Architect Fees |
| Project Total: | \$613,675.00 | (\$405,168.66) | \$208,506.34 | 050-KNDR - Dona Merced Elementary - Kindergarten TK Assessment |
| Project: 060-KNDR - Bear Gulch - Kindergarten TK Assessment | | | | |
| Vendor | Encumbrance | Expenditure | Balance | Description |
| C. Below Inc. | \$5,560.00 | (\$4,080.00) | \$1,480.00 | Subsurface Radar |
| Department of Conservation | \$4,800.00 | (\$4,800.00) | \$0.00 | Department of Conservation |
| Division Of State Architect | \$18,954.00 | (\$18,954.00) | \$0.00 | Plan Check Fees |
| Fenagh LLC | \$11,968.00 | (\$11,968.00) | \$0.00 | Engineering Costs |
| PBK Architects Inc. | \$142,300.00 | (\$85,126.00) | \$57,174.00 | Architect Fees |
| Project Total: | \$183,582.00 | (\$124,928.00) | \$58,654.00 | 060-KNDR - Bear Gulch - Kindergarten TK Assessment |
| Project: 070-SFT2 - Coyote Canyon Elementary - Security Project | | | | |
| Vendor | Encumbrance | Expenditure | Balance | Description |
| AAA Lead Consul. & Inspections Inc. | \$350.00 | (\$350.00) | \$0.00 | Consultant Costs |
| Ardent Environmental | \$1,008.00 | (\$1,008.00) | \$0.00 | Environmental Costs |
| Division Of State Architect | \$16,408.29 | (\$16,408.29) | \$0.00 | Plan Check Fees |
| Fenagh LLC | \$8,985.35 | (\$7,837.50) | \$1,147.85 | Engineering Costs |
| Inland Valley Daily Bulletin | \$738.91 | (\$738.91) | \$0.00 | Advertising |
| Ledesma & Meyer | \$66,085.19 | (\$62,428.73) | \$3,656.46 | Construction Management |
| Spec Construction Co., Inc. | \$412,486.00 | (\$391,861.70) | \$20,624.30 | Construction Costs |
| Stephen Payte DSA Inspections | \$15,105.00 | (\$13,965.00) | \$1,140.00 | DSA Inspector |
| WLC Architects Inc | \$134,634.00 | (\$124,448.64) | \$10,185.36 | Architect Fees |
| Project Total: | \$655,800.74 | (\$619,046.77) | \$36,753.97 | 070-SFT2 - Coyote Canyon Elementary - Security Project |
| Project: 340-SFT2 - Cucamonga Middle School - Security Project | | | | |
| Vendor | Encumbrance | Expenditure | Balance | Description |
| AAA Lead Consul. & Inspections Inc. | \$300.00 | (\$300.00) | \$0.00 | Consultant Costs |
| Ardent Environmental | \$1,008.00 | (\$1,008.00) | \$0.00 | Environmental Costs |

MEASURE A & MEASURE N "ACTIVE" PROJECTS ENCUMBRANCE & EXPENDITURE BACKUP

| Project: 340-SFT2 - Cucamonga Middle School - Security Project | | | | |
|--|-----------------------|-------------------------|---------------------|--|
| Vendor | Encumbrance | Expenditure | Balance | Description |
| Division Of State Architect | \$13,754.14 | (\$13,754.14) | \$0.00 | Plan Check Fees |
| Fenagh LLC | \$2,778.60 | (\$2,778.60) | \$0.00 | Engineering Costs |
| Inland Valley Daily Bulletin | \$738.90 | (\$738.90) | \$0.00 | Advertising |
| Ledesma & Meyer | \$61,866.32 | (\$55,273.48) | \$6,592.84 | Construction Management |
| Spec Construction Co., Inc. | \$361,496.00 | (\$338,490.94) | \$23,005.06 | Construction Costs |
| Stephen Payte DSA Inspections | \$5,815.00 | (\$5,320.00) | \$495.00 | DSA Inspector |
| WLC Architects Inc | \$110,213.00 | (\$101,004.48) | \$9,208.52 | Architect Fees |
| Project Total: | \$557,969.96 | (\$518,668.54) | \$39,301.42 | 340-SFT2 - Cucamonga Middle School - Security Project |
| Project: 380-SFT2 - Ruth Musser Middle School - Security Project | | | | |
| Vendor | Encumbrance | Expenditure | Balance | Description |
| AAA Lead Consul. & Inspections Inc. | \$350.00 | (\$350.00) | \$0.00 | Consultant Costs |
| Ardent Environmental | \$1,008.00 | (\$1,008.00) | \$0.00 | Environmental Costs |
| Division Of State Architect | \$14,399.04 | (\$14,399.04) | \$0.00 | Plan Check Fees |
| Fenagh LLC | \$8,625.65 | (\$8,625.65) | \$0.00 | Engineering Costs |
| Inland Valley Daily Bulletin | \$738.91 | (\$738.91) | \$0.00 | Advertising |
| Ledesma & Meyer | \$66,602.76 | (\$63,306.52) | \$3,296.24 | Construction Management |
| Spec Construction Co., Inc. | \$424,572.00 | (\$408,853.40) | \$15,718.60 | Construction Costs |
| Stephen Payte DSA Inspections | \$11,115.00 | (\$10,925.00) | \$190.00 | DSA Inspector |
| WLC Architects Inc | \$115,510.00 | (\$106,089.60) | \$9,420.40 | Architect Fees |
| Project Total: | \$642,921.36 | (\$614,296.12) | \$28,625.24 | 380-SFT2 - Ruth Musser Middle School - Security Project |
| Grand Total: | \$3,763,364.15 | (\$3,316,197.44) | \$447,166.71 | Central School District |