

Morgan County Schools

American Rescue Plan/Elementary & Secondary
School Emergency Relief Fund Presentation

July 12, 2021



Presenters

- Kristen Tuttle, Superintendent
- Ann Bell, Treasurer
- Nicole Hiles, Director of Special Education, Assessment & Social Work



ARP ESSERF Internal Planning Team

- Kristen Tuttle, Superintendent
- Ann Bell, Treasurer
- Kandy Pentoney, Director of Elementary Education, Federal Programs & Pre-K
- Nicole Hiles, Director of Special Education, Assessment & Social Work
- Beth Golden, Director of Secondary Education, Virtual School & Alternative Education
- Jeromy Duelley, Director of Attendance, Maintenance, & Safety
- Angie Beddow, Director of Child Nutrition, Health & Wellness
- Tom Shade, Director of Technology
- Dale Shaffer, Director of Human Resources
- Tammy Painter, Director of Transportation
- School Administrators



Stakeholder Input

- Survey conducted for parents, students, staff, community members and board members
- Planning meetings held with county leadership team
- Principals worked with staff to identify needs that were shared at county leadership meetings
- Input was sought during pacing and planning sessions with elementary teachers
- Collaboration with Morgan County Partnership community partner



Our Approach

- Conducted Needs Assessments/Discussions
 - Academic Needs
 - Health Services
 - Mental Health and Behavioral Support
 - PPE Needs
 - Sanitization Supplies
 - Facility Needs
- Reviewed Instructional Data
 - Benchmark Data (STAR, IXL, RR, IMA, CIA)
 - General Summative Assessment
 - SAT School Day & PSAT 9/10
 - County
 - School
 - Grade Level
 - By Teacher
 - Subgroups
 - Balanced Scorecard
 - Classroom Walkthroughs & Climate/Culture Surveys



Demographics and Groups Highlighted

Subgroups	Demographics
Total Enrollment	2172 (10/1/20)
Title 1 Schools	4 out of 6 schools
CEP	6 / 6 schools – county wide
Low SES	48.03% (1085)
Students with Disabilities (SWD)	17.77%
Homeless	4.18%
English Language Learners (EL)	.28%
Foster Care	.87%
Pre-K Enrollment	58% enrollment rate from 19/20
Technology	34% of students have connectivity barriers
Homeschool	326 students
Students raised by Grandparents	290 students



General Summative Assessment

ELA

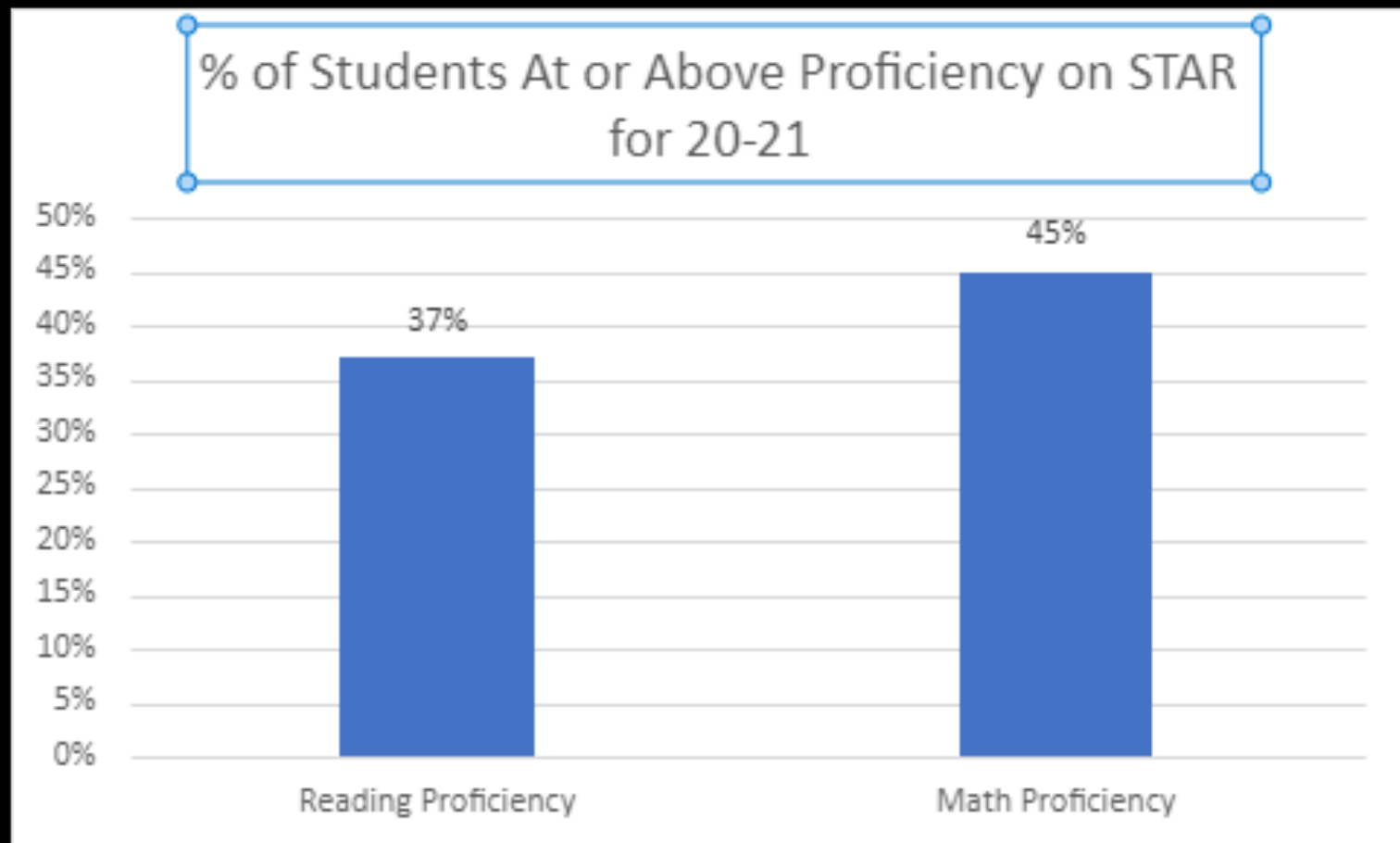
Grade	2018	2019
3	36%	51%
4	32%	26%
5	32%	27%
6	26%	23%
7	34%	29%
8	29%	24%

Math

Grade	2018	2019
3	36%	46%
4	33%	30%
5	33%	28%
6	31%	34%
7	48%	30%
8	42%	47%



Star Proficiency District level K-8



SAT School Day Results

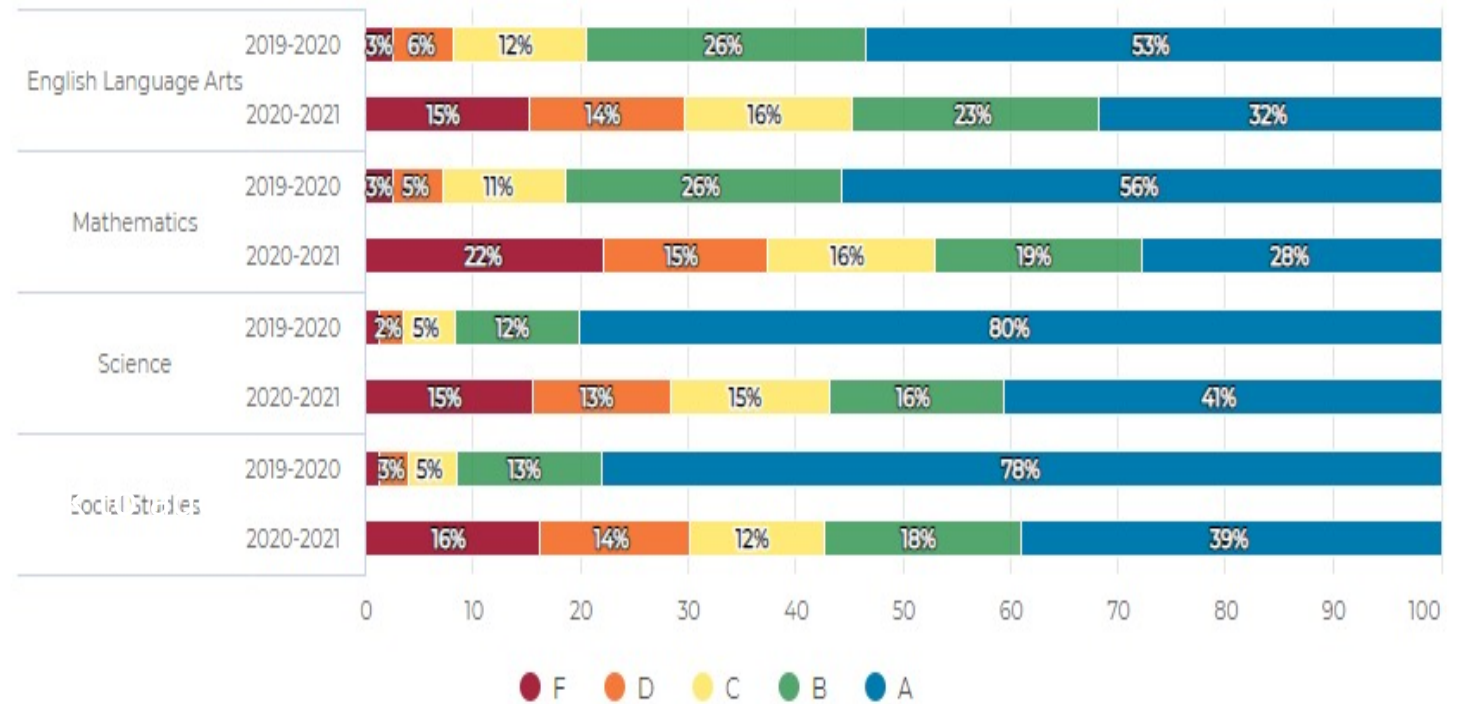
	2018	2019
ERW	464	464
Math	454	454
Mean	918	918



Learning Gaps Needs Assessment

Core Course Grade Data from ZoomWV

Distribution of final transcribed grades received in core subjects.



MCS Graduation

Year	Rate (4-Year Cohort)	Rate (SWD)
2017-2018	93.65%	77.78%
2018-2019	96.76%	75%
2019-2020	88.71%	74.19%

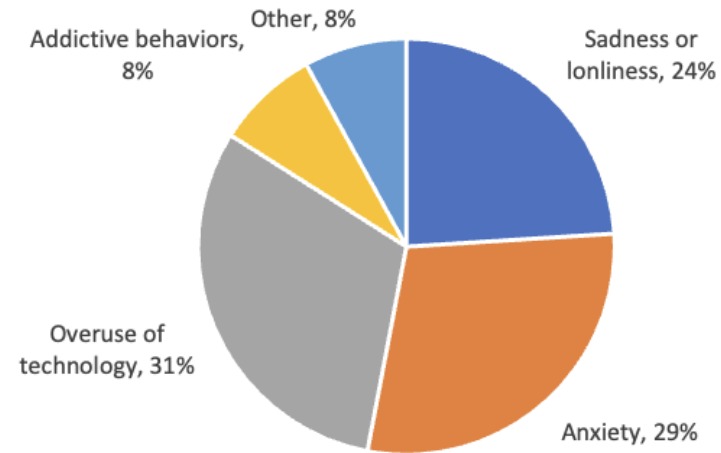
- Graduation rate has been declining. Especially in the "Hard to Reach" and SWD populations
 - Graduation Coach/Credit Recovery Position (1.0)
 - Capturing Kid's Hearts Curriculum
 - Academic Coaches/Interventionists
 - Tier 2/3 Updated Curriculum
 - Co-Teaching Professional Development
 - Online Tutoring Programs available for students





Social Emotional Needs of Morgan County Families

Student Behaviors Experienced Since Start of Pandemic



Challenges Facing Morgan County School Population

Student Challenges

- Stigma
- Grief and Loss
- Low Self-Esteem
- Lack of Continuum of Care
- Lack of Healthy Coping Skills
- Lack of Parental Support and Involvement
- Small Town Challenges
 - Cheers, where everybody knows your name
 - Generational Influences
 - Lack of Recreational and Job Opportunities

Classroom Challenges

- Attendance
- Parental Instability
- Cell Phone Usage
- Teacher/Staff Shortage
- Lack of Academic Motivation
- Behavioral Issues/Disruptions
- Limited Trauma Informed Care Education Training
- Untreated Mental Health Disorders of Students

Home Challenges

- Poverty
- Addiction
- Incarceration
- Homelessness
- Unemployment
- Lack of Basic Needs
- Lack of Transportation
- Multi-Generational or Nontraditional Parenting
- Lack of Parental Education
- Familial Mental Health Disorders

Social Emotional Needs of Staff/Students

Student Social Emotional Concerns

- Significant increase in secondary students reporting thoughts of self-harm/suicide from 19/20 SY/Pre-Covid
- Lack of Participation in Extra Curricular/Community Activities
- Students experience issues outside of school that hinders their ability to fully engage with school

Staff Ratings from Climate/Culture Surveys

- Moderate Issues:
 - Lack of respect by students toward staff
 - Disruptive Student Behavior
 - Harassment/Bullying Among Students
- More PD on Closing the Achievement Gap



MCS Attendance Data

- Attendance Rates
 - 2017-18- 94.5%
 - 2018-19- 95.0%
 - 2019-20- 91.4% (COVID)
 - 2020-21- 94.9%
- Chronic Absenteeism
 - 2017-18 – 17.14%
 - 2018-19 - 16.21%
 - 2019-20 – 33.37% (COVID)
 - 2020-21 –15.6%





Tech World

- Technology -

- MCS did not plan on going 1:1 initiative for K-12
- 34% of MCS students experience Connectivity Issues
 - Complicated by Grandparent Caregiver's Tech Barriers
- Recoup Homeschool students through Edmentum
- Develop 21st Century Skills for Teachers/Students through Tech Coach

ARP will allow short-term sustainability until a more stable virtual education environment pans out, then sustainability can be assessed

- Chrome Replacements
- Cloud Access Points & Network Infrastructure Updates

COVID Related Data

- 1398 students quarantined with 108 positive cases
- 200 staff (including EPIC HeadStart, contractors, MCP employees) quarantined with 41 positive cases
- Staff and student cases were almost entirely the result of outside transmission
- 78 MCS Professional Staff Members were absent from work with COVID-related absences. (COVID positive and/or Quarantine by the Health Department)
- Those absences account for 642 days absent.
- 109 Professional & Service Staff Members were absent from work with COVID-related absences. (COVID positive and/or Quarantine by the Health Department)
- Those absences account for 884 days absent.





Root Cause Analysis

MCS is a **rural** community affected by significant disruptions to traditional **family units**, as a result of the **opioid** epidemic

- Affects students emotional and physical development
 - Results in difficult/challenging behaviors at school (dysregulation)
- Inconsistent attendance/fear of losing loved ones
- Limited extra-curricular/community-based activities

10 year declining enrollment

- Funding reduced Coaches & Interventionists
- Reduced funding of local Levy by 30%

Teachers Need/Requested PD on How to Close the Achievement Gap

- Families with Generational Trauma/Non Traditional Family Units
- Limited Industry/Work Opportunities
- Least Restrictive Environment (LRE) & Co-Teaching



ESSERF II Purchases

Tier II & Tier III Reading Programs

School psychologist & 4 academic coaches

Schoology & Edmentum

STAR & IXL

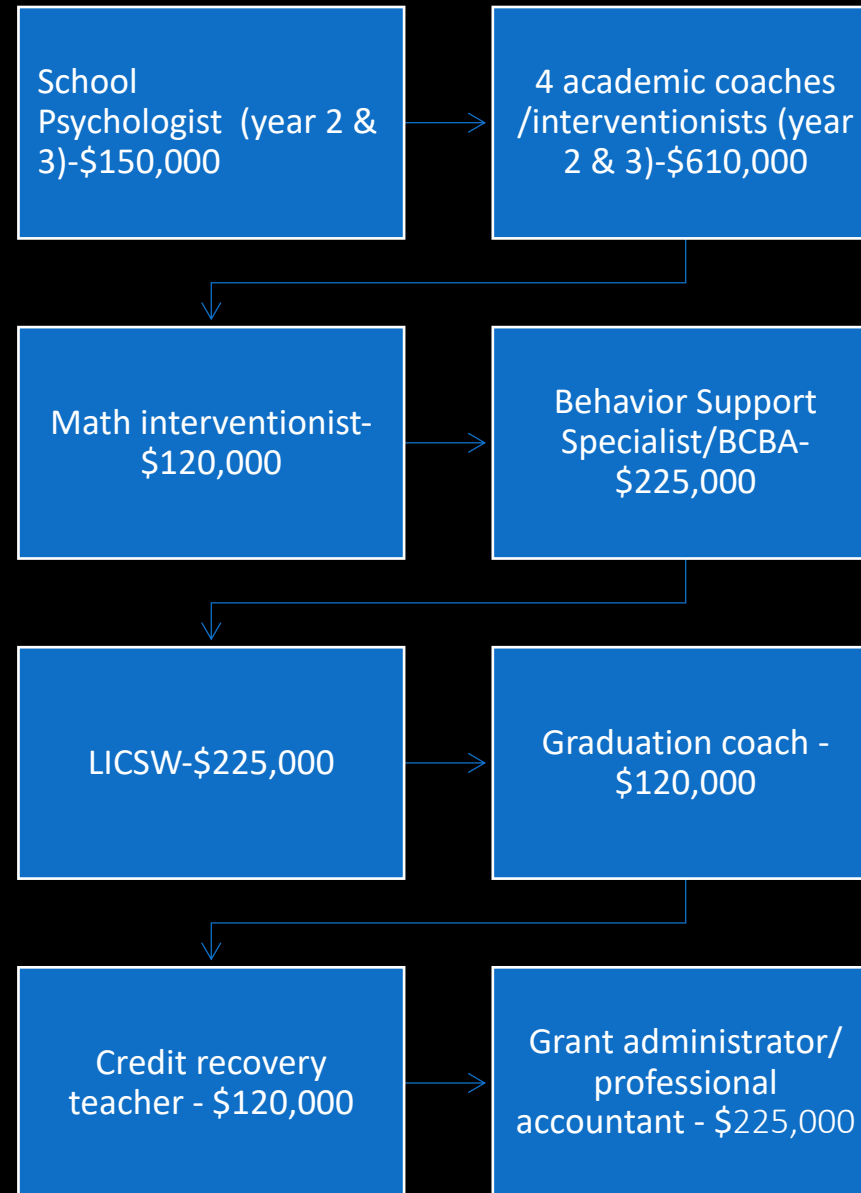
Network improvements

Cleaning supplies, mitigation, dividers, temp scanners

Cafeteria Tables

Addressing Learning Loss

---Additional Personnel



Addressing Learning Loss --Programming



Professional Development


Capturing Kids' Hearts
(Leadership and Schools) \$200,000

School identified PD needs
\$109,050

Substitute costs assoc. W/ PD,
team and SAT meetings - \$90,000



Edmentum & Schoology
(years 2 & 3) - \$400,000



Online Tutoring
Services \$80,000/3 years



Tier II & III Intervention
Programming - \$80,000



Mobile Learning Lab
\$50,000



SEL/Technology/Mitigation



Social Emotional

Paid admission to school sponsored events for all K-12 students (3 years) - \$142,320

Staff wellness and retention
\$60,000



Technology

Cloud access points, installs, & licenses - \$117,500

Infrastructure virtual environment upgrades - \$45,000

Chromebook replacements for FY22 & FY23 - \$290,000



Mitigation

Water Filling Stations - \$30,000

Touchless faucets - \$30,000

Air filtration - \$30,000

Food service sealing machines
\$25,000



Summer & After School Programming

- Summer Programs
 - Required \$66,326.43
 - Discretionary \$500,000
 - Total \$566,326.43
- Continue Summer programming for K-12
 - 10 teachers
 - 1 social worker
 - 2 coordinators
 - 1 nurse
 - 1 custodian
 - Transportation
 - Meals
 - Blending of other funds for additional staff and resources
- After-school Programming
 - Required \$66,326.43
 - Discretionary \$233,673.57
 - Total \$300,000.00
- 3 of our schools are funded by 21st CCLC Grants
- Programming will be driven by skill gaps identified through various benchmark and summative assessments.



ARP Budget Summary

	Required	Discretionary	Total
Address Learning Loss	\$1,187,724.75	\$1,736,325.25	\$2,924,050.00
After-School Programming	\$66,326.43	\$233,673.57	\$300,000.00
Summer Programming	\$66,326.43	\$500,000	\$566,326.43
Discretionary		\$846,789.43	\$846,789.43
Indirect Costs			\$107,582.24
Total			\$4,744,748.10



Connection to the County Strategic Plan

- The data and needs assessment in this presentation are also reflected in the County Strategic Plan.
- Strategic Plan Goals:
 - Goal 1: By June 2022, Morgan County students will improve reading and math scores by 2% as measured by benchmark and state assessments.
 - Goal 2: By June 2022, Morgan County Schools will reduce behavioral incidents by 2%, as measured by EOY discipline reports.
 - Goal 3: By June 2022, Morgan County Schools will strive to remove 5% of our students from a list of chronic absences.



Public Comment Procedure

- Following the WVDE review, our plan will be placed on the county website, school websites, a link distributed through our app, and a paper copy will be available at the central office for 2 weeks.
- We will create an online form for people to submit comments on the plan.



Sustainability

- ESMH Grant Funded Social Workers
- Community in Schools Workers
 - WVDE Funded – Continued Hopes of funding
- Investment in our staff produces life-long changes
- Analysis of current budget and realignment of resources





Questions?

