

Benton Public Schools

Annual Report to the Public
2020-2021



Benton Public Schools
207 W. Conway
Benton, AR 72015
501-778-4861
ww2.bentonschools.org

Annual Report to the Public

2020-2021 School Year

Introductory Statement

Vision and Mission Statement

Accountability

Accreditation
Audit Report
Budget
Competitive Contracts
Required Board Member Training

Student Enrollment Trends

Academic Services and Information

Graduation Requirements
Alternative Education
Concurrent Credit
Parental Involvement

Special Programs

Gifted and Talented
Special Education/Section 504
English Language Learner

Staffing

Competitive Salaries
Student/Teacher Ratio

Professional Development

Student Achievement

Advanced Placement
College Entrance exams
ACT Aspire

BSD Administration

Dr. Kim Anderson, Interim Superintendent

Dr. Eric Saunders, Assistant Superintendent
Dr. Larry Smith, Assistant Superintendent
Chris Hinson, Chief Financial Officer
Angela McWhorter, Special Education Director

Scott Neathery, Athletic Director
Danny Revis, Transportation Director
Isabella Bradley, Technology Director/Public Relation
Kevin Chastain, Facilities Manager



Required Board Member Training

Effective January 1, 2006, school board members are required to get six hours of training every calendar year in the state of Arkansas. The current hours of training for each board member are listed below:

January 1- December 31, 2021

Holley Little, President	13 Hours
Chris Ledbetter, Vice President	12.5 Hours
Randy Mitchell, Secretary	14 Hours
Jonathan Woolbright	13.5 Hours
Paul Childress	15.25 Hours
Jarrold Hambric	13.5 Hours
Luke Fulcher	New Member

These are only the hours of training provided by the Arkansas School Boards Association and approved by the Arkansas Department of Education. In addition, we are fortunate to have board members who spend endless hours attending regular and special meetings, policy and study sessions, and strategic planning meetings and then serving on various committees. Benton School District has an excellent school board who strives each day to make students successful.

Dr. Kim Anderson, Interim Superintendent



Welcome to the Benton School District!

On behalf of the entire faculty, staff, and board of education in the Benton School District, I want to extend a sincere welcome to you. Benton is well known and admired for the quality of its educational system. The success of our district is directly related to the quality of our students, staff, and community. Our schools provide a wide array of opportunities academically and in extra curricular activities.

Our school district is comprised of 4 elementary campuses (Caldwell, Perrin, Ringgold, and Grant), Benton Middle School, Benton Junior High School, Benton High School, and Fusion Academy. We have high expectations in all of our programs and we extend these same expectations to you.

We encourage all parents and guardians to get involved and be an active part of their child's education. Educating our students has always been and will continue to be a collaborative effort between school and home. In Benton Public Schools, we believe in "The Pursuit of Excellence Through Education."

Benton School District has experienced success in all areas, academically, and in extracurricular activities. This is due to the outstanding students, staff, and administrators.

We invite you to learn more about the great things happening in our schools on a daily basis through our website <http://ww2.bentonschools.org/>. You can follow Benton Public Schools on Twitter @ twitter.com/bentonschools and you can also like the Benton Public Schools on Facebook.com/bentonschools. I feel certain that you will be truly inspired by our many wonderful students, teachers, and administrators. Thank you for your support of Benton Public Schools!

Introductory Statement

The Annual Report documents the Benton School District's progress in meeting the requirements set forth by the Arkansas Department of Education's Standards of Accreditation, student achievement data, and the status of various programs offered by the Benton Public School District to students and the community.

The purpose of this document is to provide a glimpse of what an exciting, challenging, and successful year it was for our schools. The Annual Report to the Public is not a one time, once a year snapshot; it is a living document that will be updated regularly. We hope you will visit our website regularly and stay informed about the good things happening in our schools. If our school district and community continue to work together, we can prepare our students to become intelligent, thoughtful, responsible citizens of our community and the world. It is our responsibility to fulfill that vision of greatness – for our community and for our students.

Each school in our district will report progress on its school improvement plan to the community at a public meeting scheduled by the building principal. For specific dates, contact the building level principals.

Salary, Operating and Debt Service Funds

	2019-2020	% of	2020-2021	% of
	<u>Budget</u>	<u>Budget</u>	<u>Budget</u>	<u>Budget</u>
Salary & Benefits	\$32,121,426	66%	\$34,428,425	67.7%
Purchased Services & Purchased Property Services	\$3,458,616	7%	\$3,725,372	7.3%
Utilities & Supplies	\$2,379,371	5%	\$2,298,954	4.5%
Capital Outlay	\$979,684	2%	\$1,234,805	2.4%
Dues, Fees & Debt Service	\$9,038,449	19%	\$9,129,548	18.1%
Totals	\$48,513,104	100%	\$50,817,104	100%

Fiscal Year	Average Teacher Salary
2015-2016	\$55,626
2016-2017	\$53,042
2017-2018	\$54,135
2018-2019	\$55,290
2019-2020	\$53,408
2020-2021	\$56,685

Vision and Mission Statement

We believe that the Benton School District will:

- Provide students a world-class education that prepares them for a globally competitive society.
- Develop lifelong learners and students who can become self-directed in their learning by using a variety of learning strategies to enhance their educational experience.
- Create opportunities for all students to succeed by becoming proficient or above in all content areas with an emphasis on literacy, mathematics, and the sciences.
- Strive to be a district of excellence that competes at the state and national levels in all academic and extracurricular activities.
- Instill a desire for ethical behavior, integrity, and good citizenship.



"Education is not the learning of facts, but the training of the mind to think."

--- Albert Einstein

2020-2021 Benton Public Schools Teachers of the Year



BENTON SCHOOL
DISTRICT
TEACHER OF THE
YEAR 2020-2021


**AMANDA
NEWMAN**

Amanda Newman is a graduate of the University of Central Arkansas with a BSE in Elementary Education. Amanda taught sixth grade math at Harmony Grove Elementary before moving to Benton Public Schools in 2000. Upon coming to Benton, she began teaching second grade at Caldwell Elementary. She then spent the next 11 years in third grade. During a portion of this time, Amanda served as the ASCIP chair and the Accelerated Reader chair for her building. In 2012, Amanda moved to BMS to teach 7th grade math and 6th grade science. An opportunity arose the following year, and Amanda became a seventh-grade science teacher. With the adoption of NGSS and the levelization of science courses, Amanda asked to teach all on-level and co-teach science classes. Because of her elementary background and her passion for reading, she determined to incorporate reading instruction into her science curriculum. She works closely with many of the special education teachers in her building to meet students where they are and help them progress. Amanda has a passion for empowering students through education thereby leading students to independence. Her goal is to create an environment that gives students the desire to learn in hopes that they will be lifelong learners. . At BMS, Amanda has served on several committees including the Building Leadership Team and the Advisory Committee. She has also served at the Ralph Bunche Community Back-to-School Picnic which has allowed her to connect with many of her students before the school year begins.

Amanda is mom to Lenzie and Lexie Newman and enjoys anything outdoors. She loves travelling, spending time with friends and family, live music, and exploring new places in her jeep.. The Panthers, Razorbacks, and Dallas Cowboys are some of her favorite teams to cheer for.

Being chosen Teacher of the Year during the pandemic is an incredible honor. I was humbled by the experience and the outpouring of kindness. I love my school, coworkers, and students. I am proud to be a part of the Benton School District.

PANTHER



2021 Lady Panthers Softball Undefeated
5A Conference/State Champions



2021 Lady Panther Volleyball Conference
Champions



2021 Conference Bowling Champions



2021 6A and Overall State
Weightlifting Champions



2021 Arkansas All State Choir

PRIDE



2021 National Merit Scholarship Finalists

Hank Herzfeld and Kolby Payne



Allyson Pitts
2021 AR School
Counselor of the Year



Dr. Kim Anderson
2021 AR Federal
Coordinator of the Year



Kristi Chumley 2021 AR
GT Coordinator of the
Year



Sherri Poe AR School Nurses
Association 2021 School Nurse
of the Year



2021 Capturing Kids Hearts Showcase Schools



Caldwell



Howard Perrin



Ringgold

	October 1 Enrollment	Teacher FTE	Ratio
2016-2017	5,108	315.64	16.18:1
2017-2018	5,286	319.34	16.55:1
2018-2019	5,547	319.08	17.38:1
2019-2020	5,558	328.19	16.94:1
2020-2021	5,422	333.28	16.27:1





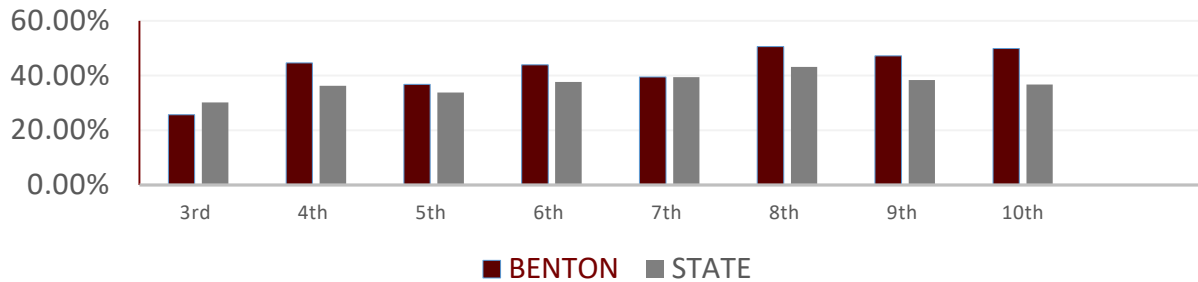
Advanced Placement

AP Exams		2017	2018	2019	2020	2021
Art History	# taking exam	52	49	67	39	49
	% scoring 3 or higher	21%	4%	15%	38%	10%
Biology	# taking exam	25	NA	28	9	46
	% scoring 3 or higher	68%	NA	79%	56%	59%
Calculus	# taking exam	24	33	28	22	18
	% scoring 3 or higher	71%	60%	71%	27%	22%
Chemistry	# taking exam	19	37	29	13	16
	% scoring 3 or higher	32%	16%	17%	8%	56%
English Language	# taking exam	80	88	84	69	71
	% scoring 3 or higher	31%	34%	75%	46%	39%
English Literature	# taking exam	50	63	66	71	63
	% scoring 3 or higher	36%	37%	48%	49%	49%
Environmental Science	# taking exam	NA	20	77	28	31
	% scoring 3 or higher	NA	45%	18%	50%	19%
Music Theory	# taking exam	8	NA	18	5	12
	% scoring 3 or higher	38%	NA	33%	0%	17%
Physics	# taking exam	NA	10	7	16	8
	% scoring 3 or higher	NA	40%	29%	19%	13%
Psychology	# taking exam	29	50	53	64	48
	% scoring 3 or higher	35%	26%	32%	50%	29%
Spanish Language	# taking exam	15	8	20	5	N/A
	% scoring 3 or higher	33%	25%	45%	60%	N/A
Studio Art 2D Design Portfolio	# taking exam	4	8	4	5	
	% scoring 3 or higher	50%	50%	100%	80%	
United States History	# taking exam	76	79	55	43	65
	% scoring 3 or higher	15%	33%	53%	47%	37%
United States Government	# taking exam	N/A	24	11	16	11
	% scoring 3 or higher	N/A	29%	36%	50%	27%
World History	# taking exam	83	88	82	88	107
	% scoring 3 or higher	46%	46%	20%	27%	16%
Computer Science A	# taking exam	NA	NA	NA	NA	8
	% scoring 3 or higher	NA	NA	NA	NA	63%
Computer Science Principles	# taking exam	NA	28	33	28	25
	% scoring 3 or higher	NA	79%	76%	75%	44%

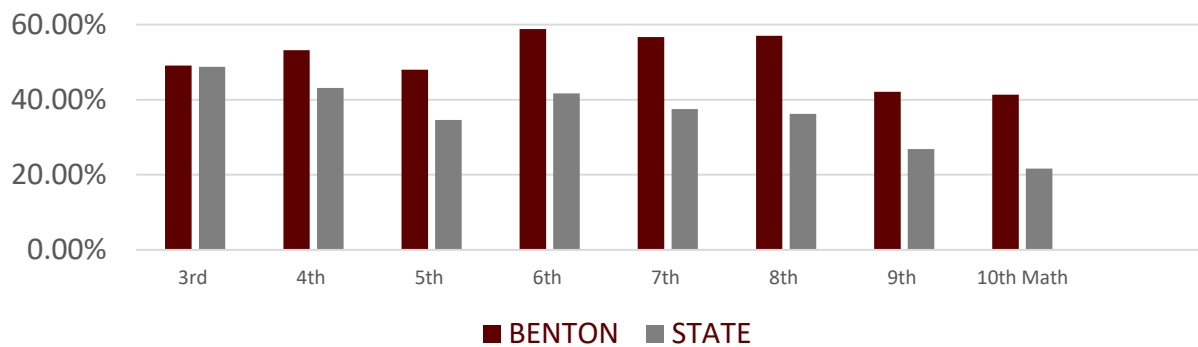
2021	AP Scholar	AP Scholar with Honor	AP Scholar with Distinction
Number of Scholars	22	3	7
2020	AP Scholar	AP Scholar with Honor	AP Scholar with Distinction
Number of Scholars	43	6	5
2019	AP Scholar	AP Scholar with Honor	AP Scholar with Distinction
Number of Scholars	39	8	10
2018	AP Scholar	AP Scholar with Honor	AP Scholar with Distinction
Number of Scholars	29	7	5
2017	AP Scholar	AP Scholar with Honor	AP Scholar with Distinction
Number of Scholars	31	3	7



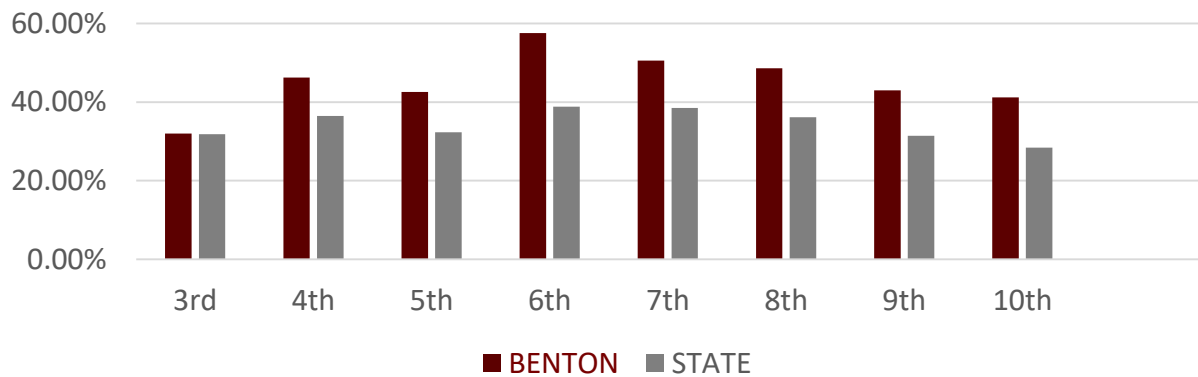
ACT Aspire 2021 ELA



ACT Aspire 2021 Math



ACT Aspire 2021 Science



Student Enrollment Trends

School Choice	OUT OF DISTRICT	INTO DISTRICT	NET
2017-2018	56	112	+56
2018-2019	11	87	+76
2019-2020	68	212	+144
2020-2021	95	147	+52

Board To Board	OUT OF DISTRICT	INTO DISTRICT	NET
2017-2018	56	47	-9
2018-2019	17	19	+2
2019-2020	34	47	+13
2020-2021	67	56	-11

School Year	Graduation Rate	Dropout Rate	Attendance Rate	Home School
2015-2016	94.60%	.99%	95.9%	198
2016-2017	92.8%	1.08%	94.8%	210
2017-2018	95%	.59%	94.7%	198
2018-2019	96%	.92%	94.9%	199
2019-2020	94.4%	.55%	94.59%	227



School Year	Oct 1 Enrollment	1 st Quart ADM	2 nd Quart ADM	3 rd Quart ADM	4 th Quart ADM
2016-2017	5108	5098.56	5117.74	5082.99	5085.5
2017-2018	5286	5286.75	5289.57	5300.28	5298.21
2018-2019	5547	5548.4	5539	5532.35	5518.65
2019-2020	5558	5555.13	5551.86	5543.89	5538.91
2020-2021	5422	5420.14	5415.8	5401.13	5396.79





2021 Senior class were
awarded \$7,089,968 in
scholarships!

Benton High School Graduation Requirements

English – 4 credits

Math – 4 credits (must include Algebra and Geometry)

Science – 3 credits (1 physical science, Biology, ADE approved science)

Social Studies – 3 credits (Civics .5 / Economics .5, World History, US
History)

Oral Communications - .5 credit

Fine Arts - .5 credit

Health - .5 credit

Physical Education -.5 credit

Electives – 10 credits

26 Credits to graduate

Concurrent Credit Courses

AP Calculus AB

AP English Language and Composition

AP English Literature and Composition

AP United States History

AP World History

AP Statistics

College Algebra(before school)

Orientation to Teaching II

AP Music Theory

SPECIAL PROGRAMS

English as a Second Language Program

Benton School District's English as a Second Language program provides services for students whose primary language is not English. We provided instruction to 273 language minority students. 18 of our ESL students graduated in 2020-21.

Gifted and Talented Program

Benton School District is committed to providing students in the district equal opportunity to develop to their fullest potential. The district provided services to 619 high-ability and identified gifted students through our GT program.

Special Education Program

The Benton School District Special Education Department is committed to providing our students an educational environment that supports academic, social and emotional well-being. Our department currently serves 573 students with disabilities. Our services include: Co-teach model, inclusion, resource services, community-based instruction, speech therapy, occupational therapy, physical therapy, behavioral support services, school-based mental health services, homebound services, para professional support, specialized transportation, and preschool services through Dawson Educational Cooperative.

PROFESSIONAL DEVELOPMENT

The Benton School District continually strives to find innovative ways to meet the needs of students and teachers by providing high quality professional development.

The Benton School District offers many hours of professional development within our district. We are members of the Dawson Educational Cooperative in Arkadelphia. This allows our staff to attend many sessions nearby. We offer courses in the following categories: Technology, Arkansas History, Curriculum Alignment, Assessment, Instructional Leadership, and many more.

Benton is committed to developing in-house experts who are able to share their knowledge and expertise with other district faculty. Many of the course offered during our summer professional development days are presented by our own staff members.

In order to maintain a valid teacher license with the Arkansas Department of Education, teachers must complete a minimum of 36 hours of professional development annually. Courses are offered at various times through out the school year on 10 scheduled in – service contract days.

The Benton School District continually strives to exceed standards not only for our students, but for our teachers as well. Well trained teachers lead to increased student achievement and success in and out of the classroom. District initiatives include: Capturing Kids' Hearts, Professional Learning Communities, Advanced Placement Training, Technology in the classroom, RIDE, and Empowering Writers.

The 2020-21 Professional Development has looked different this school year. In the beginning, teachers were using Arkansas Ideas, having zoom meetings with colleagues, and attending meetings or conferences virtually. As the state moved into Phase 2, the teachers met face to face in small groups and with social distancing guidelines in place. The 2020-21 school year was focused on RISE training for grades 3-6 and SPED 3-12, Awareness of Reading, and Capturing Kids' Hearts.

ACCOUNTABILITY

Accreditation

The Arkansas Department of Education reviews all Annual School reports to determine the accreditation status of each school district in Arkansas. We are please to say that our accreditation status remains intact.



Benton Public Schools

ww2.bentonschools.org

[@twitter.com/bentonschools](https://twitter.com/bentonschools)

[Facebook.com/bentonschools](https://facebook.com/bentonschools)

Chenault Administration Building

207 W. Conway St.

501-778-4861



Our Schools

Caldwell Elementary

1800 W. Sevier

501-778-4444

Angie Grant Elementary

1124 Hoover St.

501-778-3300

Howard Perrin Elementary

1201 Smithers Dr.

501-778-7411

Ringgold Elementary

536 River St.

501-778-3500

Benton Middle School

204 North Cox St.

501-776-5740

Benton Junior High

411 North Border St.

501-778-7698



Benton High School

211 North Border St.

501-778-3288