

BEAVERCREEK CITY SCHOOLS
Board of Education Meeting
16 February 2017
6:30 p.m.
Beavercreek Board/Administration Building

AGENDA

- DRAFT**
- I. CALL TO ORDER**
 - II. ROLL CALL**
 - III. PLEDGE OF ALLEGIANCE**
 - IV. PRESENTATIONS**
 - A. Awarding of Veteran Diploma to Mr. Stephen M. Cukovecki-Mr. Jeff Jones, BHS Principal
 - B. School Spotlight-Jacob Coy Middle School-Mr. Shaun Kelly, Principal
 - C. Board Interview with Student Ambassadors
 - V. APPROVAL OF AGENDA AS PRESENTED**
 - VI. QUESTIONS AND/OR COMMENTS FROM THE PUBLIC**
 - VII. RECOGNITION**
 - A. Judy Croft-Retirement/Fairbrook Special Needs Assistant-Mr. Deron Schwieterman
 - VIII. APPROVAL OF THE MEETINGS HELD**
 - A. Minutes for January 2017 Board of Education Meetings p. 1
 - January 12, 2017 Organizational Meeting
 - January 12, 2017 Hearing on the Tax Budget Meeting
 - January 12, 2017 Regular Board Meeting
 - January 30, 2017 Special Meeting/Board Retreat
 - IX. FINANCIAL REPORTS REQUEST**
 - A. January 2017 Financial Reports p. 81
 - B. January 2017 Donated Items p. 97
 - X. NEW BUSINESS**
 - A. Employment, Salary Changes, Leaves of Absence, Terminations, Job Descriptions p. 98

XI. SUPERINTENDENTS REPORT

- A. First Reading of NEOLA Policy Updates

XII. ANNOUNCEMENTS

- A. Professional Development Day – No School – February 17, 2017
- B. President’s Day – No School/Office Closed – February 20, 2017
- C. Ending of Third Grading Period – March 10, 2017
- D. Board of Education Meeting – March 16, 2017 @ 6:30 p.m. in the Board/Administration Building

XIII. BOARD MEMBER COMMENTS

XIV. EXECUTIVE SESSION

- A. The Appointment, Employment, Dismissal, Discipline, Promotion, Demotion, or Compensation of Public Employees 121.22 (G) (1), and no action will be taken following the executive session at this meeting.

XV. ADJOURNMENT

I. APPOINTMENT OF PRESIDENT PROTEM

II. CALL TO ORDER

The Beavercreek Board of Education met on Thursday, January 12, 2017 at the Beavercreek Board/Administration office for the annual organizational meeting. President Pro-Tempore, Jo Ann Rigano, called the meeting to order at 6:01 p.m.

III. ROLL CALL

The following members were present for the Board of Education:

- Peg Arnold
- Krista Hunt
- Dennis Morrison
- Jo Ann Rigano
- Gene Taylor

A quorum was declared with five members present.

IV. PLEDGE OF ALLEGIANCE

Mrs. Rigano welcomed everyone and invited everyone to join in the Pledge of Allegiance to the American Flag.

V. REORGANIZATION OF THE BOARD

A. Nomination of Board President – RESOLUTION #2017-01

The President Pro-Tempore requested nominations for President (Nominations do not require seconds).

Mr. Morrison nominates Mrs. Rigano.

ROLL CALL VOTE: (Please state the person you wish to vote for President)

ROLL CALL:	Ms. Arnold:	Abstain
	Mrs. Hunt:	Mrs. Rigano
	Mr. Morrison:	Mrs. Rigano
	Mrs. Rigano:	Mrs. Rigano
	Mr. Taylor:	Mrs. Rigano

Motion carried 4-0-1. Mrs. Rigano is elected Board President.

(Secret ballots would be a violation of the Sunshine Law. Law requires a majority vote of all members of the Board to elect an officer.)

B. Conduct an Election for Vice-President of the Board – RESOLUTION #2017-02

The President requested nomination for Vice-President (Nominations do not require seconds).

Mr. Taylor nominates Mr. Morrison / Ms. Arnold nominates Mrs. Hunt

ROLL CALL VOTE: (Please state the person you wish to vote for President)

ROLL CALL:	Ms. Arnold:	Mrs. Hunt
	Mrs. Hunt:	Mrs. Hunt
	Mr. Morrison:	Mr. Morrison
	Mrs. Rigano:	Mr. Morrison
	Mr. Taylor:	Mr. Morrison

Motion carried 3-2. Mr. Morrison is elected Board Vice-President.

C. Oath of Office-Newly Elected President – RESOLUTION #2017-03

Penny Rucker, Treasurer for Beavercreek City Schools, administered the oath of office to the newly-elected President who then presided over the meeting.

D. Oath of Office-Newly Elected Vice-President – RESOLUTION #2017-04

Penny Rucker, Treasurer for Beavercreek City Schools, administered the oath of office to the newly-elected Vice-President.

VI. APPROVAL OF THE AGENDA AS PRESENTED – RESOLUTION #2017-05

Ms. Arnold made a motion to consider the recommendation of the Superintendent and approved the agenda as presented.

Ms. Hunt seconded the motion.

ROLL CALL: Peg Arnold, aye; Krista Hunt, aye; Dennis Morrison, aye; Jo Ann Rigano, aye, Gene Taylor, aye.

Motion carried 5-0.

VII. TREASURER’S CONSENT AGENDA – RESOLUTION #2017-06

Mr. Morrison made a motion to consider the recommendation of the Treasurer and approved items A-F as follows:

- A. Authorize the Treasurer to Secure Tax Advances from the Greene and Montgomery County Auditors when available
- B. Authorize the Treasurer to Borrow Short-Term Funds as needed for Cash Flow Purposes
- C. Authorize the Treasurer to Make Necessary Fund-to-Fund Transfers/Advances and Report to the Board for the following month for approval
- D. Authorize the Treasurer to Invest Inactive Funds whenever Funds are available
- E. Authorize the Treasurer to Pay all Bills within the Limits of the Appropriation Resolution as Bills are received
- F. Approval of Dispensing with Reading of the Minutes

Mr. Taylor seconded the motion.

ROLL CALL: Dennis Morrison, aye; Gene Taylor, aye ; Krista Hunt, aye; Peg Arnold, aye; Jo Ann Rigano, aye.

Motion carried 5-0.

VIII. SUPERINTENDENT'S CONSENT AGENDA – RESOLUTION #2017-07

Ms. Arnold made a motion to consider the recommendation of the Superintendent and approved the recommendations, items A-J, as follows:

- A. Designate Greene County Dailies/Times Community Newspaper-Beavercreek News Current, as the Official Newspapers of the District
- B. Authorize the Superintendent or Designee to Approve Professional Meeting Requests within the Appropriations
- C. Authorize the Superintendent to Initiate and Approve Resolutions of Recognition on behalf of the Board for Students, Staff, and Community Members
- D. Authorize the Superintendent to Hire Staff Between Board Meetings
- E. Authorize the Superintendent to Accept Resignations Between Board Meetings
- F. Authorize Ms. Rucker CFO/Treasurer to Attend Public Records Training as The Board's Designee
- G. Authorize Superintendent or Designee to Act as Purchasing Agent for the District to Make Purchases of Supplies and/or Services within the Limits of the Appropriation Measure
- H. Renew OSBA Membership in the Legal Assistance Fund for Calendar Year 2017
- I. Renew OSBA Membership at the time it expires and Authorize Purchase of Publications for Board Members and Administrators
- J. Establish the Board Service Fund at the Maximum Allowed by Law, \$2.00 per student

Ms. Hunt seconded the motion.

ROLL CALL: Peg Arnold, aye; Krista Hunt, aye; Dennis Morrison, aye; Jo Ann Rigano, aye; Gene Taylor, aye.

Motion carried 5-0.

IX. NEW BUSINESS – RESOLUTION 2017-08

Ms. Hunt made a motion to consider the recommendation of the Superintendent to approve the new business item as presented.

- A. Set Date and Time for Board of Education Meeting

SEE NEXT PAGE(S)

Beavercreek City School District**Board of Education****2017 Meeting Schedule**

Board meetings are at 6:30 p.m. on the third Thursday of each month at the Board of Education Building, 3040 Kemp Road unless otherwise noted. The public is invited to attend.

Thursday, January 12, 2017	6:00 p.m.	Organizational Meeting
Thursday, January 12, 2017	6:15 p.m.	Tax Budget Hearing
Thursday, January 12, 2017	6:30 p.m.	Regular Meeting
Thursday, February 16, 2017	6:30 p.m.	Regular Meeting
Thursday, March 16, 2017	6:30 p.m.	Regular Meeting
Thursday, April 20, 2017	6:30 p.m.	Regular Meeting
Thursday, May 18, 2017	6:30 p.m.	Regular Meeting
Thursday, June 15, 2017	6:30 p.m.	Regular Meeting
Thursday, July 20, 2017	6:30 p.m.	Regular Meeting
Thursday, August 17, 2017	6:30 p.m.	Regular Meeting
Thursday, September 21, 2017	6:30 p.m.	Regular Meeting
Thursday, October 19, 2017	6:30 p.m.	Regular Meeting
Thursday, November 16, 2017	6:30 p.m.	Regular Meeting
Thursday, December 21, 2017	6:30 p.m.	Regular Meeting

Mr. Morrison seconded the motion.

ROLL CALL: Krista Hunt, aye; Dennis Morrison, aye; Peg Arnold, aye; Gene Taylor, aye; Jo Ann Rigano, aye.

Motion carried 5-0

X. ADJOURNMENT

There being no further business, Ms. Arnold moved to adjourn the meeting at 6:10 p.m. Mr. Taylor seconded the motion.

ROLL CALL: Peg Arnold, aye; Gene Taylor, aye; Krista Hunt, aye; Dennis Morrison, aye; Jo Ann Rigano, aye.

Motion carried 5-0.

We do hereby certify the above to be correct.

PRESIDENT

TREASURER

5

I. CALL TO ORDER

The Beavercreek Board of Education met on Thursday, January 12, 2017 at the Beavercreek Board/Administration Building for the annual tax budget hearing. Board President Mrs. Rigano called the meeting to order at 6:10 p.m.

II. ROLL CALL

The following members were present for the Board of Education:

Peg Arnold
Krista Hunt
Dennis Morrison
Jo Ann Rigano
Gene Taylor

A quorum was declared with five members present.

III. APPROVAL OF THE AGENDA AS PRESENTED – RESOLUTION #2017-09

Ms. Arnold made a motion to consider the recommendation of the Superintendent and approved the agenda as presented.

Mr. Taylor seconded the motion.

ROLL CALL: Gene Taylor, aye; Peg Arnold, aye; Krista Hunt, aye; Dennis Morrison, aye; Jo Ann Rigano, aye.

Motion carried 5-0.

IV. NEW BUSINESS – Resolution # 2017-10

A. Superintendent/Treasurer Recommend Approval of the Fiscal Year 2018 Tax Budget

Ms. Arnold made a motion to consider the recommendation of the Superintendent/Treasurer and approved the Fiscal Year 2018 Tax Budget as presented.

SEE NEXT PAGE

**BEAVERCREEK CITY SCHOOL DISTRICT
TAX BUDGET
STATEMENT OF FUND ACTIVITY - SCHEDULE 2
General Fund**

	Prior FY 2016 ACTUAL	Current FY 2017 ACTUAL	Budgeted FY Jul 1-Dec 31 2018 ESTIMATE	Budgeted FY Jan 1-Jun 30 2018 ESTIMATE	Budgeted FY TOTAL 2018 ESTIMATE	Next FY Jul 1-Dec 31 2019 ESTIMATE
BEGINNING FUND BALANCE - July 1	23,586,986	27,769,569	26,620,254	24,867,716	26,620,254	22,565,178
REVENUES:						
Property Taxes (Real, Personal, Trailer, H&R)	66,704,030	65,984,166	33,122,193	33,122,193	66,244,386	30,524,495
Income Tax						
Other Revenue (State, Federal, Other Local)	16,116,088	16,400,701	8,332,428	8,332,428	16,664,856	8,405,843
Sale of Notes/Bonds						
Advances/Transfers In	261,695	549,807	260,000	260,000	520,000	260,000
TOTAL REVENUES	83,081,813	82,934,674	41,714,621	41,714,621	83,429,242	39,190,338
TOTAL RESOURCES	106,668,799	110,704,243	68,334,875	66,582,337	110,049,496	61,755,515
EXPENDITURES:						
Personal Services	46,032,708	48,719,502	25,363,307	25,363,307	50,726,614	26,379,043
Employees Retirement and Insurance Benefits	18,464,886	19,781,992	10,626,976	10,626,976	21,253,951	11,409,170
Purchased Services	8,443,037	9,449,373	4,625,698	4,625,698	9,251,396	5,040,065
Supplies and Materials	1,966,915	2,134,153	1,080,638	1,080,638	2,161,276	1,101,611
Capital Outlay	209,010	163,062	81,531	81,531	163,062	81,531
Miscellaneous Objects	3,189,312	3,285,907	1,689,010	1,689,010	3,378,019	1,736,416
Other Uses of Funds	0	0	0	0	0	0
Advances/Transfers Out	593,362	550,000	0	550,000	550,000	275,000
TOTAL EXPENDITURES	78,899,230	84,083,989	43,467,159	44,017,159	87,484,318	46,022,835
ENDING FUND BALANCE - June 30	27,769,569	26,620,254	24,867,716	22,565,178	22,565,178	15,732,680
Encumbrances	684,424	600,000	300,000	300,000	600,000	300,000
ENDING UNENCUMB. FUND BALANCE - June 30	27,085,145	26,020,254	24,567,716	22,265,178	21,965,178	15,432,680

**BEAVERCREEK CITY SCHOOL DISTRICT
TAX BUDGET
STATEMENT OF FUND ACTIVITY - SCHEDULE 2
Bond Retirement Fund - 1995 Bond Issue (002-0000)**

	Prior FY 2016 ACTUAL	Current FY 2017 ACTUAL	Budgeted FY Jul 1-Dec 31 2018 ESTIMATE	Budgeted FY Jan 1-Jun 30 2018 ESTIMATE	Budgeted FY TOTAL 2018 ESTIMATE	Next FY Jul 1-Dec 31 2019 ESTIMATE
BEGINNING FUND BALANCE - July 1	2,018,670	2,269,204	2,330,273	904,223	2,330,273	2,272,973
REVENUES:						
Property Taxes (Real, Personal, Trailer, H&R)	3,361,756	3,218,869	1,600,000	1,600,000	3,200,000	1,600,000
Income Tax	0	0	0	0	0	0
Other Revenue (State, Federal, Other Local)	66,259	66,000	33,000	33,000	66,000	33,000
Sale of Notes/Bonds	0	0	0	0	0	0
Advances/Transfers In	0	0	0	0	0	0
TOTAL REVENUES	3,428,015	3,284,869	1,633,000	1,633,000	3,266,000	1,633,000
TOTAL RESOURCES	5,446,685	5,554,073	3,963,273	2,537,223	5,596,273	3,905,973
EXPENDITURES:						
Property Tax Collection Fees	21,601	21,500	10,750	10,750	21,500	10,750
Principal Payment on Bonds	2,360,000	2,535,000	2,740,000	0	2,740,000	3,105,000
Interest Payment on Bonds	795,880	667,300	308,300	253,500	561,800	253,500
TOTAL EXPENDITURES	3,177,481	3,223,800	3,059,050	264,250	3,323,300	3,369,250
ENDING FUND BALANCE - June 30	2,269,204	2,330,273	904,223	2,272,973	2,272,973	536,723
Encumbrances	0	0	0	0	0	0
ENDING UNENCUMB. FUND BALANCE - June 30	2,269,204	2,330,273	904,223	2,272,973	2,272,973	536,723

**BEAVERCREEK CITY SCHOOL DISTRICT
TAX BUDGET
STATEMENT OF FUND ACTIVITY - SCHEDULE 2
Bond Retirement Fund - 2008 Bond Issue (002-9008)**

	Prior FY 2016 ACTUAL	Current FY 2017 ACTUAL	Budgeted FY Jul 1-Dec 31 2018 ESTIMATE	Budgeted FY Jan 1-Jun 30 2018 ESTIMATE	Budgeted FY TOTAL 2018 ESTIMATE	Next FY Jul 1-Dec 31 2019 ESTIMATE
BEGINNING FUND BALANCE - July 1	2,995,577	2,330,526	1,955,901	865,314	1,955,901	1,551,351
REVENUES:						
Property Taxes (Real, Personal, Trailer, H&R)	4,639,367	4,250,000	2,125,000	2,125,000	4,250,000	2,125,000
Income Tax	0	0	0	0	0	0
Other Revenue (State, Federal, Other Local)	0	0	0	0	0	0
Sale of Notes/Bonds	0	0	0	0	0	0
Advances/Transfers In	0	0	0	0	0	0
TOTAL REVENUES	4,639,367	4,250,000	2,125,000	2,125,000	4,250,000	2,125,000
TOTAL RESOURCES	7,634,943	6,580,526	4,080,901	2,990,314	6,205,901	3,676,351
EXPENDITURES:						
Property Tax Collection Fees	27,192	31,000	15,500	15,500	31,000	15,500
Principal Payment on Bonds	2,310,000	1,670,000	1,750,000	0	1,750,000	2,205,000
Interest Payment on Bonds	2,967,225	2,923,625	1,450,088	1,423,463	2,873,550	1,423,463
TOTAL EXPENDITURES	5,304,417	4,624,625	3,215,588	1,438,963	4,654,550	3,643,963
ENDING FUND BALANCE - June 30	2,330,526	1,955,901	865,314	1,551,351	1,551,351	32,389
Encumbrances	0	0	0	0	0	0
ENDING UNENCUMB. FUND BALANCE - June 30	2,330,526	1,955,901	865,314	1,551,351	1,551,351	32,389

**BEAVERCREEK CITY SCHOOL DISTRICT
TAX BUDGET
STATEMENT OF FUND ACTIVITY - SCHEDULE 2
Permanent Improvement Fund**

	Prior FY 2016 ACTUAL	Current FY 2017 ACTUAL	Budgeted FY Jul 1-Dec 31 2018 ESTIMATE	Budgeted FY Jan 1-Jun 30 2018 ESTIMATE	Budgeted FY TOTAL 2018 ESTIMATE	Next FY Jul 1-Dec 31 2019 ESTIMATE
BEGINNING FUND BALANCE - July 1	6,834,817	4,524,026	3,219,026	2,690,526	3,219,026	2,162,026
REVENUES:						
Property Taxes (Real, Personal, Trailer, H&R)	2,620,494	2,700,000	1,350,000	1,350,000	2,700,000	1,350,000
Income Tax	0	0	0	0	0	0
Other Revenue (State, Federal, Other Local)	78,000	60,000	30,000	30,000	60,000	30,000
Sale of Notes/Bonds	0	0	0	0	0	0
Advances/Transfers In	64,324	0	0	0	0	0
TOTAL REVENUES	2,762,818	2,760,000	1,380,000	1,380,000	2,760,000	1,380,000
TOTAL RESOURCES	9,597,634	7,284,026	4,599,026	4,070,526	5,979,026	3,542,026
EXPENDITURES:						
Purchased Services	312,942	350,000	150,000	150,000	300,000	150,000
Supplies and Materials	1,090,932	1,600,000	500,000	500,000	1,000,000	500,000
Capital Outlay	3,589,227	2,100,000	1,250,000	1,250,000	2,500,000	1,250,000
Miscellaneous Objects	16,183	15,000	8,500	8,500	17,000	8,500
Other Uses of Funds	0	0	0	0	0	0
Advances/Transfers Out	64,324	0	0	0	0	0
TOTAL EXPENDITURES	5,073,609	4,065,000	1,908,500	1,908,500	3,817,000	1,908,500
ENDING FUND BALANCE - June 30	4,524,026	3,219,026	2,690,526	2,162,026	2,162,026	1,633,526
Encumbrances	921,064	900,000	450,000	450,000	900,000	500,000
ENDING UNENCUMB. FUND BALANCE - June 30	3,602,962	2,319,026	2,240,526	1,712,026	1,262,026	1,133,526

Mr. Morrison seconded the motion.

ROLL CALL: Peg Arnold, aye; Dennis Morrison, aye; Krista Hunt, aye; Jo Ann Rigano aye; Gene Taylor, aye.

Motion carried 5-0.

V. ADJOURNMENT

There being no further business, Ms. Arnold moved to adjourn the meeting at 6:14 p.m. Ms. Hunt seconded the motion.

ROLL CALL: Peg Arnold, aye; Krista Hunt, aye; Dennis Morrison, aye; Jo Ann Rigano, aye; Gene Taylor, aye.

Motion carried 5-0.

We do hereby certify the above correct.

PRESIDENT

TREASURER

I. CALL TO ORDER

The Beavercreek Board of Education met in regular session on Thursday, January 12, 2017 at the Board of Education/Administration building. Board President, Ms. Rigano, called the meeting to order at 6:30 p.m. welcoming everyone.

II. ROLL CALL

The following members were present for the Board of Education:

Peg Arnold
Krista Hunt
Dennis Morrison
Jo Ann Rigano
Gene Taylor

A quorum was declared with five members present.

III. PRESENTATIONS

A. School Spotlight – Ankeney Middle School – Mr. Dale Wren, Principal AMS


SEE NEXT PAGE(S)

Ankeney Middle School

BOE Presentation

January 2017

Home of the Chargers



Building a Positive Environment

- PBIS (Positive Behavior Intervention and Support)
- Olweus Anti-Bullying Program
- Character Education
- WEB (Where Everyone Belongs) Leaders
- Teacher Aides


Olweus Anti-Bullying Program

- Monthly Group Discussions during Charger Period
- Follow-Up Activities




Character Education

- Monthly Activities completed during Charger Period
- Monthly Visits with BHS Students
- Service Projects



PBIS Program

- Weekly Charger
Period
- Charger Store
- Charger Stamps
- Postcards



Web Leaders

- 6th Grade Orientation
- New Student Tours
- Games/Activities with 6th Graders
- Assist where needed




The upcoming School Spotlights are as follows:

- February 16, 2017 – Coy Middle School
- March 16, 2017 – Parkwood Elementary School
- April 20, 2017 – Main Elementary School
- May 18, 2017 – Shaw Elementary School


B. Program of Study/Math COS – Mr. Jason Enix, Assistant Superintendent

SEE NEXT PAGE(S)




PROGRAM OF STUDIES 2017-2018

BOARD OF EDUCATION MEETING
JANUARY 12, 2017



FIRST SEMESTER PROCESS

- REVIEW AND REVISION OF CURRENT PROGRAMMING
- MATH COURSE OF STUDIES MEETINGS/ADOPTION
- DEPARTMENT CHAIRS FACILITATING COURSE DESCRIPTION REVISION
- MIDDLE SCHOOL RESTRUCTURING EFFORTS
- CREATION AND SUBMISSION OF UPDATED PROGRAMMING DOCUMENTS – PREPARING FOR COURSE REGISTRATION



BEAVERCREEK HIGH SCHOOL – KEY UPDATES

- PAGE 6 - UPDATED TESTING INFORMATION FOR END OF COURSE EXAMS
- PAGE 12-14 - NEW COLLEGE CREDIT PLUS COURSEWORK OFFERED AT BHS FOR THE FIRST TIME
- PAGE 21 - ADDED PRINTMAKING COURSE; OMITTED LAST YEAR IN ERROR
- PAGE 25-33 - ENGLISH COURSE TITLES UPDATED TO REFLECT HONORS AND SCHOLARSHIP QUALIFICATIONS; CLARIFYING LANGUAGE ADDED.

*NOTE: THIS IS THE FIRST YEAR FOR 9-12 ELA REVISIONS MADE IN A MID-CYCLE COURSE OF STUDY PROCESS LAST YEAR. K-12 ELA COS WILL BEGIN THIS SPRING. THE 9-12 PROGRAMMING AND FIRST YEAR IMPLEMENTATION DATA WILL BE REVIEWED DURING THIS PROCESS.

BEAVERCREEK HIGH SCHOOL - KEY UPDATES

- PAGE 39-43: MAIN COS CHANGES EXPLAINED FURTHER IN PREPARATION
- PAGE 44-45: MINOR COURSE NAMES CHANGED IN MUSIC (FRESHMAN CHOR & TREBLE CHOR - GRADES 9 AND 10); MIXED CHOR REMOVED
- PAGE 47-48: ALL PE COURSES AT MAIN CAMPUS REMOVED, REPLACED WITH OUTDOOR EDUCATION, TEAM SPORTS, LIFETIME RECREATIONAL ACTIVITIES, WEIGHT TRAINING, AND SPORTS MEDICINE
- PAGE 49-53: SCIENCE HAVE CHANGES FROM ADVANCED AND PRE-AP BACK TO HONORS AND SCHOLARSHIP; NO DESCRIPTION CHANGES
- PG. 54-59: HONORS ADDED TO HISTORY/TREK; NEW COURSE ADDED CALLED LAW AND SOCIETY FOR GRADES 11-12

BEAVERCREEK HIGH SCHOOL - KEY UPDATES

- MINOR CHANGES ARE EXPECTED AS THE DOCUMENT BECOMES FINALIZED, BUT NOT FUNDAMENTALLY CHANGING CONTENT:
- GOVERNMENT SHIFTING TO JUNIOR YEAR FOR END OF COURSE EXAM COMPLETION
 - MUSIC CHANGE FROM 9-12 TO 11-12 ONLY
 - BUSINESS COURSE DESCRIPTION CHANGE TO REFLECT ADDITION OF MICROSOFT 365 AND/OR GOOGLE APPS FOR EDUCATION, DEPENDING ON DISTRICT PREFERENCE

ANKENEY AND COY - KEY MIDDLE SCHOOL UPDATES

- ENCORE STRUCTURE - REQUIRED SEMESTER CLASSES AT EACH GRADE LEVEL
- ELECTIVE STRUCTURE - YEAR/SEMESTER COURSES
- CAREER TECH - ODE COMPLIANCE IN PARTNERSHIP WITH GREENE COUNTY CAREER CENTER
- STUDY HALL AS AN ELECTIVE, NOT REQUIRED
- UPDATED COURSE DESCRIPTION PER DEPARTMENT RECOMMENDATIONS
- MATH COURSE OF STUDY - UPDATED AND REVISED COURSES/DESCRIPTIONS

UPDATED COURSE DESCRIPTIONS

- MANY DEPARTMENTS REVISED THEIR COURSE DESCRIPTIONS TO REFLECT STANDARDS/CONTENT UPDATES
- ENCORE/ELECTIVE COURSES ADJUSTED DESCRIPTIONS TO REFLECT CHANGE TO SEMESTERS FROM QUARTERS
- BRIEF SYNOPSIS OF THE COURSES OFFERED FOR STUDENTS AND FAMILIES TO MAKE DECISIONS
- 45 SECOND-1 MINUTE COMMERCIALS BEING DEVELOPED FOR ENCORE/ELECTIVE COURSES; WILL BE PLACED ONLINE FOR VIEWING RATHER THAN A DISPLAYED AT PARENT MEETINGS

REQUIRED ENCORE COURSES

- 6TH GRADE – HEALTH AND DIGITAL MEDIA/TECH LITERACY
- 7TH GRADE – ART AND PHYSICAL EDUCATION
- 8TH GRADE – DESIGN THINKING AND AUTOMATION AND ROBOTICS/FLIGHT AND SPACE
- SEMESTER COURSES PROVIDE TIME FOR IN-DEPTH WORK IN EACH TOPIC
- WELL-ROUNDED SURVEY OF EXPLORATORY COURSES THAT ALL BCS MIDDLE SCHOOL STUDENTS WILL COMPLETE AS PART OF THEIR MIDDLE SCHOOL CAREER

ELECTIVE COURSES

<p><u>YEAR-LONG COURSES</u></p> <p>BAND</p> <p>CHOIR</p> <p>STUDY HALL</p> <p>FOREIGN LANGUAGE (SPANISH, FRENCH, GERMAN – 8TH GRADE ONLY)</p>	<p><u>SEMESTER COURSES</u></p> <p>ART (6TH AND 8TH ONLY)</p> <p>APP DESIGN AND DEVELOPMENT (7TH/8TH ONLY – PLTW/GCCC)</p> <p>ELA LEARNING LAB</p> <p>EXPLORATORY FOREIGN LANGUAGE</p> <p>MOVIES AND NOVELS</p> <p>READINGS FOR ENJOYMENT 1 & 2</p> <p>SCHOOL NEWSPAPER AND LITERARY MAGAZINE</p> <p>PUBLIC SPEAKING AND DEBATE</p> <p>FITNESS FOR LIFE</p>
---	--

STUDY HALL - ELECTIVE COURSE

- CURRENTLY ALL STUDENTS ARE REQUIRED TO BE IN STUDY HALL
- FOR 2017-2018, STUDENTS WILL BE ABLE TO SELECT A SEMESTER OR FULL YEAR OF STUDY HALL
- RECOMMENDED FOR MOTIVATED AND SELF-DISCIPLINED STUDENTS FOR COMPLETING WORK AND STUDY
- PROVIDES STUDENTS THE OPTION OF STUDY HALL OR ADDITIONAL ELECTIVE COURSES

PROJECT LEAD THE WAY - GREENE COUNTY CAREER CENTER

- CURRENTLY, THE DISTRICT DOES NOT MEET ODE REQUIREMENTS FOR CAREER TECH PROGRAMMING
- DEVELOPING PARTNERSHIP WITH GCCC TO PROVIDE CONTENT/COURSEWORK TO MEET REQUIREMENTS
- 8TH GRADE STUDENTS - REQUIRED ENCORE CLASS
- 7TH AND 8TH GRADE STUDENTS - ELECTIVE OPTION
- PRESENTATION ON SPECIFIC DETAILS IMMEDIATELY FOLLOWING

MATH COURSE OF STUDY

- KEY FOCUS: PATHWAY FOR ALL STUDENTS TO REACH ALGEBRA II BY THE END OF JUNIOR YEAR
- RATIONALE: ADDITIONAL OPPORTUNITIES TO EARN CREDITS AND SUCCESSFULLY COMPLETE END OF COURSE EXAMS
- KEY FOCUS: COURSE ARTICULATION REFLECTING COURSES NEEDED BY GRADE ACCELERATED STUDENTS, IDENTIFIED GIFTED/SUBJECT SPECIFIC, AND HIGH ACHIEVING STUDENTS
- RESULT: COURSES ACCELERATING CONTENT FOR THOSE STUDENTS AND PREPARE FOR HIGHER LEVEL COURSES IN MIDDLE SCHOOL/HIGH SCHOOL
- SEE DIAGRAM

TEXTBOOK ADOPTIONS

ELEMENTARY - MATH IN FOCUS

- CONTINUATION OF CURRENT PROGRAM
- PROFESSIONAL DEVELOPMENT - 2 FULL DAYS FOR ALL K-5 STAFF
- BUILDING PRINCIPALS BEING TRAINED
- UTILIZING DISTRICT PD DAYS FOR 1.5 DAYS

MIDDLE SCHOOL - BIG IDEAS

- NEW PROGRAM SUITED TO MULTIPLE GRADE LEVEL STANDARDS - FITS WITH NEW COURSE ARTICULATION
- PROFESSIONAL DEVELOPMENT - 2 DAYS (DISTRICT PD DAYS)

PLACEMENT REVISIONS - CONDENSED

- UTILIZING COMBINATION OF DATA AND TEACHER RECOMMENDATIONS TO PLACE STUDENTS:
 - CLASSROOM PERFORMANCE
 - MAP DATA - PERCENTILE RANKING
 - MAP CATEGORIES - ABOVE AVERAGE IN ALL
 - TEACHER RECOMMENDATION BASED ON NON-MEASURABLES
- **FORMAL GRADE ACCELERATION PROCESS USED FOR HIGHEST PLACEMENT - MAY NOT WAIVE INTO THESE COURSES

COURSE OF STUDY PROCESS

PREVIOUS PROCESS

- ALL COMENT STAFF MEMBERS INVOLVED
- EXAMPLE: ALL 4TH GRADE TEACHERS HAD UP TO FOUR RELEASE DAYS DURING THE YEAR
- THIS WAS REPEATED AT EACH ELEMENTARY GRADE LEVEL AND MS/HS DEPARTMENTS
- FULL YEAR TO COMPLETE DECISION MAKING AND WRITING DECISIONS
- 40% RELEASE DURING THE YEAR
- 40% RELEASE DURING THE YEAR

NEW PROCESS

- IDENTIFY GRADE LEVEL REPRESENTATIVES FROM EACH BUILDING
- SCHEDULE MONTHLY HALF-DAY MEETINGS TO IDENTIFY FOCUS AREAS, DEVELOP COURSE ARTICULATION, AND EXAMINE MATERIALS
- DEVELOP TEACHER LEADERSHIP TO SHARE PERFORMANCE AND GATHER STAFF FEEDBACK FROM BUILDINGS
- SHORTEN THE TIME FRAME TO MAKE DECISIONS
- ENGAGE A LARGER NUMBER TO SUPPORT MASTER SCHEDULING PROCESS
- 20% RELEASE DURING THE YEAR
- 20% RELEASE DURING THE YEAR

FINANCIAL CONSIDERATIONS


<p><u>ELEMENTARY - MATH IN FOCUS</u></p> <ul style="list-style-type: none"> • ORDER PLACED LATE DECEMBER • PRODUCT/SHIPPING SAVINGS = \$84,907 	<p><u>MIDDLE SCHOOL - BIG IDEAS</u></p> <ul style="list-style-type: none"> • ORDER PLACED LATE DECEMBER • PRODUCT/SHIPPING SAVINGS = \$35,590
--	---

Total Savings (including FF/Costs) = \$120,497
 (Note: 50% of total saved by the vendor)

26

- C. Greene County Career Center - Project Lead the Way – Dr. Dave Deskins, Superintendent and Ryan McCoart, Supervisor of Satellite Operations

SEE NEXT PAGE(S)



Beavercreek City Schools



Greene County Career Center

BUILDING A PROJECT LEAD THE WAY ENGINEERING PATHWAY

TOGETHER IS BETTER

- Thanks for Board Service (Board Member Appreciation Month)
- Why this relationship is possible
- What is a Career and Technical Planning District?
- Why the timing of this partnership is good for Beavercreek students and the Career Center students-upcoming Aerospace Initiative.
- Update on discussions with School Facilities/legislators/next steps
- How this partnership developed

SMALL GLIMPSE AT ENDLESS CREATIVITY

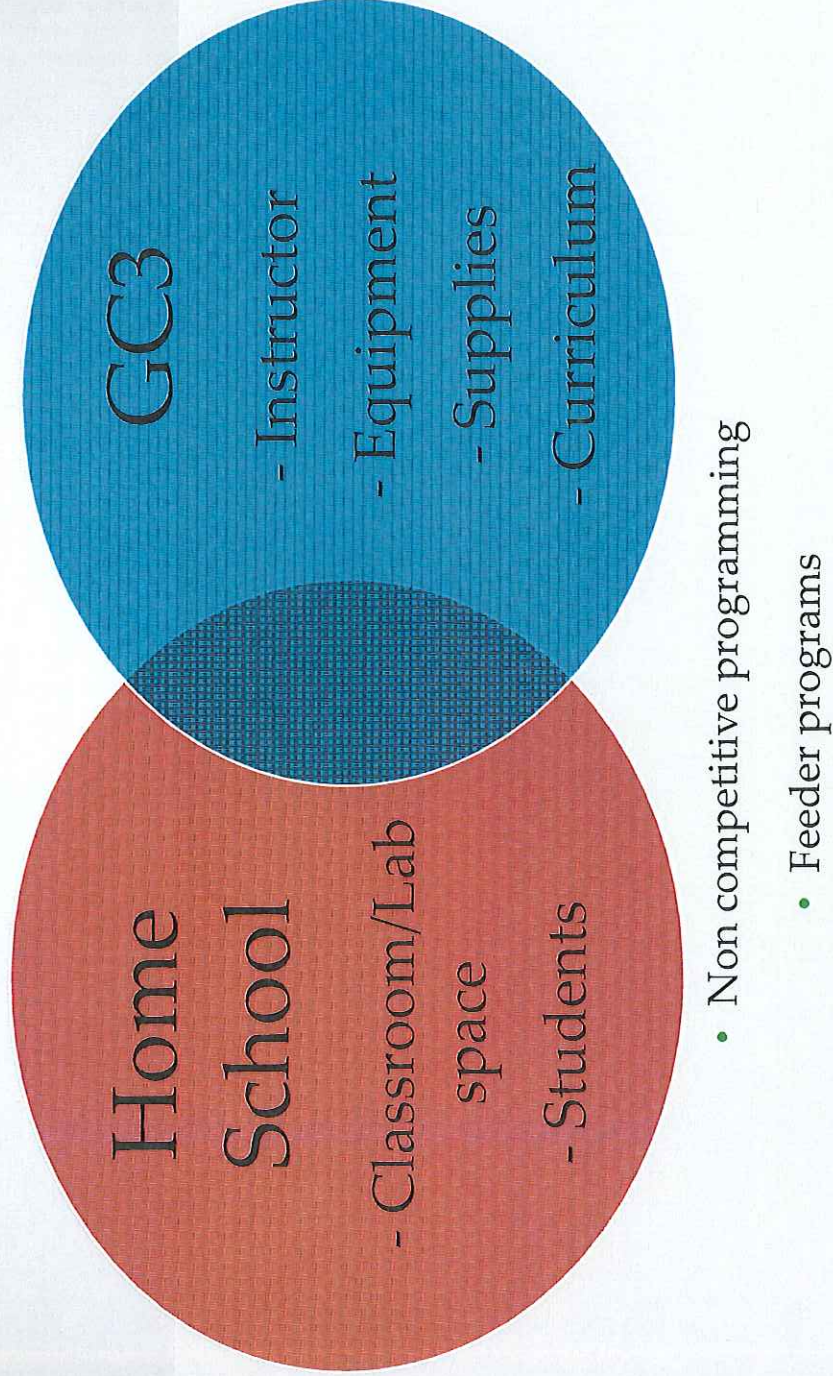
- Visual's for all of you to take away tonight!
- These are very small examples of the kinds of things Beavercreek students will be creating, designing and producing.....remember this is beginning at the middle grades!
- The creativity that students will experience is going to excite each of you AND each of them!
- What you can expect and Mr. McCoart's charge for your district.


Greene County Career Center

SATELLITE PROGRAMMING

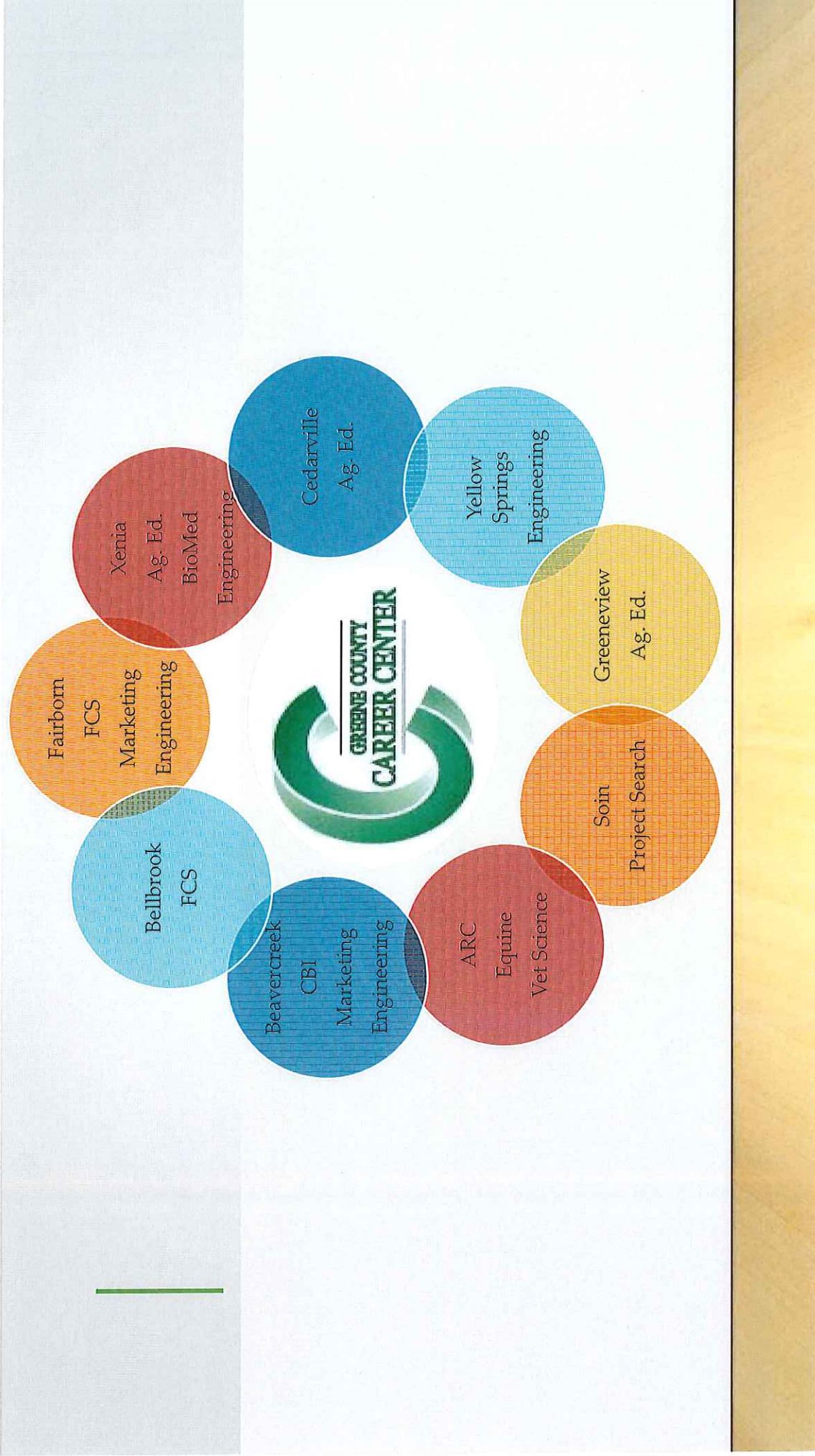


What are satellites?





- 1800+ students
- 19 instructors
- CTE at Middle Schools
- 11 facilities



Goals

- Improve customer service at home schools
- Help support our satellite instructors at a higher level
- Educate home schools about career tech
- Better align current programming to offer pathway opportunities for students – required by ODE and CTPD
- Increase the opportunities for middle school and high school students throughout Greene County to have Career Tech access



- 1 - 7th grade instructor
- 1 - 8th grade instructor
- 7th grade
 - Computer Science for Innovators and Makers
 - App Creators
- 8th grade
 - Flight and Space
 - Automation and Robotics



- 1 - 7th grade instructor
- 1 - 8th grade instructor
- 7th grade
 - Computer Science for Innovators and Makers
 - App Creators
- 8th grade
 - Flight and Space
 - Automation and Robotics

What you will see...

- 3D printers, Laser Engravers, Flight Simulators, Wind Tunnels, Rockets, Model Planes, 3D Scanners, Robots, App's, Physical Computing Projects
- Non-traditional classroom environment
- PLTW Curriculum
- 5 year implementation
 - Year 1 = MS
 - Years 2 - 5 = HS



QUESTIONS?

- Dave Deskins, Superintendent, Greene County Career Center
 - dskins@greeneccc.com
 - 937-372-6941
- Ryan McCoart, Supervisor of Satellite Operations, Greene County Career Center
 - rmccoart@greeneccc.com
 - 937-372-6941

IV. APPROVAL OF AGENDA AS PRESENTED – RESOLUTION #2017- 11

Ms. Hunt made a motion to approve the agenda as presented.

Ms. Arnold seconded the motion.

ROLL CALL: Krista Hunt, aye; Peg Arnold, aye; Dennis Morrison, aye; Gene Taylor, aye; Jo Ann Rigano; aye.

Motion carried 5-0

V. QUESTIONS AND/OR COMMENTS FROM THE PUBLIC

None

VI. APPROVAL OF MEETINGS HELD – RESOLUTION #2017-12

Mr. Morrison made a motion to approve the minutes for the meetings held in December 2016 as presented.

- A. Minutes for December 2016 Board of Education Meetings
December 13, 2016 Regular Meeting

Ms. Hunt seconded the motion.

ROLL CALL: Dennis Morrison, aye; Krista Hunt, aye; Peg Arnold, aye; Gene Taylor, aye; Jo Ann Rigano; aye.

Motion carried 5-0

VII. FINANCIAL REPORTS REQUEST – RESOLUTION #2017-13

Ms. Arnold made a motion to consider the recommendation of the Treasurer to approve the November 2016 financial reports.

- A. Resolution to Accept the Amounts and Tax Rates for the Tax Year 2016/Collection Year 2017 as Determined by Montgomery County Budget Commission. (Bond Levy and Emergency Levy Rates)

SEE NEXT PAGE(S)

TE050008
12:58:49
DTE515
84

PAGE

COMPOSITE REDUCTION FACTOR REPORT FOR THE TAX YEAR 2016

COUNTY MONTGOMERY COUNTY NUMBER 57

TAXING DISTRICT NUMBER: 00348
TAXING DISTRICT: RIVERSIDE CITY-BEAVERCREEK LSD

LEVY YEAR / DESCRIPTION	TAX RATE	-----RES/AG CLASS-----		-----NON-RES/AG (OTHER)-----		CLASS	ROLL BACK
		REDUCTION FACTOR	COMPOSITE EFFECTIVE RATE	REDUCTION FACTOR	COMPOSITE EFFECTIVE RATE		
MONTGOMERY COUNTY							
UNIT # 10570		XXXXXX	1.700000	XXXXXX	1.700000	Y	
GENERAL FUND	1.700	XXXXXX	.311142	XXXXXX	.513685	Y	
1977 MENTAL HEALTH & RETARDATION	1.000	XXXXXX	7.210000	XXXXXX	7.165124	Y	
2007 HUMAN SERVICES	7.210	XXXXXX	1.800000	XXXXXX	1.788796	Y	
2009 FIVE RIVER METRO PARKS	1.800	XXXXXX	6.030000	XXXXXX	5.992469	Y	
2010 HUMAN SERVICES	6.030	XXXXXX	1.000000	XXXXXX	.993776	N	
2014 HUMAN SERVICES	1.000	XXXXXX	18.051142	XXXXXX	18.153850		
SUB TOTAL	18.740		0.036759		0.031279		
BEAVERCREEK CSD							
UNIT # 20320		XXXXXX	4.600000	XXXXXX	4.600000	Y	
GENERAL FUND	4.600	XXXXXX	1.000000	XXXXXX	1.000000	Y	
PERMANENT IMPROVEMENT	1.000	XXXXXX	13.898776	XXXXXX	12.984669	Y	
1976 CURRENT EXPENSE	22.200	XXXXXX	2.722600	XXXXXX	2.441592	Y	
1982 CURRENT EXPENSE	4.000	XXXXXX	.479541	XXXXXX	.442857	Y	
1989 PERMANENT IMPROVEMENT	1.000	XXXXXX	1.920000	XXXXXX	1.920000	Y	
1995 BOND (\$42,000,000)	1.920	XXXXXX	2.720000	XXXXXX	2.720000	Y	
2008 BOND (\$84,000,000)	2.720	XXXXXX	10.400000	XXXXXX	10.400000	Y	
2011 EMERGENCY (\$18,517,600)	10.400	XXXXXX	6.000000	XXXXXX	6.000000	N	
2013 EMERGENCY (\$10,400,000)	6.000	XXXXXX	43.740917	XXXXXX	42.509118		
SUB TOTAL	53.840		0.187576		0.210455		
GREENE COUNTY JVS							
UNIT # 30170		XXXXXX	.464536	XXXXXX	.472582	Y	
GENERAL FUND	0.600	XXXXXX	.464536	XXXXXX	.472582	Y	
1976 CURRENT EXPENSE	0.600	XXXXXX	1.172920	XXXXXX	1.191648	Y	
1976 CURRENT EXPENSE	1.500	XXXXXX	.553744	XXXXXX	.644241	Y	
1980 CURRENT EXPENSE	0.750	XXXXXX	2.655736	XXXXXX	2.781053	Y	
1997 PERMANENT IMPROVEMENT	3.450	XXXXXX	.240000	XXXXXX	.240000	Y	
SUB TOTAL	3.450		1.260000		1.260000	Y	
RIVERSIDE CITY							
UNIT # 57160		XXXXXX	.174669	XXXXXX	.309066	Y	
GENERAL FUND	0.240	XXXXXX	.310910	XXXXXX	.550138	Y	
GENERAL FUND	1.260	XXXXXX	.395953	XXXXXX	.663645	Y	
1976 FIRE	0.500	XXXXXX	.866292	XXXXXX	1.326621	Y	
1976 FIRE	0.890	XXXXXX	.704815	XXXXXX	.981648	Y	
1979 AMBULANCE	1.000	XXXXXX	4.950000	XXXXXX	4.950000	Y	
1985 FIRE	1.500	XXXXXX	8.902639	XXXXXX	10.281118	Y	
1985 FIRE	1.000	XXXXXX	1.750000	XXXXXX	1.739895	Y	
2009 POLICE, AMBL & E.M.S.	4.950	XXXXXX	0.000000	XXXXXX	0.000000	Y	
SUB TOTAL	11.340		0.214935		0.093376		
DAYTON METRO LIBRARY							
UNIT # 61074		XXXXXX	1.750000	XXXXXX	1.739895	Y	
2009 CURRENT EXPENSE	1.750	XXXXXX	0.000000	XXXXXX	0.000000	Y	

40

B. December 2016 Financial Reports/Amended Certificate of the FY17 Estimated Resources and Appropriations

SEE NEXT PAGE(S)

Beavercreek City Schools
Monthly Analysis of Revenues and Expenses
December - Fiscal Year 2017

	Monthly Estimate	Monthly Actual	Monthly Difference	Year to Date Estimate	Year to Date Actual	Year to Date Difference
Beginning Cash Balance	32,143,809	32,163,537	19,728	27,769,569	27,769,569	0

Receipts:

	Monthly Estimate	Monthly Actual	Monthly Difference	Year to Date Estimate	Year to Date Actual	Year to Date Difference	% of Total
From Local Sources							
Real Estate Tax	0	0	0	27,301,090	27,131,564	-169,526	67.74%
Personal Tangible	0	0	0	873,781	843,348	-30,433	2.11%
Proceeds from Sale of Notes	0	0	0	0	0	0	0.00%
Other Local	279,434	473,058	193,624	1,676,604	1,477,677	-198,927	3.69%
From State Sources							
Foundation Program	1,117,532	1,105,519	-12,013	6,705,189	6,848,235	143,046	17.10%
Rollback and Homestead/TPP Reimb	322,427	0	-322,427	3,364,192	3,219,160	-145,032	8.04%
From Federal Sources							
Public Law 874	0	0	0	0	0	0	0.00%
Other Federal	0	0	0	0	0	0	0.00%
Non-Operating Receipts	0	555	555	287,467	530,832	243,365	1.33%
Total Receipts	1,719,393	1,579,132	-140,261	40,208,323	40,050,816	-157,507	100.00%
Receipts Plus Cash Balance	33,863,201	33,742,669	-120,532	67,977,892	67,820,385	-157,507	-0.39%


Expenses

Salaries and Wages	5,629,941	5,710,995	81,054	25,473,056	25,133,590	-339,466	58.55%
Fringe Benefits	1,914,180	1,998,902	84,722	9,609,612	9,807,334	197,722	22.85%
Purchased Services	710,000	633,979	-76,021	4,780,692	4,965,833	185,141	11.57%
Materials, Supplies and Books	210,763	179,963	-30,800	1,264,577	1,281,965	17,389	2.99%
Capital Outlay	13,589	66,809	53,221	81,531	135,371	53,840	0.32%
Repayment of Debt	0	0	0	0	0	0	0.00%
Other Non-Operating Expenditures	0	0	0	0	0	0	0.00%
Other (Governmental Expenditures)	276,739	258,507	-18,232	1,660,434	1,602,778	-57,656	3.73%
Total Expenditures	8,755,211	8,849,155	93,944	42,869,902	42,926,871	56,969	0.13%
Ending Cash Balance	25,107,990	24,893,514	-214,476	25,107,990	24,893,514	-214,476	100.00%

Months elapsed in FY	6
Total Projected Expenditures	\$84,069,799
Spent to Date	\$42,926,871
% Spent	51.06%
% of FY Elapsed	50.00%

Beavercreek City Schools
Monthly Financial Reports – December 2016

Financial Re-Cap for:
 Board of Education Meeting
 January 13, 2017




Executive Summary – Financial Reporting
For the Month of December 2016
Overview

✓ This report is based on the Five Year Forecast that was approved by the Board of Education in October 2016. As the Forecast is transitioned into budgets for the district, we will be monitoring our expenditure levels reflected in the financial reports.

✓ We project the amounts monthly for budget purposes and monitor monthly activity against those projections to determine if we are in alignment with the projected expenditures. As we proceed throughout the year, we will see if our projections hold and we will update our forecast accordingly.

✓ Currently, we are spending in alignment with our forecast as we start the fiscal year.




Executive Summary – Financial Reporting
For the Month of December 2016
Overview

✓ The following slides will present the Revenue and Expenditure line items that correspond to the Monthly Analysis of Revenues and Expenditures – the monthly report I have included in your board packet.


✓ Each month we will look at:

- ❖ Month-To-Date: Budget vs. Actual Revenues and Expenditures
- ❖ Fiscal-To-Date: Budget vs. Actual Revenues and Expenditures




Executive Summary – Financial Reporting
For the Month of December 2016
Local Receipts

- ✓ Real Estate Taxes collected fiscal year-to-date total \$27,131,564 which is in alignment with fiscal year projected receipts.
- ✓ Our current tax base is stable and growing steady. This is showing recovery from the recessionary impacts in the last few years.
- ✓ We are anticipating to ask for new levy money in probably 2018 for collection in 2019 per our five year forecast...stay tuned. It does depend largely on how the state funds our district in the next couple of years on how well we are able to "make ends meet" with what we have already in place.
- ✓ It will also depend on how much housing growth we see in the next couple of years and if we are adding students.




Executive Summary – Financial Reporting
For the Month of December 2016
Receipts

	Monthly Estimate	Monthly Actual	Monthly Difference
Real Estate Tax	\$0	\$219	\$0
	Year to Date Estimate	Year to Date Actual	Year to Date Difference
	\$27,301,090	\$27,131,564	-\$169,526




Executive Summary – Financial Reporting
For the Month of December 2016
State Funding Receipts

- ✓ State Foundation funding of \$1,105,519 was collected this month. To date, we are \$143,046 (or 2%) over projections on our collections. (We will continue see adjustments to our state funding due to the biennium budget changes and as a reflection of our new school year's enrollment, along with other state variables like our property wealth in relation to the wealth of other districts and our personal income in relation to other districts. The state uses these types of variables to determine a State Share Index (SSI).)
- ✓ We will continue to monitor these changes in funding closely. We have updated our Five Year Forecast to reflect the additional funds to date.




Executive Summary – Financial Reporting
For the Month of December 2016
Receipts

	Monthly Estimate	Monthly Actual	Monthly Difference
State Foundation	\$1,117,532	\$1,105,519	\$-12,013
	Year to Date Estimate	Year to Date Actual	Year to Date Difference
	\$6,705,189	\$6,848,235	\$143,046




Executive Summary – Financial Reporting
For the Month of December 2016
Revenues:

- ✓ Our non-operating receipts are comprised of \$529,807 of general funds that were advanced to other funds in deficit at end of the Fiscal Year 2016. Typically, the funds are awaiting federal/state reimbursements at year-end.
- ✓ This practice of advancing funds to/from the general fund at year-end/year-beginning is in compliance with Ohio Revised Code and is audited annually to be sure proper accounting is used.
- ✓ We are in compliance.




Executive Summary – Financial Reporting
For the Month of December 2016
Expenditures:

- ✓ Salaries and wages as of December are coming in under projections by approximately \$-340k.
- ✓ Fringe benefits as of the month of December came in over projections by approximately \$198k.
- ✓ These expenditures will ebb and flow from month-to-month as we monitor them to be sure they are in compliance with the five year forecast.




Executive Summary – Financial Reporting
For the Month of December 2016
Expenditures

	Monthly Estimate	Monthly Actual	Monthly Difference
Salaries & wages	\$5,629,941	\$5,710,995	\$81,054
	Year to Date Estimate	Year to Date Actual	Year to Date Difference
	\$25,473,056	\$25,133,590	\$-339,466




Executive Summary – Financial Reporting
For the Month of December 2016
Expenditures

	Monthly Estimate	Monthly Actual	Monthly Difference
Fringe Benefits	\$1,914,180	\$1,998,902	\$84,722
	Year to Date Estimate	Year to Date Actual	Year to Date Difference
	\$9,609,612	\$9,807,334	\$197,722



Executive Summary – Financial Reporting
For the Month of December 2016
Expenditures:

- ✓ Purchased Services costs of \$633,979 this month-to-date and came in over projections of \$185,141 fiscal-to-date.
 - [The charter and voucher payments, which are strictly pass-thru payments, comprised approximately \$218 thousand (34%) of the purchased services costs in December...
- ✓ Materials, Supplies and Books to date came in over projections by about \$17,389.
- ✓ Capital Outlay to date came in over projections by about \$53,840.




Executive Summary – Financial Reporting
For the Month of December 2016
Expenditures

	Monthly Estimate	Monthly Actual	Monthly Difference
<u>Purchased Svcs.</u>	\$710,000	\$633,979	-\$76,021
	Year to Date Estimate	Year to Date Actual	Year to Date Difference
	\$4,780,692	\$4,965,833	\$185,141




Executive Summary – Financial Reporting
For the Month of December 2016
Expenditures

	Monthly Estimate	Monthly Actual	Monthly Difference
<u>Materials, Supplies</u>	\$210,763	\$179,963	-\$30,800
	Year to Date Estimate	Year to Date Actual	Year to Date Difference
	\$1,264,577	\$1,281,965	\$17,389



Executive Summary – Financial Reporting
For the Month of December 2016
Expenditures


	Monthly Estimate	Monthly Actual	Monthly Difference
<u>Capital Outlay</u>	\$13,589	\$66,809	\$53,221
	Year to Date Estimate	Year to Date Actual	Year to Date Difference
	\$81,531	\$135,371	\$53,840



**Executive Summary – Financial Reporting
For the Month of December 2016**

Expenditures:


- ✓ Expenditures are over projections by about \$56,969 or 0.13%.
- ✓ We continue monitoring these expenditures to determine that our spending plan is still in proper alignment.



**Executive Summary – Financial Reporting
For the Month of December 2016**

Expenditures


	Monthly Estimate	Monthly Actual	Monthly Difference
Total Expenditures	\$8,755,211	\$8,849,155	\$93,944
	Year to Date Estimate	Year to Date Actual	Year to Date Difference
	\$42,869,902	\$42,926,871	\$56,969



**Executive Summary – Financial Reporting
For the Month of December 2016**


Expenditures:

- ✓ As of December, we are close to being in alignment with budgeted expenditures, 50% of the fiscal year has elapsed and we have spent 51.06% of the annual budget. Our cash-flow is slightly negative and we still expect to end the year within budget. Based on how when budget directors spend, this makes sense. We are within approximately 1% of projected cash flow.
- ✓ We did have \$529,807 in advances to close the books as of June 30, 2016. We made these advances from General Fund to the various grant funds awaiting reimbursement from state and federal sources. Since the grants are reimbursing, we must advance funds at year-end so they are not in a deficit. Advances are not required to be budgeted per Ohio Law.



Executive Summary – Financial Reporting
For the Month of December 2016
“Bottom-Line” Cash Balance:

<u>Ending Cash Balance</u>	<u>Monthly Estimate</u>	<u>Monthly Actual</u>	<u>Monthly Difference</u>
	\$25,107,990	\$24,893,514	\$-214,476
	<u>Year to Date Estimate</u>	<u>Year to Date Actual</u>	<u>Year to Date Difference</u>
	\$25,107,990	\$24,893,514	\$-214,476





BCSD BANK RECONCILIATION				
December 2016				
				1/5/17
				10:43 AM
Bank Statement Balances:				
Chase - Operating (Concentration Acct.)				2,399,622.73
US Bank - Meeder Money Market				4,038.15
US Bank - Meeder Investments				23,789,008.85
Chase- High Yield Savings				15,013.56
STAR Ohio				9,410,366.00
STAR Plus				0.00
PNC Bank - Money Market Savings				2,951,193.11
Self-Insured Worker's Compensation				362.11
Chase - Petty Cash			14,000.00	
Athletic Change Fund			3,500.00	
Food Service Change Fund			1,000.00	
BHS Change Fund			500.00	
CMS Change Fund			500.00	
AMS Change Fund			300.00	
Central Office Change Fund			100.00	
				Total Bank Balances:
				38,589,504.51
Adjustments:				
Outstanding Checks (Operating)				(304,442.99)
Outstanding Checks (Payroll)				(170,915.73)
Outstanding Checks (Worker's Comp)				(362.11)
Outstanding Vcard Payments (CPS)				112,347.90
VCARD ACH in Transit				-
VCARD Expired				-
Interest - Chase Operating				-
Interest - Meeder Investments				(10,597.63)
Interest - Chase High Yield Savings				(0.99)
Interest - STAR Ohio				(6,089.70)
Interest - STAR Plus				-
Interest - PNC Bank				(197.45)
CBS amount in Accumulator				0.00
U.S. Treasury Direct in Accumulator				0.00
Monthly Analysis Charge - PNC Bank				142.25
Meeder Monthly Investment Fee				3905.53
				Total Adjustments:
				(376,210.92)
Adjusted Bank Balances:				
				38,213,293.59
Fund Balances per Board Books:				
				38,213,293.59
Variance				
				0.00

BEAVERCREEK CITY SCHOOL DISTRICT					
INVESTMENT INCOME					
December 2016					
INVESTMENT INCOME:					
Bank				Amount	Receipt Code
US Bank - Meeder - MM			Variable	0.00	001-1410-0000
US Bank - Meeder - Investment			Variable	10,597.63	001-1410-0000
US Bank - Meeder - Prem./Disc.			Variable	0.00	001-1410-0000
US Bank - Meeder - Gain/(Loss)			Variable	0.00	001-1410-0000
Chase - High Yield Savings			0.05%	0.99	001-1410-0000
Star Ohio			0.79%	6,089.70	001-1410-0000
Star Plus			0.50%	0.00	001-1410-0000
PNC Bank - Business Money Market			0.05%	197.45	001-1410-0000
TOTAL INVESTMENT INCOME				\$ 16,885.77	
INVESTMENT INCOME DISTRIBUTION:					
Fund		Fund Balance	Rate	Amount	Receipt Code
Food Service Fund		500,387.93	0.10%	41.70	006-1410-0000
Dayton Islamic		37,932.96	0.10%	3.16	401-1410-9517
St. Luke		68,255.19	0.10%	5.69	401-1410-9617
Carroll HS		167,096.55	0.10%	13.92	401-1410-9717
Bright Beginnings		3,324.26	0.10%	0.28	401-1410-9917
CWN - Beavercreek		15,650.39	0.10%	1.30	401-1410-9817
				\$ 66.05	
General Fund Interest Distribution				\$ (66.05)	001-1410-0000
RECEIPT #	J. Mitman				
POSTED	J. Mitman				

-- Options Summary --

Summary or Detail Report? (S,D) S
 Output file: 1216FINSUMMS.TXT
 Type: CSV
 Print options page? (Y,N) Y
 Report heading: BCSD - CLOSE DECEMBER 2016
 Generate FINDET report for comparison? (Y,N) Y
 Sort options: FD
 Subtotal options: FD
 Include future encumbrance amounts? (Y,N) N
 Include accounts with zero amounts? (Y,N) Y
 Include accounts which are no longer active? (Y,N,I) Y

BAT_FINSUM executed by OVERFIJ on node MVECA0:: at 3-JAN-2017 14:34:06.15

52

Beavercreek Board of Education Meeting

January 12, 2017

Page 42

Date: 01/03/2017
Time: 2:34 pm

Beavercreek City Schools
Financial Report by Fund
BCSD - CLOSE DECEMBER 2016

Page: 1
(FINSUM)

Begin Balance	MTD Receipts	FYTD Receipts	MTD Expenditures	FYTD Expenditures	Current Fund Balance	Current Encumbrances	Unencumbered Fund Balance
TOTAL FOR Fund 001 - GENERAL:							
27,769,569.13	1,579,132.13	40,050,814.95	8,849,154.36	42,926,867.92	24,893,516.16	2,535,864.67	22,357,651.49
TOTAL FOR Fund 002 - BOND RETIREMENT:							
4,710,644.79	0.00	3,607,862.50	0.00	6,116,117.35	2,202,389.94	0.00	2,202,389.94
TOTAL FOR Fund 003 - PERMANENT IMPROVEMENT:							
4,524,025.53	41,345.50	1,272,903.72	145,589.47	2,061,026.67	3,735,902.58	775,331.19	2,960,571.39
TOTAL FOR Fund 004 - BUILDING:							
90,666.41	0.00	0.00	0.00	11,528.00	79,138.41	79,138.41	0.00
TOTAL FOR Fund 006 - FOOD SERVICE:							
500,362.36	190,871.73	1,043,565.51	239,796.88	1,043,539.94	500,387.93	416,909.55	83,478.38
TOTAL FOR Fund 007 - SPECIAL TRUST:							
11,424.82	0.00	3,952.77	0.00	1,800.00	13,577.59	0.00	13,577.59
TOTAL FOR Fund 009 - UNIFORM SCHOOL SUPPLIES:							
919,591.66	9,213.51	349,492.81	44,791.72	392,697.83	876,386.64	52,231.65	824,154.99
TOTAL FOR Fund 018 - PUBLIC SCHOOL SUPPORT:							
466,714.62	7,309.62	161,515.53	15,548.86	140,530.07	487,700.08	44,067.29	443,632.79
TOTAL FOR Fund 019 - OTHER GRANT:							
7,499.13	2,575.00	6,075.00	0.00	1,500.00	12,074.13	0.00	12,074.13
TOTAL FOR Fund 020 - SPECIAL ENTERPRISE FUND:							
12,725.00	1,215.00	10,145.95	8,451.98	22,055.68	815.27	0.00	815.27
TOTAL FOR Fund 022 - DISTRICT AGENCY:							
854,061.57	873,672.65	3,958,711.56	598,301.77	4,025,022.20	787,750.93	0.00	787,750.93
TOTAL FOR Fund 024 - EMPLOYEE BENEFITS SELF INS.:							
2,678,001.14	1,227,321.78	6,505,651.13	1,254,699.32	5,798,683.44	3,384,968.83	732.00	3,384,236.83
TOTAL FOR Fund 027 - WORKMANS COMPENSATION-SELF IN:							
580,355.86	24,325.44	106,369.11	53,576.49	96,739.40	589,985.57	74,389.17	515,596.40
TOTAL FOR Fund 200 - STUDENT MANAGED ACTIVITY:							
167,641.14	23,999.27	111,773.54	12,818.79	61,845.67	217,569.01	41,667.49	175,901.52
TOTAL FOR Fund 300 - DISTRICT MANAGED ACTIVITY:							
409,483.67	21,719.66	449,964.30	80,222.00	337,959.12	521,488.85	138,561.62	382,927.23
TOTAL FOR Fund 401 - AUXILIARY SERVICES:							
311,387.80	34.80	548,029.61	99,398.10	541,223.57	318,193.84	42,377.28	275,816.56

53

Beavercreek Board of Education Meeting

January 12, 2017

Page 43

Date: 01/03/2017
Time: 2:34 pm

Beavercreek City Schools
Financial Report by Fund
BCSD - CLOSE DECEMBER 2016

Page: 2
(FINSUM)

Begin Balance	MTD Receipts	FYTD Receipts	MTD Expenditures	FYTD Expenditures	Current Fund Balance	Current Encumbrances	Unencumbered Fund Balance
TOTAL FOR Fund 416 - TEACHER DEVELOPMENT:							
0.00	0.00	0.00	0.00	0.00	0.00	0.00	0.00
TOTAL FOR Fund 431 - GIFTED EDUCATION FUND:							
0.00	0.00	0.00	0.00	0.00	0.00	0.00	0.00
TOTAL FOR Fund 432 - MANAGEMENT INFORMATION SYSTEM							
0.00	0.00	0.00	0.00	0.00	0.00	0.00	0.00
TOTAL FOR Fund 440 - ENTRY YEAR PROGRAMS:							
0.00	0.00	0.00	0.00	0.00	0.00	0.00	0.00
TOTAL FOR Fund 451 - DATA COMMUNICATION FUND:							
0.00	0.00	8,100.00	0.00	0.00	8,100.00	0.00	8,100.00
TOTAL FOR Fund 452 - SCHOOLNET PROFESS. DEVELOPMENT							
0.00	0.00	0.00	0.00	0.00	0.00	0.00	0.00
TOTAL FOR Fund 459 - OHIO READS:							
0.00	0.00	0.00	0.00	0.00	0.00	0.00	0.00
TOTAL FOR Fund 460 - SUMMER INTERVENTION:							
0.00	0.00	0.00	0.00	0.00	0.00	0.00	0.00
TOTAL FOR Fund 466 - STRAIGHT A FUND:							
0.00	3,364.95	3,364.95	4,426.71	7,791.66	4,426.71-	305,475.96	309,902.67-
TOTAL FOR Fund 499 - MISCELLANEOUS STATE GRANT FUN							
0.00	3,912.24	12,957.33	2,931.93	15,889.26	2,931.93-	0.00	2,931.93-
TOTAL FOR Fund 504:							
0.00	0.00	0.00	0.00	0.00	0.00	0.00	0.00
TOTAL FOR Fund 506 - RACE TO THE TOP:							
0.00	0.00	0.00	0.00	0.00	0.00	0.00	0.00
TOTAL FOR Fund 514:							
0.00	0.00	0.00	0.00	0.00	0.00	0.00	0.00
TOTAL FOR Fund 516 - IDEA PART B GRANTS:							
4,286.78	225,791.74	630,187.98	153,229.26	787,704.02	153,229.26-	19,730.25	172,959.51-
TOTAL FOR Fund 532:							
0.00	0.00	0.00	0.00	0.00	0.00	0.00	0.00
TOTAL FOR Fund 533 - TITLE II D - TECHNOLOGY:							
0.00	0.00	0.00	0.00	0.00	0.00	0.00	0.00

54

Beavercreek Board of Education Meeting

January 12, 2017

Page 44

Date: 01/03/2017
Time: 2:34 pm

Beavercreek City Schools
Financial Report by Fund
BCSD - CLOSE DECEMBER 2016

Page: 3
(FINSUM)

Begin Balance	MTD Receipts	FYTD Receipts	MTD Expenditures	FYTD Expenditures	Current Fund Balance	Current Encumbrances	Unencumbered Fund Balance
0.00	7,821.15	16,842.46	8,380.40	25,222.86	8,380.40-	0.00	8,380.40-
TOTAL FOR Fund 551 - LIMITED ENGLISH PROFICIENCY:							
0.00	70,263.52	218,696.32	54,004.51	272,700.83	54,004.51-	42.50	54,047.01-
TOTAL FOR Fund 572 - TITLE I DISADVANTAGED CHILDRE							
0.00	0.00	0.00	0.00	0.00	0.00	0.00	0.00
TOTAL FOR Fund 573 - TITLE V INNOVATIVE EDUC PGM:							
0.00	0.00	0.00	0.00	0.00	0.00	0.00	0.00
TOTAL FOR Fund 584 - DRUG FREE SCHOOL GRANT FUND:							
0.00	2,342.12	7,702.22	1,865.77	9,567.99	1,865.77-	209.05	2,074.82-
TOTAL FOR Fund 587 - IDEA PRESCHOOL-HANDICAPPED:							
0.00	0.00	0.00	0.00	0.00	0.00	0.00	0.00
TOTAL FOR Fund 589:							
0.00	18,257.16	31,088.05	30,421.21	66,000.26	30,421.21-	41,742.39	72,163.60-
TOTAL FOR Fund 590 - IMPROVING TEACHER QUALITY:							
0.00	0.00	433,403.29	54,629.70	594,795.67	161,392.38-	0.00	161,392.38-
TOTAL FOR Fund 599 - MISCELLANEOUS FED. GRANT FUND							
GRAND TOTALS:							
44,022,932.41	4,334,488.97	59,549,170.59	11,695,335.27	65,358,809.41	38,213,293.59	4,568,470.47	33,644,823.12

55

Beavercreek City School District Portfolio Comparison



11/30/2016


Duration Diversification

	PERCENTAGE	DOLLAR AMOUNT
0-1 year	46%	\$10,805,355
1-2 years	10%	\$2,484,000
2-3 years	16%	\$3,731,000
3-4 years	20%	\$4,786,000
4-5 years	8%	\$1,980,000
		\$23,786,355

Portfolio Statistics

Weighted Average Maturity	1.95 years
Weighted Average Yield	1.42%
Annualized Interest Income	\$328,854

Portfolio Allocation



12/31/2016


Duration Diversification

	PERCENTAGE	DOLLAR AMOUNT
0-1 year	42%	\$10,054,691
1-2 years	10%	\$2,484,000
2-3 years	19%	\$4,488,356
3-4 years	20%	\$4,786,000
4-5 years	8%	\$1,980,000
		\$23,793,047

Portfolio Statistics

Weighted Average Maturity	1.90 years
Weighted Average Yield	1.43%
Average Annual Interest Income	\$340,451

Portfolio Allocation



Yield and Interest Income information is annualized. All yield information is shown gross of any advisory or custody fees and is based on yield to maturity at cost. Past performance is not a guarantee of future results.

56



BEAVERCREEK CITY SCHOOL DISTRICT

Consolidated Investment Portfolio
As of: 12/31/2016 Settle Date

CASH ACCOUNTS¹

PAR	TYPE	COUPON	MATURITY DATE	SETTLE DATE	ORIGINAL PRINCIPAL ²	PURCHASE YLD	NOTE/CALL FEATURE	SAFEKEEPING	CUSIP	DAYS TO MATURITY
4.038	MNHK	0.010%	1/1/17	12/31/16	4,038.15	0.010%	US Bank			1
SECURITIES										
900,000	CP	0.000%	01/13/17	04/20/16	893,165.99	1.040%	JP MORGAN SECURITIES	US Bank	46640PND1	13
1,250,000	CP	0.000%	01/13/17	04/20/16	1,241,066.67	0.979%	TOYOTA MOTOR CORP	US Bank	89233GND4	13
1,250,000	CP	0.000%	01/13/17	04/20/16	1,241,459.71	0.969%	ABBEY NATL TREASURY	US Bank	00280NND8	13
425,000	T NOTE	3.125%	01/31/17	04/10/14	449,286.15	0.815%		US Bank	912828MK3	31
650,000	CP	0.000%	02/10/17	05/19/16	645,323.79	0.989%	BANK TOKYO-MITS	US Bank	065388PA5	41
249,000	CD - Brkrd	1.100%	03/24/17	09/25/14	249,000.00	1.100%	FLUSHING BANK - Monthly Interest	US Bank	34367AAM1	83
1,500,000	CP	0.000%	04/04/17	07/11/16	1,488,096.24	1.092%	CREDIT AGRICOLE CIB NY	US Bank	22533TR40	94
1,965,000	CP	0.000%	05/05/17	08/10/16	1,550,553.31	1.266%	NATIXIS NY	US Bank	63873J550	125
400,000	CP	0.000%	05/05/17	08/10/16	396,218.22	1.297%	ABBEY NATL TREASURY	US Bank	00280NS50	125
400,000	CP	0.000%	06/23/17	09/28/16	396,158.66	1.318%	BANK OF TOKYO-MITS	US Bank	065388TP8	174
350,000	CP	0.000%	06/30/17	10/04/16	346,730.90	1.236%	ING FUNDING LLC	US Bank	4497W0TP3	174
248,000	CD - Brkrd	1.000%	07/28/17	07/30/15	248,000.00	1.277%	TOYOTA MOTOR CORP	US Bank	89233GTV6	181
455,000	CP	0.000%	07/28/17	11/04/16	450,293.28	1.431%	EVERBANK - Semi-Annual Interest	US Bank	29976DZF8	209
210,000	CP	0.000%	07/28/17	11/07/16	207,852.17	1.431%	CREDIT SUISSE NEW YORK	US Bank	2254EAUJ5	209
249,000	CD - Brkrd	1.100%	01/24/18	07/24/15	249,000.00	1.100%	BANK OF NORTH CAROLINA - Monthly Interest	US Bank	2254EAUJ5	209
249,000	CD - Brkrd	1.100%	01/30/18	01/30/15	248,000.00	1.100%	FIRST CITRUS BANK - Monthly Interest	US Bank	319590CC7	389
249,000	CD - Brkrd	1.300%	06/18/18	06/17/16	249,000.00	1.300%	AMERICAN EXP CENT - Semi-Annual Interest	US Bank	02587DXC7	395
249,000	CD - Brkrd	1.200%	07/30/18	07/29/15	248,000.00	1.200%	WELLS FARGO BANK-Semi-Annual Interest	US Bank	949748SX1	534
249,000	CD - Brkrd	1.400%	07/30/18	07/30/15	248,000.00	1.400%	DOLLAR BANK FSB - Semi-Annual Interest	US Bank	25665QAT2	576
249,000	CD - Brkrd	1.400%	09/19/18	09/19/14	247,000.00	1.400%	NORTHERN BK&T - Quarterly Interest	US Bank	66476QBET	576
249,000	CD - Brkrd	1.850%	09/25/18	09/25/14	249,000.00	1.850%	GE CAPITAL BANK - Semi-Annual Interest	US Bank	36163CCK3	627
249,000	CD - Brkrd	1.650%	09/28/18	09/29/14	249,000.00	1.650%	AMERICAN BK - Monthly Interest	US Bank	02442PALO	633
249,000	CD - Brkrd	1.700%	09/28/18	09/29/14	249,000.00	1.700%	ENERBANK USA - Monthly Interest	US Bank	46176PDJ1	634
470,000	FNMA	1.300%	03/15/19	03/11/16	470,000.00	1.300%	9/15/16 Quarterly	US Bank	313663DQ5	804
535,000	FFCB	1.280%	03/21/19	03/18/16	535,000.00	1.280%	3/21/17 Continuous	US Bank	3133EFN94	810
247,000	CD - Brkrd	2.150%	09/17/19	09/17/14	247,000.00	2.150%	DISCOVER BK - Semi-Annual Interest	US Bank	2546716Q8	990
247,000	CD - Brkrd	2.150%	09/17/19	09/17/14	247,000.00	2.150%	SALLIE MAE BANK - Semi-Annual Interest	US Bank	795450TB1	990
247,000	CD - Brkrd	2.100%	09/17/19	09/17/14	247,000.00	2.100%	GOLDMAN SACHS BANK USA - Semi-Annual Interest	US Bank	38147J517	990
247,000	CD - Brkrd	2.100%	09/18/19	09/18/14	247,000.00	2.100%	AMER EXP FSB - Semi-Annual Interest	US Bank	02587CBK5	991
249,000	CD - Brkrd	2.100%	09/19/19	09/22/14	249,000.00	2.100%	BMW BK - Semi-Annual Interest	US Bank	05580AAU8	992
249,000	CD - Brkrd	2.100%	09/23/19	10/06/16	248,000.00	2.100%	COMENITY CAP BK - Monthly Interest	US Bank	20033AGS9	996
248,000	CD - Brkrd	1.300%	10/07/19	10/07/16	248,000.00	1.300%	ALLY BANK-Semi annual Interest	US Bank	02006LP23	1,010
249,000	CD - Brkrd	1.300%	10/07/19	10/07/16	249,000.00	1.300%	FIRSTBANK PUERTO RICO-Monthly Interest	US Bank	33767AG54	1,010
248,000	CD - Brkrd	1.500%	10/28/19	10/28/16	250,000.00	1.500%	4/28/17 Quarterly	US Bank	31356OR21	1,031
247,000	CD - Brkrd	2.000%	10/31/19	10/31/14	247,000.00	2.000%	FIRST BUSINESS BANK - Semi-Annual Interest	US Bank	31938QP65	1,033
758,000	FNMA	1.500%	11/26/19	12/07/16	757,355.70	1.500%	5/26/17 Quarterly	US Bank	87165HEF3	1,034
247,000	CD - Brkrd	2.000%	05/28/20	05/28/15	247,000.00	2.000%	12/8/16 Quarterly	US Bank	313664JE4	1,060
247,000	CD - Brkrd	2.300%	07/29/20	07/29/15	247,000.00	2.300%	CIT BANK - Semi-Annual Interest	US Bank	17284DBB7	1,244
780,000	FHLMC	1.500%	09/08/20	09/08/16	780,000.00	1.500%	CAPITAL ONE NA - Semi-Annual Interest	US Bank	14042E4Z0	1,306
247,000	CD - Brkrd	2.200%	09/23/20	09/23/15	247,000.00	2.200%	12/8/16 Quarterly	US Bank	3134GAJ14	1,347
1,100,000	FHLMC	1.500%	10/19/20	10/19/16	1,100,000.00	1.500%	BARCLAYS BANK - Semi-Annual Interest	US Bank	06740KJQ1	1,362
									3134GASS4	1,388

¹Balances for Cash accounts are based on information provided by the client and may not reflect true balances as of the date of this report.
²Does not include accrued interest, if any, paid at time of purchase.

57

This report prepared for: PENNY RUCKER



BEAVERCREEK CITY SCHOOL DISTRICT

Consolidated Investment Portfolio
As of: 12/31/2016 Settle Date

1.165,000	FNMA	1.500%	10/28/20	10/28/16	1.165,000.00	1.500%	4/28/17 Quarterly	US Bank	313560Q97	1.397
1,000,000	FNMA	1.800%	11/25/20	11/30/16	1,000,000.00	1.800%	5/25/17 Quarterly	US Bank	313664JF1	1,425
960,000	FNMA	1.800%	06/02/21	06/02/16	960,000.00	1.800%	12/2/16 Quarterly	US Bank	313663R16	1,614
270,000	FHLB	2.000%	11/24/21	11/30/16	270,000.00	2.000%	2/24/17 Quarterly	US Bank	3130AA6U7	1,789
750,000	FHLB	2.070%	11/24/21	11/30/16	750,000.00	2.070%	2/24/17 Quarterly	US Bank	3130AABC1	1,789

TOTALS	PAR	ORIGINAL PRINCIPAL	WTD MATURITY	WTD YIELD
	\$ 4,038	\$ 4,038.15	1	0.01%
CASH ACCOUNTS ¹	\$ 23,841,000	\$ 23,789,006.85	693	1.43%
SECURITIES	\$ 23,845,038	\$ 23,793,047.00	693	1.43%
TOTAL				

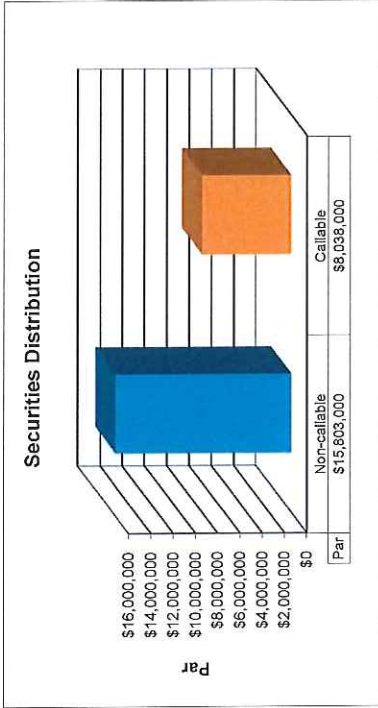
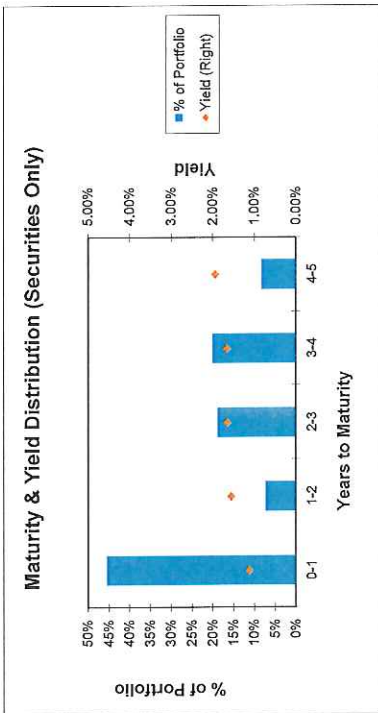
58

¹Balances for Cash accounts are based on information provided by the client and may not reflect true balances as of the date of this report.
²Does not include accrued interest, if any, paid at time of purchase.



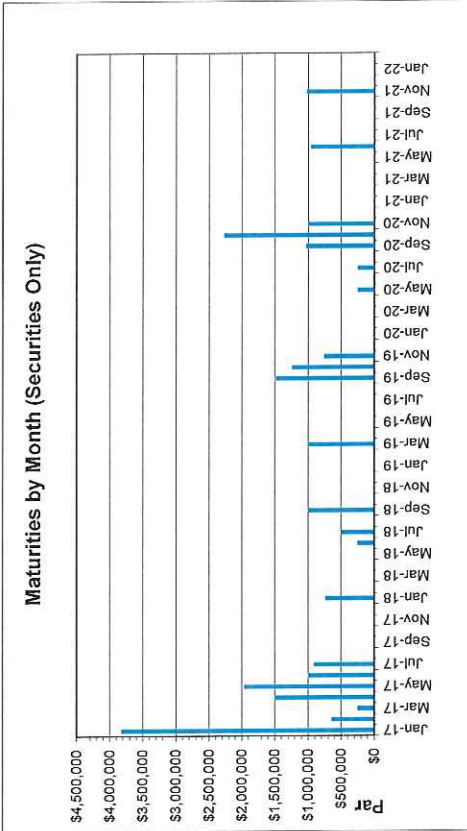
BEAVERCREEK CITY SCHOOL DISTRICT

Consolidated Investment Portfolio
As of: 12/31/2016 Settle Date



Diversification by Asset Class

Asset Class	Par	%
Cash Equivalents	\$4,038	0.0%
Cash Equivalents	\$4,038	0.0%
US Treasury	\$425,000	1.8%
US Treasury	\$425,000	1.8%
Agencies	\$8,038,000	33.7%
FFCB	\$535,000	2.2%
FHLB	\$1,020,000	4.3%
FHLMC	\$1,880,000	7.9%
FNMA	\$4,603,000	19.3%
GNMA	\$0	0.0%
Certificates of Deposit	\$6,188,000	26.0%
CD	\$6,188,000	26.0%
Other	\$5,160,000	38.5%
BA	\$0	0.0%
CP	\$5,180,000	38.5%
Other	\$0	0.0%
Grand Total	\$23,845,038	100.0%



¹Balances for Cash accounts are based on information provided by the client and may not reflect true balances as of the date of this report.
²Does not include accrued interest, if any, paid at time of purchase.

59

BEAVERCREEK CITY SCHOOL DISTRICT
AMENDED OFFICIAL CERTIFICATE OF ESTIMATED RESOURCES / APPROPRIATIONS
 Office of the budget commission of Greene County, Xenia Ohio

To the Taxing Authority of the Beavercreek City School District
 The following is the amended official certificate of estimated resources for the fiscal year beginning July 1, 2016, as revised by the Budget Commission of said County, which shall govern the total appropriations made at any time during such fiscal year.

Presented to the Board: January 12, 2017

Fund	Fund	Unencumbered Balance July 1, 2016	* Tax Revenue	Other Revenue	Total Estimated Revenue	Total Resources	FY2017 Appropriations	Balance
General Fund	1	\$ 27,085,145.02	\$ 65,984,166.00	\$ 16,950,508.00	\$ 82,934,674.00	\$ 110,019,819.02	\$ 84,683,989.00	\$ 25,335,830.02
Ferguson Land Lab Trust Fund	7	3,062.22	0.00	1,200.00	1,200.00	4,262.22	4,262.22	0.00
Scholarship Private Purpose Fund	7	8,362.60	0.00	60,000.00	60,000.00	68,362.60	66,362.00	2,000.60
Public School Support Fund	18	454,222.67	0.00	375,000.00	375,000.00	829,222.67	600,000.00	229,222.67
Other Grants Fund	19	7,499.13	0.00	6,075.00 (A)	6,075.00	13,574.13	13,574.13 (A)	0.00
Athletics and District Managed Activity Fund	300	384,363.83	0.00	590,000.00	590,000.00	974,363.83	650,000.00	324,363.83
Auxiliary Services Fund	401	176,614.17	0.00	1,095,949.46	1,095,949.46	1,272,563.63	1,272,563.63	0.00
Data Communications Fund	451	0.00	0.00	0.00	0.00	0.00	0.00	0.00
Straight A Grant	466	0.00	0.00	2,970,100.50	2,970,100.50	2,970,100.50	2,970,100.50	0.00
Miscellaneous State Grants Fund	499	0.00	0.00	34,372.90	34,372.90	34,372.90	34,372.90	0.00
IDEA-B / Parent Mentor Grant Fund	516	0.00	0.00	1,777,561.60	1,777,561.60	1,777,561.60	1,777,561.60	0.00
Title III Limited English Proficiency Fund	551	0.00	0.00	78,447.61 (B)	78,447.61	78,447.61	78,447.61 (B)	0.00
Title I Disadvantaged Children Grant Fund	572	0.00	0.00	666,890.59 (B)	666,890.59	666,890.59	666,890.59 (B)	0.00
IDEA Preschool Grant Fund	587	0.00	0.00	36,441.66	36,441.66	36,441.66	36,441.66	0.00
Title II-A Improving Teacher Quality Grant Fund	590	0.00	0.00	198,294.88 (B)	198,294.88	198,294.88	198,294.88 (B)	0.00
Miscellaneous Federal Grants Fund	599	0.00	0.00	560,798.98	560,798.98	560,798.98	560,798.98	0.00
Total Special Revenue Fund		1,034,124.62	0.00	8,451,133.18	8,451,133.18	9,485,257.80	8,929,670.70	555,587.10
Bond Retirement Fund - 1995 Bond Issue	0000	2,269,204.01	2,500,000.00	0.00	2,500,000.00	4,769,204.01	3,202,300.00	1,566,904.01
Bond Retirement - Prepayment of Debt	9000	0.00	0.00	0.00	0.00	0.00	0.00	0.00
Bond Retirement Fund - 2008 Bond Issue	9008	2,330,526.17	4,639,366.53	0.00	4,639,366.53	6,969,892.70	4,593,625.00	2,376,267.70
MVH Stadium Debt - OASBO Pool	9300	110,914.61	0.00	130,000.00	130,000.00	240,914.61	122,856.00	118,058.61
Total Debt Service Fund	2	4,710,644.79	7,139,366.53	130,000.00	7,269,366.53	11,980,011.32	7,918,781.00	4,061,230.32
Permanent Improvement Voted Levy Fund	3	0.00	807,000.00	0.00	807,000.00	807,000.00	807,000.00	0.00
Permanent Improvement Inside Millage Fund	3	3,602,961.78	1,593,000.00	0.00	1,593,000.00	5,195,961.78	3,000,000.00	2,195,961.78
MVH / Zink Field Stadium Project Fund	3	0.00	0.00	0.00	0.00	0.00	0.00	0.00
Building / Construction Fund - 2008 Bond Issue	4	0.00	0.00	0.00	0.00	0.00	0.00	0.00
Building / Construction Fund	4	0.00	0.00	0.00	0.00	0.00	0.00	0.00
Total Capital Projects Fund		3,602,961.78	2,400,000.00	0.00	2,400,000.00	6,002,961.78	3,807,000.00	2,195,961.78
Food Service Fund	6	500,362.36	0.00	2,161,041.00	2,161,041.00	2,661,403.36	2,159,741.00	501,662.36
Uniform School Supply Fund	9	864,744.84	0.00	590,000.00	590,000.00	1,454,744.84	890,000.00	564,744.84
Summer School Fund	20	12,725.00	0.00	35,000.00	35,000.00	47,725.00	39,700.00	8,025.00
Total Enterprise Fund		1,377,832.20	0.00	2,786,041.00	2,786,041.00	4,163,873.20	3,089,441.00	1,074,432.20
Medical Insurance Fund	24	2,678,001.14	0.00	12,750,000.00	12,750,000.00	15,428,001.14	12,500,000.00	2,928,001.14
Workers' Compensation Insurance Fund	27	573,780.86	0.00	200,000.00	200,000.00	773,780.86	300,000.00	473,780.86
Total Internal Service Fund		3,251,782.00	0.00	12,950,000.00	12,950,000.00	16,201,782.00	12,800,000.00	3,401,782.00
District Agency Fund	22	853,721.57	0.00	7,500,000.00	7,500,000.00	8,353,721.57	7,500,000.00	853,721.57
Student Managed Activity Fund	200	166,088.82	0.00	300,000.00 (C)	300,000.00	466,088.82	300,000.00 (C)	166,088.82
Total Fiduciary Fund		1,019,810.39	0.00	7,800,000.00	7,800,000.00	8,819,810.39	7,800,000.00	1,019,810.39
TOTALS		\$ 42,082,300.80	\$ 75,523,532.53	\$ 49,067,682.18	\$ 124,591,214.71	\$ 166,673,515.51	\$ 129,028,881.70	\$ 37,644,633.81

Reasons for changes highlighted in yellow above:

- (A): Additional miscellaneous grants at the building level have been received or planned for resulting in an increase in estimated revenue and expenditures.
- (B): ODE adjusted the carryover balances approved in October for funds 551, 572, and 590 resulting in a decrease of estimated revenue and expenditures.
- (C): As student managed activity funds at the building level plan for upcoming functions and projects, they have updated their estimated revenue and expenditures for these items causing an increase in estimated revenue and expenditures.

* Tax Revenue = Real Estate, Personal (PU & Other), Trailer, Homestead & Rollback, \$10K Exempt.

Treasurer's Certification:

Resolution:

60

C. December 2016 Donated Items

DONOR	ITEM/GIFT RECEIVED BY	ITEM DONATED
Albrecht, Jim	Beavercreek High School	AE1 Camera/Lens/Tripod
Beavercreek Kiwanis	BHS Music Department	\$ 1,500.00
Byers, Ryan & Michelle	Beavercreek High School	55 Gal. Aquarium w/ Stand
Chick-Fil-A	BHS/All Star Dance Team Activity Fund	\$ 107.86
Chick-Fil-A	BHS/Christians In Action Activity Fund	\$ 85.24
Dimeff, Aric	Beavercreek Prevention Activity Fund	\$ 100.00
Docken, Michelle	BHS/Staff Scholarship Fund	\$ 150.00
Dunn, Elizabeth	Shaw Gifted Program	\$ 500.00
Hamilton, Joe & Katrina	Parkwood - Ms. Emmy Hamilton's Class	Osmo Wonder Kit
Hamilton, Katrina	Parkwood - Ms. Emmy Hamilton's Class	Osmo Wonder Kit
Hamilton, Nicole	Parkwood - Ms. Emmy Hamilton's Class	Osmo Wonder Kit
Holte, Barry & Jill	AMS/National Jr. Honor Society Activity Fund	\$ 40.00
Judson Hess Estate	Beavercreek City Schools	\$ 262,490.45
Kula Foundation	BHS Principal's Activity Fund	\$ 96.64
Linville, Randy & Holly	AMS/National Jr. Honor Society Activity Fund	\$ 50.00
MacAulay-Brown Inc	Beavercreek City Schools	Binders
Schneider, Carole	Parkwood - Ms. Emmy Hamilton's Class	Osmo Wonder Kit
Trebein PTO	Trebein Principal's Activity Fund	\$ 1,370.00

D. Resolution of Declaring Intent to Proceed with Election of the Question of Substitution of and Emergency Tax Levy

SEE NEXT PAGE(S)

61

**BOARD OF EDUCATION
BEAVERCREEK CITY SCHOOL DISTRICT
GREENE AND MONTGOMERY COUNTIES, OHIO**

The Board of Education (the "Board") of the Beavercreek City School District, Greene and Montgomery Counties, Ohio (the "School District"), met in regular session on January 12, 2017, at 6:30 p.m., at the offices of the Board, 3040 Kemp Road, Beavercreek, Ohio 45431, with the following members present:

M.S. ARNOLD introduced the following resolution and moved its passage:

**RESOLUTION DECLARING INTENT TO PROCEED WITH
ELECTION OF THE QUESTION OF SUBSTITUTION
OF AN EMERGENCY TAX LEVY**

(Ohio Revised Code Section 5705.199)

WHEREAS, on December 13, 2016, the Board passed a resolution (the "Resolution of Necessity") declaring the necessity, in order to provide for the necessary requirements of the School District, to substitute for all of an existing emergency tax levy, which is a tax in excess of the ten-mill limitation, to raise \$10,400,000 in the first year said levy is in effect, for a continuing period of time; and

WHEREAS, the Greene County Auditor has certified to the Board that an estimated annual levy of 6 mills for each one dollar of valuation, which is \$.60 for each one hundred dollars of valuation, will be required to produce the annual amount set forth in the Resolution of Necessity;

NOW, THEREFORE, BE IT RESOLVED by the Board of Education of the Beavercreek City School District, Greene and Montgomery Counties, Ohio, not less than two-thirds of the members thereof concurring, that:

Section 1. The Board desires to proceed with the submission of the question of such substitute levy (the "Levy") to the electors of the School District.

Section 2. The question of the Levy shall be submitted to the electors of the School District at the election to be held on May 2, 2017 (the "Election Date").

Section 3. The form of the ballot to be used at said election shall be substantially as follows:

Shall a levy substituting for an existing levy be imposed by the Beavercreek City School District for the purpose of providing for the necessary requirements of the school district in the initial sum of \$10,400,000, and a levy of taxes be made outside of the ten-mill limitation estimated by the county auditor to require 6 mills for each one dollar of valuation, which amounts \$.60 cents for each one hundred dollars of valuation for the initial year of the tax, for a continuing period of time, commencing in 2018, first due in calendar year 2019, with the sum of such tax to increase only if and as new land or real property improvements not previously taxed by the school district are added to its tax list?

	FOR THE TAX LEVY
	AGAINST THE TAX LEVY

Section 4. The Treasurer of the Board is hereby directed and shall certify, not later than February 1, 2017 (which date is not less than 90 days prior to the Election Date), to the Greene County Board of Elections a copy of the Resolution of Necessity and a copy of this Resolution together with the amount of the average tax levy expressed in dollars and cents for each one hundred dollars of valuation, as well as in mills for each one dollar of valuation, as estimated by the Greene County Auditor.

Section 5. The Treasurer of the Board is hereby directed and shall simultaneously certify to the Greene County Board of Elections, that the Levy will run for a continuing period of time, and that the Levy will include a levy on the 2018 tax list (2019 collection year) if approved by a majority of the electors voting thereon.

Section 6. It is hereby found and determined that all formal actions of this Board concerning and relating to the passage of this Resolution were taken in an open meeting of this Board, and that all deliberations of this Board and of any of its committees that resulted in such formal action were in meetings open to the public in compliance with all legal requirements, including Ohio Revised Code Section 121.22.

[Balance of Page Intentionally Left Blank]

Ms. HUNT seconded the motion and, after discussion, a roll call vote was taken and the results were:

Ayes: ARNOLD, HUNT, MORRISON, RIGANO, TAYLOR

Nays: _____

The Resolution passed.

Passed: January 12, 2017

BOARD OF EDUCATION
BEAVERCREEK CITY SCHOOL DISTRICT
GREENE AND MONTGOMERY COUNTIES, OHIO

Attest: Pendelope R. Rusler
Treasurer

By: JoAnn Rigano
President

CERTIFICATE

The undersigned Treasurer of the Board of Education of the Beavercreek City School District, Greene and Montgomery Counties, Ohio hereby certifies that the foregoing is a true copy of a resolution duly passed by the Board of Education of said School District on January 12, 2017, and that a true copy was certified to the Board of Elections of Greene County, Ohio.


Pendelope R. Rusler
Treasurer, Board of Education
Beavercreek City School District
Greene and Montgomery Counties, Ohio

**RECEIPT OF BOARD OF ELECTIONS
(Substitute Emergency Levy)**

The undersigned, being the Director of Elections of Greene County, Ohio, does hereby acknowledge receipt of the following documents from the Beavercreek City School District, Greene and Montgomery Counties, Ohio (the "School District"):

1. A certified copy of a resolution passed by the Board of Education of the School District on December 13, 2016 (the "Resolution of Necessity") determining the necessity of levying a substitute emergency tax levy in the amount of \$10,400,000 for a continuing period of time, and to submit the same to the electors at the election to be held on May 2, 2017.
2. A certificate of the County Auditor of Greene County, Ohio, dated Dec. 16, 2017 as to the average annual tax levy required to produce the annual amount set forth in the Resolution of Necessity.
3. A certified copy of a resolution passed by such Board of Education on January 12, 2017, determining to proceed with the election on the question of a substitute emergency tax levy.

Dated: 1-19, 2017



 Director of Elections
 Greene County, Ohio

Ms. Hunt seconded the motion.

ROLL CALL: Peg Arnold, aye; Krista Hunt, aye; Dennis Morrison, aye; Gene Taylor, aye; Jo Ann Rigano; aye.

Motion carried 5-0

VIII. NEW BUSINESS – RESOLUTION #2017- 14

Ms. Arnold made a motion to consider the recommendation of the Superintendent to approve the November 2016 new business items A-D as presented.

A. Employment, Salary Changes, Leaves of Absence, Terminations

SEE NEXT PAGE(S)

66

The following certificated persons are recommended for employment, salary change, leave of absence and termination of contract.

EMPLOYMENT

Supplemental Contracts 2016-2017 School Year

The following personnel are recommended for employment in the Supplemental Salary Positions shown for the 2016-2017 school year subject to the terms and conditions of State Board of Education Rules 3301-20-01, 3301-26-01 and 3301-27-02. Pursuant to ORC 3313.53, vacant positions were posted for licensed employees, licensed non-employees, and non-licensed non-employees. For the positions for which there were no qualified licensed individuals, licensed non-employees or non-licensed non-employees are recommended. Salaries shall be paid according to the Supplemental Salary Schedule adopted for the 2016-2017 school year.

Dorsten, Jacob Non-Licensed, Non-Employee	Assistant Varsity Bowling Coach Scale 7 Step 1 - 0 Years Longevity Credit (L-0)
Fouts, Melissa Ankeney Middle School	Middle School Intramurals Spring Scale 10 Step 3 - 3 Years Longevity Credit (L-0)
Holtz, Christopher Ankeney Middle School	Middle School Intramurals Spring Scale 10 Step 3 - 3 Years Longevity Credit (L-0)
McPeak, Thomas Non-Licensed, Non-Employee	Head Freshman Softball Coach - Girls Scale 7 Step 2 - 1 Year Longevity Credit (L-0)
Moulton, Stan Non-Licensed, Non-Employee	Assistant Varsity Lacrosse Coach - Boys Scale 5 Step 2 - 1 Year Longevity Credit (L-0)
Prunest, Jason Non-Licensed, Non-Employee	Head 7th and 8th Grade Softball Coach - Girls Scale 8 Step 3 - 3 Years Longevity Credit (L-0)
Rengering, Kenneth Non-Licensed, Non-Employee	Assistant Middle School Track & Field Coach Scale 8 Step 2 - 1 Year Longevity Credit (L-0)
Smigel, Brian Beavercreek High School	Head 7th & 8th Grade Wrestling Coach (effective November 1, 2016) Scale 5 Step 3 - 13.5 Years Longevity Credit (L-3)
Sorrells, Valerie Non-Licensed, Non-Employee	Head 7th & 8th Grade Softball Coach - Girls Scale 8 Step 2 - 1 Year Longevity Credit (L-0)
Wojtowicz, Adam Ankeney Middle School	Head 7th & 8th Grade Baseball Coach - Boys Scale 8 Step 3 - 14 Years Longevity Credit (L-3)
Young, Shannon Non-Licensed, Non-Employee	Assistant Varsity Tennis Coach - Boys (1/2 Assignment) Scale 7 Step 1 - 0 Year Longevity Credit (L-0)

SALARY CHANGE EFFECTIVE SECOND SEMESTER DUE TO ADDITIONAL CREDIT HOURS

Frey, Shelia	From M+30 to M+45
Ullestad, Tonja	From M to M+15
Walk, Olivia	From B to M
Wilson, Karen	From M+30 to M+45
Young, Rebekah	From B to B-150

2016-2017 Home Instruction Tutors \$24.43 per Hour

Bickel, Elizabeth	Patko, Wendi	Reidenbach, Brandi
-------------------	--------------	--------------------

2016-2017 All Stars Certified School Nurse \$26.24 per Hour, not to exceed 25 hours

Fisher, Melanie

2016-2017 Student Teacher Stipends \$175.00

Frost, Matthew

2016-2017 Substitute Teachers \$86 per Day

Blair, Nathan	Gilbert, Elizabeth	Wolfe, Danielle
Burling, Lauren	Tuma, Melanie	

STARBASE - Wright Patterson Air Force Base - Not Paid with District Funds Additional Duty Days September 1 - December 31, 2016

Strukamp, Karly Part-time Instructor	\$150.00 per Day, 3 Days
---	--------------------------

LEAVE OF ABSENCE

Walk, Olivia Coy Middle School	Effective 12/21/2016 - 03/08/2017 19 Days Unpaid Leave
-----------------------------------	---

ADJUSTMENTS

Larson, Lorne Non-Licensed, Non-Employee	Assistant Middle School Track & Field Coach (Full Assignment) Scale 8 Step 2 - 1 Year Longevity Credit (L-0)
---	---

TERMINATIONS

SUPPLEMENTAL

Larson, Lorne Non-Licensed, Non-Employee	Assistant Middle School Track & Field Coach (1/2 Assignment) Resignation to accept full assignment Effective December 20, 2016
---	--

Lemmon, Samuel Non-Licensed, Non-Employee	Assistant Varsity Track & Field Coach Resignation, Personal Effective January 05, 2017
--	--

Simmons, Casey Non-Licensed, Non-Employee	Assistant Varsity Track & Field Coach Resignation, Personal Effective December 30, 2016
--	---

68

STARBASE

Bowling, Mary Beth

Part-time Instructor
Resignation, Personal
Effective December 31, 2016

69

The following individuals are recommended for employment, leave of absence, promotion and termination:

EMPLOYMENT

Bus Driver

Corbin, William
Bus Driver
Transportation Department
(Replacement)

Effective January 4, 2017
Base Contract 2017
Step 1/L-0/BCSD 0 Years Exp.
\$20.08/hr.

Rucker, Christina
Bus Driver
Transportation Department
(Replacement)

Effective January 6, 2017
Leave-Fill Contract
Step 1/L-0/BCSD 0 Years Exp.
\$20.08/hr.

Student Nutrition

Clingner, Brian
Student Nutrition – Hourly
Main Elementary
(Replacement)

Effective December 19, 2016
Base Contract 2017
Step 1/L-0/BCSD 0 Years Exp.
\$15.08/hr.

Substitute – Building/Office Assistant

Biggers, Britni

Molnar, Tammy

Substitute - Courier

Lee, Marcel

Substitute – Custodian

Lee, Marcel

Substitute – Secretary

Biggers, Britni

Molnar, Tammy

Substitute – Student Nutrition

Browning, Colleen

Galvan, Manuela

LEAVE OF ABSENCE

Mendenhall, Helen
SN Assistant – Transportation
Transportation Department

Effective January 5, 2017
1 Unpaid Day

Ryan, Robert
Bus Driver
Transportation Department

Effective January 1, 2017 – December 20, 2017
Unpaid Days

Stagner, Rhonda
Hourly
Ankeney Middle School

Effective December 21, 2016 – January 13, 2017
12.75 Unpaid Days

PROMOTION

Schneider, Tammy
From: Study Hall Monitor, Step 3/L-3 @ Coy Middle School
To: Head Custodian, Step 4/L-3 @ Coy MS/Trebein Elementary
(Replacement)

Effective January 3, 2017
\$21.81/hr.

TERMINATION

Osborn, Carolyn
Building/Office Assistant
Beavercreek High School

Effective February 28, 2017
Beavercreek 17 Years
Retirement



B. Employee Code of Conduct

Mr. Taylor seconded the motion.

ROLL CALL: Peg Arnold, aye; Gene Taylor, aye; Krista Hunt, aye; Dennis Morrison, aye; Jo Ann Rigano; aye.

Motion carried 5-0

IX. SUPERINTENDENT'S REPORT

SEE NEXT PAGE(S)

Monthly Updates from the Superintendent

In an effort to keep you better informed on the operations of the district, I will be sending out this monthly newsletter to all families and staff members in the Beavercreek City Schools. The newsletter will be sent via email and will also be stored on our district website should you need to review the information presented at a later date. It is my intent to distribute the newsletter in the days following the Board's regular monthly meeting. This will allow me to provide not only valuable district information but also provide details of the board meeting. It is my hope that the information provided will help to connect you to the decisions and discussions that are taking place in this outstanding school district.

January is Board Recognition Month – Find Time to Say "Thank You"

Boards of education are a mature and tested institution in Ohio. School board members make policy; approve contracts with employees; choose curriculum; adopt budgets; and select a superintendent and treasurer to administer the district. They do all these tasks with the emphasis on what's best for the children they serve.

Being an effective school board member is no easy task, particularly in today's climate of change and challenge. School board members need to be knowledgeable about many complex education and social issues, and carry out initiatives and directives from both federal and state governments. To face these demands of governing our public schools, they give countless hours of personal time.

Through dedicated, responsible endeavors, school board members serve the public interest in public education – and serve the needs of our kids. They ensure that decisions about public schools are made as close to the needs of our communities as possible. Their public service is an excellent example for young and old alike of the tradition of volunteerism that is a hallmark of American society.

This January, our community is invited to honor the contributions and dedication of our local school board members – these locally-elected citizens who make decisions that affect, influence and direct the education of our youth.

Our school board is just one of 719 such boards across Ohio. Please join me in saying "thank you" to those who participate in what is perhaps the purest form of grassroots democratic principles upon which our republic was founded.

Our school board members do make a difference in the Beavercreek Community, for every child, every day.

Beavercreek Board of Education Proceeds with Substitute of an Emergency Levy

At last week's Board of Education Meeting, the Board took the necessary steps to place a substitution of an emergency tax levy on the May ballot. The 6 mill Emergency Substitution Levy is a renewal levy for an emergency levy which is expiring. This levy will generate \$10.4 million for the district and will **NOT** raise taxes for members of our community. The Beavercreek Community is growing exponentially with housing and the levy will provide an avenue for those moving into our community to pay their fair share (equivalent to what current residents are paying). More information about this levy will be communicated in the months ahead. If you should have any questions about the levy, please do not hesitate to contact me directly, I am happy to any information you may desire. Email: paul.otten@beavercreek.k12.oh.us or by phone 937-458-2441

Treasurer Rucker and Superintendent Otten to have Coffee with the Community

District Treasurer, Penny Rucker, and I will be holding monthly coffees throughout Beavercreek in an effort to meet with members of the community to share information about the district, answer questions and/or address concerns. This is an opportunity for us to learn from you and connect with those that have an interest in our school system. We can become better when we are able to learn from others – all members of our community are critical to our success. Below is the schedule for the remainder of January and February – we hope to see you there:

- 8:30 AM – 10:00 AM, Thursday, January 26, 2017 – Panera by Fairfield Commons
- 8:30 AM – 10:00 AM, Monday, January 30, 2017 – Kroger Café (next to Starbucks)
- 8:30 AM – 10:00 AM, Friday, February 3, 2017 – Bob Evans (by Lofino's Marketplace)
- 8:30 AM – 10:00 AM, Friday, February 10, 2017 – Panera by Fairfield Commons
- 8:30 AM – 10:00 AM, Monday, February 13, 2017 – Bob Evans (by Lofino's Marketplace)
- 10:00 AM – 11:30 AM, Wednesday, February 15, 2017 – Kroger Café (next to Starbucks)
- 8:30 AM – 10:00 AM, Tuesday, February 21, 2017 – Panera by Fairfield Commons
- 10:00 AM – 11:30 AM, Monday, February 27, 2017 – Bob Evans (by Lofino's Marketplace)

An Evening with the Superintendent

Effective communication is critical in accomplishing anything worthwhile. In addition to the community coffees which will be held during the mornings, I would like to invite members of our community to meet with me and members of our administrative team to discuss and address those issues that are of interest to you. I fully realize that for some individuals, it can be difficult to find time during the day to break away from work to attend a community coffee at a local establishment in the morning. I have always found it beneficial to find time in the evening to meet with members of our community so that we may learn from each other. The more I can learn, the better I will be able to do my job. In addition, the more I can communicate to our community, the better understanding they have of our district. Below are two opportunities for our community to utilize to communicate directly with me and other district administrators:

1. Community Conversations with Superintendent Otten –The Beavercreek City Schools belong to you, the residents and taxpayers of this community, and we want to hear your ideas, thoughts and opinions about your schools and how we should approach a changing landscape. These conversations are about deepening the relationship and building a partnership with residents, finding common ground on our core values around education, defining the purpose of education, and confronting and solving difficult issues in education. To do all that, we need to understand residents, build a better relationship between the school district and the community, and together define our values, purpose and goals. You are invited to join me for an evening of conversation regarding our school district. Below are dates and locations for our Community Conversations in February:
 1. 7:30 PM -8:30 PM, Wednesday, February 8, 2017 – Cherry House Cafe
 2. 8:00 PM- 9:00 PM, Tuesday, February 28, 2017 – Panera by Fairfield Commons
2. Home/Business Visit with Superintendent Otten –The purpose of this meeting is to allow an individual to reach out to us to establish a time that we could come into your home/business to meet with you and a group of friends, neighbors or colleagues to address specific items of concern or to provide greater information on a topic of importance to you and your group. It is our hope that the host will invite friends or neighbors to share in the conversation and will provide some specific items that they would like to have discussed. For example, if the group consists of parents of high school students, we will invite individuals from our high school administration to join us for the conversation. If the topic focuses on curriculum at the elementary levels, we will invite leadership from our curriculum department to join the conversation. If you are interested in setting up a time to have us out, please feel free to contact my secretary, Mrs. Donna Magnotta, to establish a date and time for the visit. Mrs. Magnotta can be reached by phone at 937-458-2441 or by email at donna.magnotta@beavercreek.k12.oh.us

Upcoming Events:

January 23 – 6:30 PM - College Credit Plus Parent Meeting – BHS Auditorium
January 24 – 5:30 PM - Dare Graduation at Trebein Elementary School
January 27 – Main Elementary School Pizza and Movie Night
January 27 and 28 – 7:30 PM – Mrs. McThing, Winter Play – BHS Auditorium
February 1 – 6:00 PM-7:30 PM – Fairbrook Pays it Forward Parent Night
February 3 & 4 – Evening Performances – BHS Faculty Play
February 6 – 10 – School Counselor Appreciation Week
February 7 & 8 – Trebein COSI on Wheels
February 9 – Shaw Elementary School Dinner with a Teacher
February 9 – BHS Talent Show
February 9 – 7:00 PM Ankeney MS Choir Concert at BHS Auditorium
February 13-17 – School Bus Driver Appreciation Week
February 20 – Presidents Day – No School and all offices closed
February 21 – Shaw Elementary School Spirit Night at BW3
February 22 – Ankeney MS Science Fair
February 22 – Coy MS Band Concert (6th Grade-6:00, 7th Grade-7:00, 8th Grade-8:00)
February 23 – 6:30 PM Ankeney MS 6th Grade and Jazz Band Concert at BHS
February 23 – 8:00 PM Ankeney MS 7th & 8th Grade Band Concert at BHS
February 24 – Father Daughter Sweetheart Dance at Main Elementary School
February 25 – Trebein Carnival
February 27 – Coy MS Basketball Banquet

X. ANNOUNCEMENTS

- A. January 13-14, 2017 – Show Choir Invitational
- B. January 16, 2017 – No School/All Offices Closed-Martin Luther King Day
- C. January 27, 2017 – Chamber of Commerce Celebration of Excellence Gala
- D. January 30, 2017 – Board of Education Work Session, Board of Retreat @ 6:30 p.m. in the Board/Administration Building
- E. Board of Education Meeting February 16, 2017 @ 6:30 p.m. in the Board/Administration Building

XI. BOARD MEMBER COMMENTS

- A. Ms. Hunt – Thank you to Mr. Otten for the nice gift given in appreciation.
- B. Mr. Taylor – Great presentations that speaks to the culture of Beavercreek. Spoke of what a great place Beavercreek is to live and raise children. He spoke of his honor to work with the board members and to serve the community and students of Beavercreek City Schools by serving on the board.
- C. Ms. Arnold - Is happy about the energy in the district right now. Pleased about getting out the schedules out early and the direction things are going.
- D. Ms. Rigano – Thanked the board members for being so forward thinking and fighting for our kids. She recognizes what hard work it is. However, that at the end of the day the board and community is all about the schools and the kids.
- E. Mr. Morrison - Thank you given also, for the gift. Gave congratulations to the boys/girls basketball teams for successful seasons, wrestling teams, Swim teams, also bowling teams.

XII. ADJOURMENT

There being no further business, Mr. Morrison moved to adjourn the meeting at 8:05 p.m. Ms. Arnold seconded the motion.

ROLL CALL: Dennis Morrison, aye; Peg Arnold, aye; Krista Hunt, aye; Jo Ann Rigano; aye Gene Taylor, aye;

Motion carried 5-0

We do hereby certify the above to be correct.

PRESIDENT

TREASURER

I. CALL TO ORDER

The Beavercreek Board of Education met in special session on Monday, January 30, 2017 at the Beavercreek Board/Administration Building, C&I Room. Board President, Jo Ann Rigano, called the meeting to order at 6:00 p.m.

II. ROLL CALL

The following members were present for the Board of Education:

- Peg Arnold
- Krista Hunt
- Dennis Morrison
- Jo Ann Rigano
- Gene Taylor

A quorum was declared with five members present.

III. PLEDGE OF ALLEGIANCE

Mrs. Rigano welcomed everyone and invited everyone to join in the Pledge of Allegiance to the American Flag.

IV. EXECUTIVE SESSION – RESOLUTION #2017-15

A. Ms. Hunt made a motion to enter executive session at 6:02 p.m. Ms. Arnold seconded the motion.

ROLL CALL: Krista Hunt, aye; Peg Arnold, aye; Gene Taylor, aye; Jo Ann Rigano, aye. Dennis Morrison, aye.

Motion carried 5-0.

Executive Session for the purpose of the employment of a public employee pursuant to ORC section 121.22. (G) (1), and that no actions will be taken following the meeting.

Ms. Arnold made a motion to exit executive session at 7:10 p.m. Mr. Taylor seconded the motion.

ROLL CALL: Peg Arnold, aye; Gene Taylor, aye; Dennis Morrison, aye; Krista Hunt, aye; Jo Ann Rigano, aye.

Motion carried 5-0.

V. APPROVAL OF AGENDA AS PRESENTED – RESOLUTION # 2017-16

Mr. Morrison made a motion to consider the recommendation of the Superintendent and approve the agenda as presented.

Mrs. Hunt seconded the motion.

ROLL CALL: Dennis Morrison, aye; Krista Hunt, aye; Peg Arnold, aye; Gene Taylor, aye; Jo Ann Rigano, aye

Motion carried 5-0.

VI. NEW BUSINESS – RESOLUTION #2017-17

- A. Resolution to Accept the Amount and Tax Rates for Tax Year 2016/Collection Year 2017 as Determined by the Greene County Budget Commission

SEE NEXT PAGE(S)

DEC 26, 2016
04:51 PM

GREENE COUNTY, OHIO, OH
COUNTY NUMBER 29
COMPOSITE REDUCTION FACTOR REPORT FOR THE TAX YEAR : 2016

PAGE: 7
RT102

STATE ID : 00030
TAXING DISTRICT: B03 NAME: BEAVERCREEK TP.BCSD

TAX AUTHORITY	KEY	YR DESC	TAX RATE	RES/AG CLASS			NON-RES/AG (OTHER) CLASS		
				REDUCTION FACTOR	COMPOSITE FACTOR	EFFECTIVE RATE	REDUCTION FACTOR	COMPOSITE FACTOR	EFFECTIVE RATE
GREENE COUNTY	010101 00 00	GREENE C	0.00	.000000		.000000	.000000		.000000
	010101 00 01	GENERAL	2.33	.000000		2.330000	.000000		2.330000
	010101 00 02	GEN FD N	0.17	.000000		.170000	.000000		.170000
	010101 01 0101	04 DEVELOP	3.50	.103662		3.137183	.045113		3.342105
	010101 02 0201	05 LIBRARY	1.00	.100668		.899332	.045113		.954887
	010101 02 0202	15 LIBRARY	0.90	.001367		.898770	.031477		.871671
	010101 03 0301	04 HOSPITAL	0.50	.103662		.448169	.045113		.477444
	010101 03 0302	05 HOSPITAL	0.50	.100668		.449666	.045113		.477444
	010101 04 0400	99 MENTAL H	1.50	.260755		1.108868	.138442		1.292337
	010101 05 0500	09 CHILDREN	1.50	.001367		1.497950	.031477		1.452785
	010101 06 0600	06 BRIDGE	0.25	.042051		.239487	.031477		.242131
	010101 07 0700	09 SENIOR C	1.00	.001367		.998633	.031477		.968523
	010101 07 0701	14 SENIOR C	0.40	.001367		.399453	.031477		.387409
	010101 08 0801	15 COUNTY P	0.90	.001367		.898770	.031477		.871671
	SUB TOTAL		14.45		.067385	13.476281		.042325	13.838407
BEAVERCREEK TWP	020203 00 00	BEAVERCR	0.00	.000000		.000000	.000000		.000000
	020203 00 01	GENERAL	0.50	.000000		.500000	.000000		.500000
	020203 00 02	ROAD FD	1.40	.000000		1.400000	.000000		1.400000
	020203 02 0201	00 ROAD OUT	0.50	.325817		.337092	.170899		.414551
	020203 02 0202	07 ROAD FD	1.50	.059590		1.410615	.144919		1.282622
	020203 02 0203	15 ROAD	0.40	.020170		.391932	.130328		.347869
	020203 03 0302	77 FIRE PRO	1.00	.777195		.222805	.788949		.211051
	020203 03 0304	05 FIRE PRO	2.75	.069782		2.558100	.132473		2.385699
	020203 03 0306	09 FIRE PRO	2.00	.004477		1.991046	.079278		1.841444
	020203 04 0401	76 POLICE P	1.00	.809234		.190766	.786331		.213669
	020203 04 0402	78 POLICE F	3.00	.831348		.505956	.766815		.639555
	020203 04 0403	76 POLICE F	0.90	.809234		.171689	.786331		.192302
	SUB TOTAL		14.95		.352508	9.680001		.369314	9.428762
BVCRK CITY SD	030302 00 00	BVCRK CI	0.00	.000000		.000000	.000000		.000000
	030302 00 01	GENERAL	4.60	.000000		4.600000	.000000		4.600000
	030302 00 03	PI INSTD	1.00	.000000		1.000000	.000000		1.000000
	030302 01 0101	76 GENERAL	2.20	.373929		1.377356	.415105		1.286769
	030302 01 0102	76 GENERAL	2.20	.373929		1.377356	.415105		1.286769
	030302 01 0103	76 GENERAL	4.50	.373929		2.817320	.415105		2.632028
	030302 01 0104	76 GENERAL	5.80	.373929		3.631212	.415105		3.392391
	030302 01 0105	76 GENERAL	5.50	.373929		3.443391	.415105		3.216923
	030302 01 0106	76 GENERAL	2.00	.373929		1.252142	.415105		1.169790
	030302 01 0107	82 GENERAL	4.00	.319350		2.722600	.389602		2.441592
	030302 02 0202	95 BOND \$42	1.92	.000000		1.920000	.000000		1.920000
	030302 02 0203	08 BOND \$84	2.72	.000000		2.720000	.000000		2.720000
	030302 03 0301	11 EMERGRNC	10.40	.000000		10.400000	.000000		10.400000
	030302 03 0302	13 EMERGRNC	6.00	.000000		6.000000	.000000		6.000000
	030302 04 0401	89 CONSTR/R	1.00	.520459		.479541	.557143		.442857
	SUB TOTAL		53.84		.187576	43.740910		.210455	42.509119
GR CO JVS OUTSI	050501 00 00	GR CO JV	0.00	.000000		.000000	.000000		.000000
	050501 01 0101	76 GR CO JV	0.60	.225772		.464537	.212362		.472583
	050501 01 0102	76 GR JVS O	0.60	.225772		.464537	.212362		.472583
	050501 01 0103	80 GR JVS O	1.50	.218053		1.172921	.205568		1.191648
	050501 04 0400	97 CAP/PERM	0.75	.261674		.553745	.141011		.644242

79

B. Approval of the 2017-2018 Program of Study for BHS and AMS/CMS

Ms. Arnold made a motion to consider the recommendation of the Superintendent and approve the agenda as presented.

Mrs. Hunt seconded the motion.

ROLL CALL: Peg Arnold, aye; Krista Hunt, aye; Dennis Morrison, aye; Gene Taylor, aye; Jo Ann Rigano, aye.

Motion carried 5-0.

VII. WORK SESSION

A. Board Development Training with K-12 Consultants

VIII. ANNOUNCEMENTS

A. Board of Education Meeting-February 16, 2017 @ 6:30 p.m. in the Board/Administration Building

IX. BOARD MEMBER COMMENTS

A. Ms. Hunt – None

B. Mr. Taylor – None

C. Ms. Arnold - None

D. Ms. Rigano – None

E. Mr. Morrison - None

X. ADJOURNMENT

There being no further business, Mr. Morrison moved to adjourn the meeting at 9:22 p.m. Ms. Hunt seconded the motion.

ROLL CALL: Dennis Morrison, aye; Krista Hunt, aye; Gene Taylor, aye; Peg Arnold, aye; Jo Ann Rigano, aye.

Motion carried 5-0.

We do hereby certify the above to be correct.

PRESIDENT

TREASURER

Beavercreek City Schools Monthly Analysis of Revenues and Expenses January - Fiscal Year 2017

	Monthly Estimate	Monthly Actual	Monthly Difference	Year to Date Estimate	Year to Date Actual	Year to Date Difference
Beginning Cash Balance	25,107,990	24,893,514	-214,476	27,769,569	27,769,569	0

Receipts:

	Monthly Estimate	Monthly Actual	Monthly Difference	Year to Date Estimate	Year to Date Actual	Year to Date Difference	% of Total
From Local Sources							
Real Estate Tax	0	2,158,000	2,158,000	27,301,090	29,289,564	1,988,474	67.25%
Personal Tangible	0	0	0	873,781	843,348	-30,433	1.94%
Proceeds from Sale of Notes	0	0	0	0	0	0	0.00%
Other Local	279,434	65,095	-214,339	1,956,038	1,542,772	-413,266	3.54%
From State Sources							
Foundation Program	1,117,532	1,277,336	159,805	7,822,721	8,125,571	302,851	18.66%
Rollback and Homestead/TPP Reimb	0	0	0	3,364,192	3,219,160	-145,032	7.39%
From Federal Sources							
Public Law 874	0	0	0	0	0	0	0.00%
Other Federal	0	0	0	0	0	0	0.00%
Non-Operating Receipts	2,677	2,992	315	290,144	533,824	243,680	1.23%
Total Receipts	1,399,643	3,503,423	2,103,781	41,607,966	43,554,239	1,946,274	100.00%
Receipts Plus Cash Balance	26,507,633	28,396,937	1,889,304	69,377,535	71,323,808	1,946,274	4.68%


Expenses

Salaries and Wages	3,753,294	3,729,326	-23,968	29,226,350	28,862,916	-363,434	58.30%
Fringe Benefits	1,513,328	1,585,043	71,715	11,122,940	11,392,377	269,437	23.01%
Purchased Services	710,000	754,359	44,359	5,490,692	5,720,192	229,500	11.55%
Materials, Supplies and Books	210,763	134,599	-76,164	1,475,339	1,416,564	-58,775	2.86%
Capital Outlay	13,589	104,705	91,117	95,120	240,076	144,957	0.48%
Repayment of Debt	0	0	0	0	0	0	0.00%
Other Non-Operating Expenditures	0	0	0	0	0	0	0.00%
Other (Governmental Expenditures)	276,739	271,942	-4,797	1,937,173	1,874,720	-62,453	3.79%
Total Expenditures	6,477,712	6,579,974	102,262	49,347,614	49,506,845	159,231	0.32%
Ending Cash Balance	20,029,921	21,816,963	1,787,042	20,029,921	21,816,963	1,787,042	100.00%

Months elapsed in FY	7
Total Projected Expenditures	\$84,069,799
Spent to Date	\$49,506,845
% Spent	58.89%
% of FY Elapsed	58.33%

Beavercreek City Schools
Monthly Financial Reports – January 2017

Financial Re-Cap for:
 Board of Education Meeting
 February 16, 2017




Executive Summary – Financial Reporting
For the Month of January 2017
Overview

✓ This report is based on the Five Year Forecast that was approved by the Board of Education in October 2016. As the Forecast is transitioned into budgets for the district, we will be monitoring our expenditure levels reflected in the financial reports.

✓ We project the amounts monthly for budget purposes and monitor monthly activity against those projections to determine if we are in alignment with the projected expenditures. As we proceed throughout the year, we will see if our projections hold and we will update our forecast accordingly.

✓ Currently, we are spending in alignment with our forecast as we start the fiscal year.




Executive Summary – Financial Reporting
For the Month of January 2017
Overview

✓ The following slides will present the Revenue and Expenditure line items that correspond to the Monthly Analysis of Revenues and Expenditures – the monthly report I have included in your board packet.

✓ Each month we will look at:


- ✦ Month-To-Date: Budget vs. Actual Revenues and Expenditures
- ✦ Fiscal-To-Date: Budget vs. Actual Revenues and Expenditures



82

**Executive Summary – Financial Reporting
For the Month of January 2017
Local Receipts**

- ✓ **Real Estate Taxes** collected fiscal year-to-date total \$29,289,564 which is in alignment with fiscal year projected receipts.
- ✓ Our current tax base is stable and growing steady. This is showing recovery from the recessionary impacts in the last few years.
- ✓ We are anticipating to ask for new levy money in probably 2018 for collection in 2019 per our five year forecast...stay tuned. It does depend largely on how the state funds our district in the next couple of years on how well we are able to "make ends meet" with what we have already in place.
- ✓ It will also depend on how much housing growth we see in the next couple of years and if we are adding students.




**Executive Summary – Financial Reporting
For the Month of January 2017
Receipts**

	Monthly Estimate	Monthly Actual	Monthly Difference
Real Estate Tax	\$0	\$2,158,000	\$2,158,000
	Year to Date Estimate	Year to Date Actual	Year to Date Difference
	\$27,301,090	\$29,289,564	\$1,988,474



**Executive Summary – Financial Reporting
For the Month of January 2017
State Funding Receipts**

- ✓ **State Foundation** funding of \$1,277,336 was collected this month. To date, we are \$302,851 (or 3.7%) over projections on our collections. (We will continue see adjustments to our state funding due to the biennium budget changes and as a reflection of our new school year's enrollment, along with other state variables like our property wealth in relation to the wealth of other districts and our personal income in relation to other districts. The state uses these types of variables to determine a State Share Index (SSI).)
- ✓ We will continue to monitor these changes in funding closely. We have updated our Five Year Forecast to reflect the additional funds to date.



**Executive Summary – Financial Reporting
For the Month of January 2017**

Receipts


	Monthly Estimate	Monthly Actual	Monthly Difference
State Foundation	\$1,117,532	\$1,277,336	\$159,805
	Year to Date Estimate	Year to Date Actual	Year to Date Difference
	\$7,822,721	\$8,125,571	\$-145,032



**Executive Summary – Financial Reporting
For the Month of January 2017**

Revenues:


- ✓ Our non-operating receipts are comprised of \$529,807 of general funds that were advanced to other funds in deficit at end of the Fiscal Year 2016. Typically, the funds are awaiting federal/state reimbursements at year-end.
- ✓ This practice of advancing funds to/from the general fund at year-end/year-beginning is in compliance with Ohio Revised Code and is audited annually to be sure proper accounting is used.
- ✓ We are in compliance.



**Executive Summary – Financial Reporting
For the Month of January 2017**


Expenditures:

- ✓ Salaries and wages as of January are coming in under projections by approximately \$-363k.
- ✓ Fringe benefits as of the month of January came in over projections by approximately \$269k.
- ✓ These expenditures will ebb and flow from month-to-month as we monitor them to be sure they are in compliance with the five year forecast.



Executive Summary – Financial Reporting
For the Month of January 2017
Expenditures

	Monthly Estimate	Monthly Actual	Monthly Difference
Salaries & wages	\$3,753,294	\$3,729,326	\$-23,968
	Year to Date Estimate	Year to Date Actual	Year to Date Difference
	\$29,226,350	\$28,862,916	\$-363,434




Executive Summary – Financial Reporting
For the Month of January 2017
Expenditures

	Monthly Estimate	Monthly Actual	Monthly Difference
Fringe Benefits	\$1,513,328	\$1,585,043	\$71,715
	Year to Date Estimate	Year to Date Actual	Year to Date Difference
	\$11,122,940	\$11,392,377	\$269,437



Executive Summary – Financial Reporting
For the Month of January 2017
Expenditures:

- ✓ Purchased Services costs of \$754,359 this month-to-date and came in over projections of \$229,500 fiscal-to-date.
- [The charter and voucher payments, which are strictly pass-thru payments, comprised approximately \$223 thousand (30%) of the purchased services costs in January...
- ✓ Materials, Supplies and Books to date came in under projections by about \$-58,775.
- ✓ Capital Outlay to date came in over projections by about \$144,957.




Executive Summary – Financial Reporting
For the Month of January 2017
Expenditures

	Monthly Estimate	Monthly Actual	Monthly Difference
<u>Purchased Svcs.</u>	\$710,000	\$754,359	\$44,359
	Year to Date Estimate	Year to Date Actual	Year to Date Difference
	\$5,490,692	\$5,720,192	\$229,500



Executive Summary – Financial Reporting
For the Month of January 2016
Expenditures

	Monthly Estimate	Monthly Actual	Monthly Difference
<u>Materials, Supplies</u>	\$210,763	\$134,599	\$-76,164
	Year to Date Estimate	Year to Date Actual	Year to Date Difference
	\$1,475,339	\$1,416,564	\$-58,775



Executive Summary – Financial Reporting
For the Month of January 2017
Expenditures

	Monthly Estimate	Monthly Actual	Monthly Difference
<u>Capital Outlay</u>	\$13,589	\$104,705	\$91,117
	Year to Date Estimate	Year to Date Actual	Year to Date Difference
	\$95,120	\$240,076	\$144,957




86

**Executive Summary – Financial Reporting
For the Month of January 2017**

Expenditures:

- ✓ Expenditures are over projections by about \$159,231 or 0.32%.
- ✓ We continue monitoring these expenditures to determine that our spending plan is still in proper alignment.



**Executive Summary – Financial Reporting
For the Month of January 2017**

Expenditures


	Monthly Estimate	Monthly Actual	Monthly Difference
Total Expenditures	\$6,477,712	\$6,579,974	\$102,262
	Year to Date Estimate	Year to Date Actual	Year to Date Difference
	\$49,347,614	\$49,506,845	\$159,231



**Executive Summary – Financial Reporting
For the Month of January 2017**

Expenditures:


- ✓ As of January, we are close to being in alignment with budgeted expenditures, 58.33% of the fiscal year has elapsed and we have spent 58.89% of the annual budget. Our cash-flow is slightly positive based on the cash advance we got in January. We are within projected cash flow.
- ✓ We did have \$529,807 in advances to close the books as of June 30, 2016. We made these advances from General Fund to the various grant funds awaiting reimbursement from state and federal sources. Since the grants are reimbursing, we must advance funds at year-end so they are not in a deficit. Advances are not required to be budgeted per Ohio Law.



Executive Summary – Financial Reporting
For the Month of January 2017
“Bottom-Line” Cash Balance:

<u>Ending Cash Balance</u>	<u>Monthly Estimate</u>	<u>Monthly Actual</u>	<u>Monthly Difference</u>
	\$20,029,921	\$21,816,963	\$1,787,042
	<u>Year to Date Estimate</u>	<u>Year to Date Actual</u>	<u>Year to Date Difference</u>
	\$20,029,921	\$21,816,963	\$1,787,042





BCSD BANK RECONCILIATION

January 2017

				2/8/17
				4:24 PM
Bank Statement Balances:				
Chase - Operating (Concentration Acct.)				4,527,727.62
US Bank - Meeder Money Market				477,631.95
US Bank - Meeder Investments				23,331,145.50
Chase- High Yield Savings				15,014.61
STAR Ohio				6,416,111.04
STAR Plus				0.00
PNC Bank - Money Market Savings				914,896.14
Self-Insured Worker's Compensation				58.67
Chase - Petty Cash			14,000.00	
Athletic Change Fund			3,500.00	
Food Service Change Fund			1,000.00	
BHS Change Fund			500.00	
CMS Change Fund			500.00	
AMS Change Fund			300.00	
Central Office Change Fund			100.00	
			Total Bank Balances:	35,702,485.53
Adjustments:				
Outstanding Checks (Operating)				(248,168.89)
Outstanding Checks (Payroll)				(109,136.16)
Outstanding Checks (Worker's Comp)				(58.67)
Outstanding Vcard Payments (CPS)				130,680.21
VCARD ACH in Transit				-
VCARD Expired				-
Interest - Chase Operating				-
Interest - Meeder Investments				(17,710.47)
Interest - Chase High Yield Savings				(1.05)
Interest - STAR Ohio				(5,745.04)
Interest - STAR Plus				-
Interest - PNC Bank				(73.91)
CBS amount in Accumulator				(122.00)
U.S. Treasury Direct in Accumulator				0.00
Monthly Analysis Charge - PNC Bank				37.25
Meeder Monthly Investment Fee				1980.02
Returned Payroll ACH				(35.21)
eSERS ACH - Merchants				3.00
			Total Adjustments:	(248,350.92)
Adjusted Bank Balances:				35,454,134.61
Fund Balances per Board Books:				35,454,134.61
Variance				0.00

89

BEAVERCREEK CITY SCHOOL DISTRICT					
INVESTMENT INCOME					
January					
2017					
INVESTMENT INCOME:					
Bank				Amount	Receipt Code
US Bank - Meeder - MM			Variable	0.00	001-1410-0000
US Bank - Meeder - Investment			Variable	41,996.62	001-1410-0000
US Bank - Meeder - Prem./Disc.			Variable	0.00	001-1410-0000
US Bank - Meeder - Gain/(Loss)			Variable	(24,286.15)	001-1410-0000
Chase - High Yield Savings			0.05%	1.05	001-1410-0000
Star Ohio			0.79%	5,745.04	001-1410-0000
Star Plus			0.50%	0.00	001-1410-0000
PNC Bank - Business Money Market			0.05%	73.91	001-1410-0000
TOTAL INVESTMENT INCOME				\$ 23,530.47	
INVESTMENT INCOME DISTRIBUTION:					
Fund		Fund Balance	Rate	Amount	Receipt Code
Food Service Fund		457,951.49	0.10%	38.16	006-1410-0000
Dayton Islamic		55,391.23	0.10%	4.62	401-1410-9517
St. Luke		45,403.15	0.10%	3.78	401-1410-9617
Carroll HS		132,571.14	0.10%	11.05	401-1410-9717
Bright Beginnings		3,044.53	0.10%	0.25	401-1410-9917
CWN - Beavercreek		13,971.96	0.10%	1.16	401-1410-9817
				\$ 59.02	
General Fund Interest Distribution				\$ (59.02)	001-1410-0000
RECEIPT #	J. Mitman				
POSTED	J. Mitman				

Begin Balance	MTD Receipts	FYTD Receipts	MTD Expenditures	FYTD Expenditures	Current Fund Balance	Current Encumbrances	Unencumbered Fund Balance
27,769,569.13	3,503,423.60	43,554,238.55	6,579,974.81	49,506,842.73	21,816,964.95	2,244,777.37	19,572,187.58
TOTAL FOR Fund 001 - GENERAL:							
4,710,644.79	268,000.00	3,875,862.50	0.00	6,116,117.35	2,470,389.94	0.00	2,470,389.94
TOTAL FOR Fund 002 - BOND RETIREMENT:							
4,524,025.53	85,000.00	1,357,903.72	146,063.12	2,207,089.79	3,674,839.46	635,916.55	3,038,922.91
TOTAL FOR Fund 003 - PERMANENT IMPROVEMENT:							
90,666.41	0.00	0.00	0.00	11,528.00	79,138.41	79,138.41	0.00
TOTAL FOR Fund 004 - BUILDING:							
500,362.36	172,609.09	1,216,174.60	215,045.53	1,258,585.47	457,951.49	313,733.80	144,217.69
TOTAL FOR Fund 006 - FOOD SERVICE:							
11,424.82	0.00	3,952.77	0.00	1,800.00	13,577.59	0.00	13,577.59
TOTAL FOR Fund 007 - SPECIAL TRUST:							
919,591.66	26,673.90	376,166.71	23,143.40	415,841.23	879,917.14	70,352.48	809,564.66
TOTAL FOR Fund 009 - UNIFORM SCHOOL SUPPLIES:							
466,714.62	29,233.66	190,749.19	16,411.98	156,942.05	500,521.76	65,600.52	434,921.24
TOTAL FOR Fund 018 - PUBLIC SCHOOL SUPPORT:							
7,499.13	150.00	6,225.00	0.00	1,500.00	12,224.13	0.00	12,224.13
TOTAL FOR Fund 019 - OTHER GRANT:							
12,725.00	3,420.00	13,565.95	1,969.11	24,024.79	2,266.16	0.00	2,266.16
TOTAL FOR Fund 020 - SPECIAL ENTERPRISE FUND:							
854,061.57	564,435.45	4,523,147.01	583,591.77	4,608,613.97	768,594.61	0.00	768,594.61
TOTAL FOR Fund 022 - DISTRICT AGENCY:							
2,678,001.14	1,214,997.06	7,720,648.19	1,003,931.93	6,802,615.37	3,596,033.96	732.00	3,595,301.96
TOTAL FOR Fund 024 - EMPLOYEE BENEFITS SELF INS.:							
580,355.86	15,841.63	122,210.74	6,801.46	103,540.86	599,025.74	73,838.82	525,186.92
TOTAL FOR Fund 027 - WORKMANS COMPENSATION-SELF IN:							
167,641.14	3,711.05	115,484.59	16,228.23	78,073.90	205,051.83	41,674.20	163,377.63
TOTAL FOR Fund 200 - STUDENT MANAGED ACTIVITY:							
409,483.67	23,575.60	473,539.90	51,520.01	389,479.13	493,544.44	120,132.96	373,411.48
TOTAL FOR Fund 300 - DISTRICT MANAGED ACTIVITY:							
311,387.80	24.35	548,053.96	67,836.18	609,059.75	250,382.01	96,690.64	153,691.37
TOTAL FOR Fund 401 - AUXILIARY SERVICES:							

9

Date: 02/03/2017
 Time: 8:31 am

Beavercreek City Schools
 Financial Report by Fund
 BCSD - CLOSE JANUARY 2017

Begin Balance	MTD Receipts	FYTD Receipts	MTD Expenditures	FYTD Expenditures	Current Fund Balance	Current Encumbrances	Unencumbered Fund Balance
TOTAL FOR Fund 416 - TEACHER DEVELOPMENT:	0.00	0.00	0.00	0.00	0.00	0.00	0.00
TOTAL FOR Fund 431 - GIFTED EDUCATION FUND:	0.00	0.00	0.00	0.00	0.00	0.00	0.00
TOTAL FOR Fund 432 - MANAGEMENT INFORMATION SYSTEM	0.00	0.00	0.00	0.00	0.00	0.00	0.00
TOTAL FOR Fund 440 - ENTRY YEAR PROGRAMS:	0.00	0.00	0.00	0.00	0.00	0.00	0.00
TOTAL FOR Fund 451 - DATA COMMUNICATION FUND:	0.00	8,100.00	0.00	0.00	8,100.00	0.00	8,100.00
TOTAL FOR Fund 452 - SCHOOLNET PROFESS. DEVELOPME	0.00	0.00	0.00	0.00	0.00	0.00	0.00
TOTAL FOR Fund 459 - OHIO READS:	0.00	0.00	0.00	0.00	0.00	0.00	0.00
TOTAL FOR Fund 460 - SUMMER INTERVENTION:	0.00	0.00	0.00	0.00	0.00	0.00	0.00
TOTAL FOR Fund 466 - STRAIGHT A FUND:	0.00	4,426.71	20,143.59	27,935.25	20,143.59	357,986.01	378,129.60
TOTAL FOR Fund 499 - MISCELLANEOUS STATE GRANT FUN	0.00	2,931.93	1,956.12	17,845.38	1,956.12	0.00	1,956.12
TOTAL FOR Fund 504:	0.00	0.00	0.00	0.00	0.00	0.00	0.00
TOTAL FOR Fund 506 - RACE TO THE TOP:	0.00	0.00	0.00	0.00	0.00	0.00	0.00
TOTAL FOR Fund 514:	0.00	0.00	0.00	0.00	0.00	0.00	0.00
TOTAL FOR Fund 516 - IDEA PART B GRANTS:	4,286.78	153,229.26	115,936.83	903,640.85	115,936.83	29,974.25	145,811.08
TOTAL FOR Fund 532:	0.00	0.00	0.00	0.00	0.00	0.00	0.00
TOTAL FOR Fund 533 - TITLE II D - TECHNOLOGY:	0.00	0.00	0.00	0.00	0.00	0.00	0.00

9/2

Date: 02/03/2017
 Time: 8:31 am

Beavercreek City Schools
 Financial Report by Fund
 BCSD - CLOSE JANUARY 2017

Begin Balance	MTD Receipts	FYTD Receipts	MTD Expenditures	FYTD Expenditures	Current Fund Balance	Current Encumbrances	Unencumbered Fund Balance
0.00	8,380.40	25,222.86	5,977.00	31,199.86	5,977.00-	0.00	5,977.00-
TOTAL FOR FUND 551 - LIMITED ENGLISH PROFICIENCY:							
0.00	54,004.51	272,700.83	35,698.63	308,399.46	35,698.63-	42.50	35,741.13-
TOTAL FOR FUND 572 - TITLE I DISADVANTAGED CHILDRE							
0.00	0.00	0.00	0.00	0.00	0.00	0.00	0.00
TOTAL FOR FUND 573 - TITLE V INNOVATIVE EDUC PGM:							
0.00	0.00	0.00	0.00	0.00	0.00	0.00	0.00
TOTAL FOR FUND 584 - DRUG FREE SCHOOL GRANT FUND:							
0.00	1,865.77	9,567.99	2,107.15	11,675.14	2,107.15-	695.70	2,802.85-
TOTAL FOR FUND 587 - IDEA PRESCHOOL-HANDICAPPED:							
0.00	0.00	0.00	0.00	0.00	0.00	0.00	0.00
TOTAL FOR FUND 589:							
0.00	30,421.21	61,509.26	1,257.56	67,257.82	1,257.56-	53,047.39	54,304.95-
TOTAL FOR FUND 590 - IMPROVING TEACHER QUALITY:							
0.00	0.00	433,403.29	29,919.75	624,715.42	191,312.13-	500.00	191,812.13-
TOTAL FOR FUND 599 - MISCELLANEOUS FED. GRANT FUND							
GRAND TOTALS:							
44,022,932.41	6,166,355.18	65,715,525.77	8,925,514.16	74,284,323.57	35,454,134.61	4,184,833.60	31,269,301.01

93

Beavercreek City School District Portfolio Comparison



12/31/2016


Duration Diversification

	PERCENTAGE	DOLLAR AMOUNT
0-1 year	42%	\$10,054,691
1-2 years	10%	\$2,484,000
2-3 years	19%	\$4,488,356
3-4 years	20%	\$4,786,000
4-5 years	8%	\$1,980,000
		\$23,793,047

Portfolio Statistics

Weighted Average Maturity	1.90 years
Weighted Average Yield	1.43%
Annualized Interest Income	\$340,451

Portfolio Allocation



1/31/2017


Duration Diversification

	PERCENTAGE	DOLLAR AMOUNT
0-1 year	45%	\$10,816,422
1-2 years	7%	\$1,738,000
2-3 years	19%	\$4,488,356
3-4 years	20%	\$4,786,000
4-5 years	8%	\$1,980,000
		\$23,808,777

Portfolio Statistics

Weighted Average Maturity	1.95 years
Weighted Average Yield	1.49%
Average Annual Interest Income	\$349,577

Portfolio Allocation



Yield and Interest Income information is annualized. All yield information is shown gross of any advisory or custody fees and is based on yield to maturity at cost. Past performance is not a guarantee of future results.

94

This report prepared for PENNY RUCKER
MEEDER
 INVESTMENT MANAGEMENT

BEAVERCREEK CITY SCHOOL DISTRICT
 Consolidated Investment Portfolio
 As of: 01/31/2017 Settle Date

CASH ACCOUNTS¹

PAR	TYPE	COUPON	MATURITY DATE	SETTLE DATE	ORIGINAL PRINCIPAL ²	PURCHASE YLD	NOTE/CALL FEATURE	SAFEKEEPING	CUSIP	DAYS TO MATURITY
477,632	MMK	0.170%	2/2/17	1/31/17	477,631.95	0.170%	US Bank	US Bank	065388BA5	1

SECURITIES

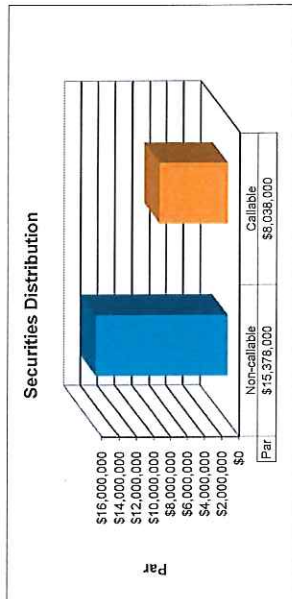
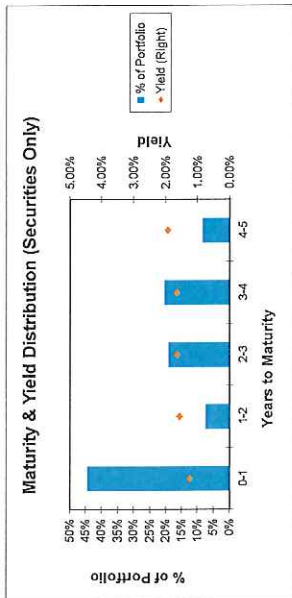
PAR	TYPE	COUPON	MATURITY DATE	SETTLE DATE	ORIGINAL PRINCIPAL ²	PURCHASE YLD	NOTE/CALL FEATURE	SAFEKEEPING	CUSIP	DAYS TO MATURITY
650,000	CP	0.000%	02/10/17	05/19/16	645,323.79	0.989%	BANK OF TOKYO-MITS	US Bank	065388BA5	10
249,000	CD - Bkld	1.100%	03/24/17	09/25/14	249,000.00	1.100%	FUSHING BANK - Monthly Interest	US Bank	94287AAM1	52
1,500,000	CP	0.000%	04/04/17	07/11/16	1,488,096.24	1.092%	CREDIT AGRICOLE CIB NY	US Bank	225233R40	53
400,000	CP	0.000%	05/05/17	08/10/16	396,218.82	1.297%	ABBEY NAT'L TREASURY	US Bank	00280NNS0	94
1,565,000	CP	0.000%	05/05/17	08/10/16	1,550,553.31	1.266%	NATINGS NY	US Bank	63873J850	94
250,000	CP	0.000%	06/23/17	09/28/16	247,748.06	1.236%	ING FUNDING LLC	US Bank	4497W0TF3	143
400,000	CP	0.000%	06/23/17	09/28/16	396,198.66	1.318%	BANK OF TOKYO-MITS	US Bank	065388BT8	143
350,000	CP	0.000%	06/30/17	10/04/16	346,730.90	1.277%	TOYOTA MOTOR CORP	US Bank	86233G7W6	150
248,000	CD - Bkld	1.000%	07/28/17	07/30/15	248,000.00	1.000%	EVERBANK - Semi-Annual Interest	US Bank	269776CZP8	178
495,000	CP	0.000%	07/28/17	11/04/16	450,293.28	1.431%	CREDIT SUISSE NEW YORK	US Bank	2254EAUJ5	178
210,000	CP	0.000%	07/28/17	11/07/16	207,852.17	1.431%	CREDIT SUISSE NEW YORK	US Bank	2254EAUJ5	178
1,200,000	CP	0.000%	10/02/17	01/13/17	1,188,472.00	1.349%	CANADIAN IMPERIAL	US Bank	13607EX20	244
1,600,000	CP	0.000%	10/04/17	01/13/17	1,584,394.87	1.359%	DEXIA	US Bank	2521APAK6	248
600,000	CP	0.000%	10/06/17	01/13/17	593,948.50	1.395%	BANK OF TOKYO-MITS	US Bank	065388BX65	248
249,000	CD - Bkld	1.100%	01/24/18	07/24/15	249,000.00	1.100%	BANK OF NORTH CAROLINA - Monthly Interest	US Bank	06414QW07	358
249,000	CD - Bkld	1.100%	01/24/18	07/24/15	249,000.00	1.100%	FIRST CITIBUS BANK - Monthly Interest	US Bank	31959CC7	358
248,000	CD - Bkld	1.300%	01/30/18	01/30/15	248,000.00	1.300%	AMERICAN EXP CENT - Semi-Annual Interest	US Bank	02957DMC7	364
249,000	CD - Bkld	1.200%	06/18/18	06/17/16	249,000.00	1.200%	WELLS FARGO BANK-Semi-Annual Interest	US Bank	949748X1	503
248,000	CD - Bkld	1.400%	07/30/18	07/29/15	248,000.00	1.400%	DOLLAR BANK FSB - Semi-Annual Interest	US Bank	2566SQT12	545
247,000	CD - Bkld	1.850%	09/19/18	09/19/14	247,000.00	1.850%	NORTHERN BK&T - Quarterly Interest	US Bank	6847GCR7	545
249,000	CD - Bkld	1.650%	09/25/18	09/25/14	249,000.00	1.650%	GE CAPITAL BANK - Semi-Annual Interest	US Bank	361163YK3	545
247,000	CD - Bkld	1.650%	09/26/18	09/26/14	247,000.00	1.650%	AMERICAN BK - Monthly Interest	US Bank	02442P4L0	602
249,000	CD - Bkld	1.700%	09/28/18	09/29/14	249,000.00	1.700%	INVESTORS BK - Semi-Annual Interest	US Bank	46176PJD1	603
470,000	FNMA	1.300%	03/15/19	03/11/16	470,000.00	1.300%	ENERBANK USA - Monthly Interest	US Bank	28286NCA47	605
535,000	FRBS	1.250%	03/21/19	03/29/16	535,000.00	1.250%	9/15/15 Quarterly	US Bank	313663DQ5	713
247,000	CD - Bkld	2.100%	09/17/19	09/17/14	247,000.00	2.100%	3/21/17 Continuous	US Bank	31338FN94	719
247,000	CD - Bkld	2.150%	09/17/19	09/17/14	247,000.00	2.150%	GOLDMAN SACHS BANK USA - Semi-Annual Interest	US Bank	381471517	719
247,000	CD - Bkld	2.150%	09/18/19	09/18/14	247,000.00	2.150%	DISCOVER BK - Semi-Annual Interest	US Bank	2546718Q8	959
247,000	CD - Bkld	2.100%	09/19/19	09/19/14	247,000.00	2.100%	SALLIE MAE BANK - Semi-Annual Interest	US Bank	795450TB1	959
249,000	CD - Bkld	2.100%	09/23/19	09/22/14	249,000.00	2.100%	AMER EXP FSB - Semi-Annual Interest	US Bank	02557CBK5	960
248,000	CD - Bkld	1.300%	10/07/19	10/06/16	248,000.00	1.300%	BMW BK - Semi-Annual Interest	US Bank	05580AAU8	961
249,000	CD - Bkld	1.300%	10/07/19	10/07/16	249,000.00	1.300%	COMENITY CAP BK - Monthly Interest	US Bank	20033AGS9	965
250,000	FNMA	1.300%	10/28/19	10/28/16	250,000.00	1.300%	ALLY BANK-Semi annual interest	US Bank	02006LP23	979
248,000	CD - Bkld	1.500%	10/31/19	10/30/15	248,000.00	1.500%	FIRSTBANK PUERTO RICO-Monthly Interest	US Bank	33767AG54	979
247,000	CD - Bkld	2.000%	11/26/19	12/07/16	247,000.00	2.000%	FIRST BUSINESS BANK - Semi-Annual Interest	US Bank	31356GR21	1,000
247,000	CD - Bkld	2.000%	05/28/20	05/28/15	247,000.00	2.000%	SYNCHRONY BANK - Semi-Annual Interest	US Bank	319380P65	1,002
247,000	CD - Bkld	2.300%	07/29/20	07/29/15	247,000.00	2.300%	CIT BANK - Semi-Annual Interest	US Bank	87165HEF3	1,003
780,000	FHLMC	1.500%	09/08/20	09/08/16	780,000.00	1.500%	CAPITAL ONE NA - Semi-Annual Interest	US Bank	313664JE4	1,029
247,000	CD - Bkld	2.200%	09/23/20	09/23/16	247,000.00	2.200%	CIT BANK - Semi-Annual Interest	US Bank	17284DBE7	1,113
1,100,000	FHLMC	1.500%	10/19/20	10/19/16	1,100,000.00	1.500%	12/18/16 Quarterly	US Bank	14042E4Z0	1,215
1,165,000	FNMA	1.600%	10/28/20	10/28/16	1,165,000.00	1.600%	12/18/16 Quarterly	US Bank	06740UQ1	1,316
1,000,000	FNMA	1.800%	11/25/20	11/30/16	1,000,000.00	1.800%	4/28/17 Quarterly	US Bank	06740UQ1	1,331
960,000	FNMA	1.800%	06/02/21	06/02/16	960,000.00	1.800%	5/25/17 Quarterly	US Bank	31346GSS4	1,357
270,000	FHLE	2.000%	11/24/21	11/30/16	270,000.00	2.000%	5/25/17 Quarterly	US Bank	313664JF1	1,366
750,000	FHLE	2.070%	11/24/21	11/30/16	750,000.00	2.070%	2/24/17 Quarterly	US Bank	31366GR16	1,583
							2/24/17 Quarterly	US Bank	3130AA6U7	1,758
								3130AA6U7		1,758

TOTALS	PAR	PRINCIPAL	WTD MATURITY	WTD YIELD
CASH ACCOUNTS ¹	\$ 477,632	\$ 477,631.95	1	0.17%
SECURITIES	\$ 23,416,000	\$ 23,331,145.50	712	1.46%
TOTAL	\$ 23,893,632	\$ 23,808,777.45	696	1.47%

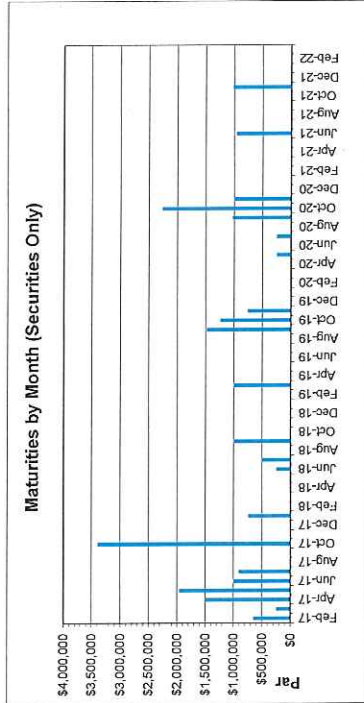
¹Balances for Cash accounts are based on information provided by the client and may not reflect true balances as of the date of this report.
²Does not include accrued interest, if any, paid at time of purchase.

95

BEAVERCREEK CITY SCHOOL DISTRICT
 Consolidated Investment Portfolio
 As of: 01/31/2017 Settle Date



Asset Class	Par	%
Cash Equivalents	\$477,632	2.0%
Cash Equivalent	\$477,632	2.0%
US Treasury	\$0	0.0%
US Treasury	\$0	0.0%
Agencies	\$8,038,000	33.6%
FFCB	\$535,000	2.2%
FHLB	\$1,020,000	4.3%
FHLMC	\$1,880,000	7.9%
FNMA	\$4,603,000	19.3%
GNMA	\$0	0.0%
Certificates of Deposit	\$6,188,000	25.9%
CD	\$6,188,000	25.9%
Other	\$9,180,000	38.4%
BA	\$0	0.0%
CP	\$9,180,000	38.4%
Other	\$0	0.0%
Grand Total	\$23,899,632	100.0%



Balances for Cash accounts are based on information provided by the client and may not reflect true balances as of the date of this report.
 *Does not include accrued interest, if any, paid at time of purchase.

96

BEAVERCREEK CITY SCHOOLS

3040 Kemp Road
Beavercreek, OH 45431

TO: **Beavercreek Board of Education**

FROM: Mrs. Penny Rucker, Treasurer

RE: Donations

The following items were donated:

<u>DONOR</u>	<u>ITEM/GIFT RECEIVED BY</u>	<u>ITEM DONATED</u>
Barnes & Noble	CMS/English Department Fund	\$ 47.10
Bob Evans	BHS/Peer Listening	\$ 51.00
Bower, Tami	CMS/Principal's Activity Fund	\$ 100.00
Campbell, Tim & Vicki	BHS/Scholarship Fund	\$ 100.00
City Barbeque	BHS/Student Council Fund	\$ 28.05
Coy Middle School PTO	CMS/Principal's Activity Fund	\$ 3,000.00
Easter, Dale	BHS/All-Star Dance Team	\$ 150.00
Miller, Rosemary	Ankeney Middle School	Drum Pad and Stand
Potbelly Sandwich Works	BHS/Student Council Fund	\$ 295.00
School Specialty Furniture	Beavercreek High School	Table

February 16, 2017

TO: BEAVERCREEK BOARD OF EDUCATION
FROM: Mr. Paul Otten, Superintendent
RE: Certificated Personnel

The following certificated persons are recommended for employment, salary change, leave of absence and termination of contract.

EMPLOYMENT

Supplemental Contracts 2016-2017 School Year

The following personnel are recommended for employment in the Supplemental Salary Positions shown for the 2016-2017 school year subject to the terms and conditions of State Board of Education Rules 3301-20-01, 3301-26-01 and 3301-27-02. Pursuant to ORC 3313.53, vacant positions were posted for licensed employees, licensed non-employees, and non-licensed non-employees. For the positions for which there were no qualified licensed individuals, licensed non-employees or non-licensed non-employees are recommended. Salaries shall be paid according to the Supplemental Salary Schedule adopted for the 2016-2017 school year.

Franklin, Tracy Non-Licensed, Non-Employee	Assistant Middle School Track & Field Coach Scale 8 Step 1 - 0 Years Longevity Credit (L-0)
Geilenfeldt, Margaret Non-Licensed, Non-Employee	Assistant Varsity Lacrosse Coach - Boys Scale 5 Step 1 - 0 Years Longevity Credit (L-0)
Genatempo, Vanessa Non-Licensed, Non-Employee	High School Musical Choreographer Scale 11 Step 1 - 0 Years Longevity Credit (L-0)
Harshbarger, Amy Ferguson Hall	High School Spring Intramurals Scale 10 Step 3 - 2.5 Years Longevity Credit (L-0)
Kochensparger, Jonathan Beavercreek High School	High School Musical Art & Scenery Director Scale 11 Step 1 - 0.5 Years Longevity Credit (L-0)
Krull, Hannah Licensed, Non-Employee	Assistant Middle School Track & Field Coach Scale 8 Step 1 - 0 Years Longevity Credit (L-0)
Moore, Jeffrey Non-Licensed, Non-Employee	Assistant Middle School Track & Field Coach Scale 8 Step 1 - 0 Years Longevity Credit (L-0)
Pence, Matthew Non-Licensed, Non-Employee	Head Freshman Volleyball Coach - Boys Scale 7 Step 1 - 0 Years Longevity Credit (L-0)

2016-2017 Home Instruction Tutors \$24.43 per Hour

Hagood, Sheila	Nicholaisen, Craig
Loudenslager, Jennifer	Osenbaugh, Angie

BEAVERCREEK CITY SCHOOLS

3040 Kemp Road
Beavercreek, Ohio 45431

February 16, 2017

TO: BEAVERCREEK BOARD OF EDUCATION

FROM: Mr. Paul Otten, Superintendent

RE: Classified Personnel

The following individuals are recommended for correction, employment, extended time, leave of absence, promotion and termination:

CORRECTION
LEAVE OF ABSENCE

Absher, Judith
Bus Driver
Transportation Department

Effective November 14, 2016 – January 30, 2017

49 Unpaid Days

Correction – Should be January 12, 2017 (.33 Day) and
January 13-30, 2017 (.66 Days)

EMPLOYMENT
Building/Office Assistant

Miller, Julie
Building/Office Assistant
Coy Middle School
(Replacement)

Effective January 23, 2017

Base Contract 2017

Step 4/L-0/BCSD 0 Years Exp.

\$17.15/hr.

Driver Trainee

Jones, Angela

Norris, Elisha

Special Needs Assistant (Instructional)

Frederick, Sydney
Special Needs Assistant (Instructional)
Preschool

Effective February 15, 2017

Leave-Fill Contract

Step 1/L-0/BCSD 0 Years Exp.

\$16.78/hr.

Substitute – Building/Office Assistant

Harper, Samantha

McQuade, Amanda

Substitute – Bus Driver

Norris, Elisha

Substitute - Courier

Majusick, John

Substitute - Custodian

Majusick, John

Substitute – IMC Tech.

Bowling, Ann

Substitute – Registered/Practical Nurse

Blaschak, Kimberli

Jenkins, Donna

Substitute – Secretary

Harper, Samantha

McQuade, Amanda

Substitute – SN Assistant (Instructional)

Cumberland, Anne
Thompson, Deloris

Harper, Samantha

Soine, Allison

Substitute – Student Nutrition

Harvey, Jennifer

Substitute – Teacher Assistant

Cumberland, Anne

EXTENDED TIME – ALICE TRAINING – Hours Worked & Reported – February 17, 2017

Bishop, Kim
Tester, Terri

Lucas, Donna
Yamamoto, Christine

Steeley, Cindy

LEAVE OF ABSENCE

Absher, Judith
Bus Driver
Transportation Department

Effective January 31, 2017 – March 10, 2017
28 (.66) Unpaid Days

Mackie, Crystal
Bus Driver
Transportation Department

Effective February 9, 2017 - .5 Unpaid Day
February 24, 2017 – 1 Unpaid Day
February 27, 2017 – March 1, 2017 – 3 Unpaid Days

101

McSwiney, Jodi
Student Nutrition
Beavercreek High School

Effective February 23, 2017 – March 9, 2017
11 Unpaid Days

Trimbach, Patricia
Bus Driver
Transportation

Effective September 13-20, 2017
6 Unpaid Days

PROMOTION

Dufresne, Jennifer
From: Services Clerk Step 12/L-0 @ St. Luke Elementary
To: Secretary Step 6/L-0 @ Central Office \$25.15/hr.
(Replacement) Effective February 1, 2017

Hall, Anna
From: SN Assistant (Instructional) Step 1/L-0 @ Coy MS
To: Study Hall Monitor Step 4/L-0 @ Coy MS \$17.15/hr.
(Replacement) Effective February 1, 2017

TERMINATION

Beers, LaVonna
Special Needs Assistant (Instructional)
Valley Elementary Effective February 15, 2017
Beavercreek 14 Years
Resignation

Coy, Keri
Special Needs Assistant (Transportation)
Transportation Department Effective February 3, 2017
Beavercreek 4 Years
Resignation

Croft, Judy
Special Needs Assistant (Instructional)
Fairbrook Elementary Effective February 28, 2017
Beavercreek 28 Years
Retirement

Krueger, Howard
Special Needs Assistant (Instructional)
Main Elementary Effective February 3, 2017
Beavercreek 0 Years
Resignation