

BEAVERCREEK CITY SCHOOLS
Board of Education Meeting
February 14, 2019
6:30 p.m.

AGENDA

DRAFT

- I. CALL TO ORDER**
- II. ROLL CALL**
- III. PLEDGE OF ALLEGIANCE**
- IV. APPROVAL OF AGENDA AS PRESENTED**
- V. PRESENTATION**
 - A. School Spotlight–Valley Elementary School-Mr. Dan Schwieterman, Principal
 - B. Retirement Recognition-Ms. Karen Recher-Mr. Deron Schwieterman
 - C. Girls Soccer Recognition-Ms. Sarah McKittrick
 - D. Cadet Captain Brian Rihm-Appointment to Attend United States Military Academy at West Point-Major Melvin Whitlow, Jr. U.S. Air Force (Retired)
- VI. QUESTIONS AND/OR COMMENTS FROM THE PUBLIC**
- VII. APPROVAL OF THE MEETINGS HELD**
 - A. Minutes for January 2019 Board of Education Meetings
 - January 10, 2019 Organizational Meeting
 - January 10, 2019 Hearing on the Tax Budget Meeting
 - January 10, 2019 Regular Board of Education Meeting
- VIII. ITEM FOR BOARD ACTION**
 - A. Approval of Resolution Recommending Proposed Reductions for the 2019-2020 School Year p. 1
- IX. ITEMS FOR BOARD DISCUSSION**
 - A. Redistricting Recommendations-Mr. Greg Thompson
 - B. 2019-2020 Program of Studies-Mr. Jason Enix
 - C. Beaver creek Board of Education Board Book-Mr. Paul Otten

X. FINANCIAL REPORTS REQUEST-ITEMS FOR BOARD ACTION

- A. January 2019 Financial Reports p. 3
- B. FY19 Amended Certificate of Estimated Resources p. 26
- C. January 2019 Donated Items p. 27

XI. NEW BUSINESS-ITEMS FOR BOARD ACTION

- A. Employment, Salary Changes, Leaves of Absence, Terminations, Job Descriptions p. 28
- B. Approval of NEOLA Policy 5460-Graduation Requirements p. 35
- C. Approval of Type IV Reimbursements p. 38
- D. Approval of 2019-2020 Board Committees p. 39

XII. ANNOUNCEMENTS

- A. February 15, 2019-Staff Professional Development Day-No School
- B. February 15, 2019-Community Coffee-Board of Education-2:00 p.m.-3:00 p.m.
- C. February 18, 2019-No School/All Offices Closed-Presidents Day
- D. February 20, 2019-ACT Testing-No School for Grades 9, 10, 12
- E. February 27, 2019-Community Coffee-Beavercreek Library 2:00 p.m.-3:00 p.m.
- F. March 8, 2019-End of Grading Period-1 Hour Early Dismissal
- G. March 11, 2019-Community Coffee-Board of Education-9:30 a.m.-10:30 a.m.
- H. March 21, 2019-Board of Education Meeting 6:30 p.m.

XIII. BOARD MEMBER COMMENTS

XIV. EXECUTIVE SESSION

- A. The Appointment, Employment, Dismissal, Discipline, Promotion, Demotion, or Compensation of Public Employees 121.22 (G) (1)
- B. Court Action 121.22 (G)(3)-Pending or Imminent Litigation

XV. ADJOURNMENT

This meeting is a meeting of the Board of Education in public and is not to be considered a public community meeting

A Resolution of the Beavercreek City Schools Board of Education
Approving the Recommended Reductions
For the 2019-2020 School Year

WHEREAS, given the financial condition of the School District and a projected budget deficit at the end of the fiscal year on June 30, 2021, and

WHEREAS, due to the failure of the Beavercreek City School District's 6.2 Mill Emergency Levy on November 7, 2018; the School District, in an effort to adjust for lost revenue and to address the budget deficit, must enact cost reductions, and

WHEREAS, the Superintendent has recommended to the Board of Education, at their Regular Meeting on January 10, 2019, the following staff reductions and reduced expenditures beginning with the 2019-2020 school year:

- 10% Reduction in Building and Department budgets
- Reduction in the number of buses needed to transport students PreK-12 grade
- Modify operational hiring practices
- Increase student extracurricular pay to participate fees
- Modify/Reduce instructional programming (grades 6-12)
- Reduction in staffing (34.15):
 - Administration (8.0% reduction)
 - Elementary Assistant Principal (1)
 - Curriculum Supervisor (1)
 - Bldgs./Grounds & Transportation Supervisor (1)
 - Professional Staff Members (3.1% reduction)
 - District Library Media Specialist (1)
 - Classroom Teachers (14.5)
 - Classified Staff Members (5.4% reduction)
 - Custodial Services (1)
 - Grounds (1) Courier (.65)
 - Transportation (up to 9)
 - IMC Technician (1)
 - Elementary Teacher Assistant (3), and

WHEREAS, the Board of Education has reviewed and considered the recommendation of the Superintendent concerning the possible necessity for a staff reduction for the 2019-2020 School Year, which takes into consideration (1) the needs of students based on historical enrollment in various subjects, accreditation requirements, and minimum program requirements for continued state funding; (2) the funds available to implement the District's educational program and services; (3) the curriculum offerings needed in light of these factors, and the number of positions required to operate a revised education program offerings; and

NOW, THEREFORE, BE IT RESOLVED by the Beavercreek City School District Board of Education that the staff and expenditures reductions, as recommended by the Superintendent, are approved for financial reasons, and the superintendent is directed to implement the staff and expenditures reductions and to take such action as may be required by law to give appropriate notices of suspension of contracts to licensed and classified employees in order to implement the reduction and/or reorganization of the educational program and to layoff, reduce, reassign, and transfer retained licensed and classified staff members as required to implement this reduced program beginning with the 2019-2020 school year, and

BE IT FURTHER RESOLVED, that the Board authorizes and directs the Treasurer, serving as the Board's Secretary, to notify the affected individuals that their employment contracts will be suspended pursuant to the aforementioned reduction in force, for financial reasons, the effective date, and further, to provide such individuals with notice of their rights of reinstatement from such layoff, and

BE IT FURTHER RESOLVED, that it is hereby found and determined that all formal action of this Board concerning and/or relating to the adoption of this Resolution was taken in an open meeting of this Board and that all deliberations of this Board and any of its committees that resulted in such formal action were in meetings open to the public and in compliance with all legal requirements, including Section 121.22 of the Ohio Revised Code.

Beavercreek City Schools
Monthly Analysis of Revenues and Expenses
January - Fiscal Year 2019

	Monthly Estimate	Monthly Actual	Monthly Difference	Year to Date Estimate	Year to Date Actual	Year to Date Difference
Beginning Cash Balance	709,980	22,198,629	21,488,649	24,711,865	24,711,865	0

Receipts:

From Local Sources

	Monthly Estimate	Monthly Actual	Monthly Difference	Year to Date Estimate	Year to Date Actual	Year to Date Difference	% of Total
Real Estate Tax	0	0	0	27,117,182	27,056,900	-60,282	61.32%
Personal Tangible	0	0	0	913,658	951,651	37,993	2.16%
Proceeds from Sale of Notes	0	0	0	0	0	0	0.00%
Other Local	68,548	146,296	77,748	1,632,234	2,406,438	774,204	5.45%

From State Sources

Foundation Program	1,381,226	1,380,840	-386	8,748,924	9,577,657	828,733	21.70%
Rollback and Homestead/TPP Reimb	0	0	0	3,186,469	3,163,544	-22,925	7.17%

From Federal Sources

Public Law 874	0	0	0	0	0	0	0.00%
Other Federal	0	0	0	0	0	0	0.00%

Non-Operating Receipts	4,070	-662	-4,732	1,008,375	971,255	-37,120	2.20%
------------------------	-------	------	--------	-----------	---------	---------	-------

Total Receipts	1,453,844	1,526,474	72,630	42,606,842	44,127,445	1,520,603	100.00%	
Receipts Plus Cash Balance	2,163,824	23,725,103	21,561,279	67,318,707	68,839,310	1,520,603		3.57%

Expenses

Salaries and Wages	4,000,000	3,988,042	-11,958	29,500,000	30,122,605	622,605	57.86%	
Fringe Benefits	1,759,652	1,854,714	95,062	12,113,712	12,983,462	869,750	24.94%	43.10%
Purchased Services	670,000	655,718	-14,282	5,711,481	5,182,249	-529,232	9.95%	
Materials, Supplies and Books	150,000	90,636	-59,364	1,405,671	1,094,350	-311,321	2.10%	
Capital Outlay	40,000	12,871	-27,129	131,800	66,778	-65,022	0.13%	
Repayment of Debt	0	0	0	0	0	0	0.00%	
Other Non-Operating Expenditures	0	0	0	0	0	0	0.00%	
Other (Governmental Expenditures)	330,000	343,407	13,407	2,286,000	2,610,151	324,151	5.01%	


Total Expenditures	6,949,652	6,945,388	-4,264	51,148,664	52,059,595	910,931		1.78%
---------------------------	------------------	------------------	---------------	-------------------	-------------------	----------------	--	--------------

Ending Cash Balance	-4,785,828	16,779,715	21,565,543	16,170,043	16,779,715	609,672	100.00%	
----------------------------	-------------------	-------------------	-------------------	-------------------	-------------------	----------------	----------------	--

Months elapsed in FY	7
Total Projected Expenditures	\$89,925,637
Spent to Date	\$52,059,595
% Spent	57.89%
% of FY Elapsed	58.33%

Beavercreek City Schools
Monthly Financial Reports – January 2019

Financial Re-Cap for:
 Board of Education Meeting
 February 14, 2019




Executive Summary – Financial Reporting
For the Month of January 2019
Overview

✓ This report is based on the Five Year Forecast that was approved by the Board of Education in October 2018 and will be updated May 2019. As the Forecast is transitioned into budgets for the district, we will be monitoring our expenditure levels reflected in the financial reports.

✓ We project the amounts monthly for budget purposes and monitor monthly activity against those projections to determine if we are in alignment with the projected expenditures. As we proceed throughout the year, we will see if our projections hold and we will update our forecast accordingly.

✓ Currently, we are spending in alignment with our forecast as we start the fiscal year.




Executive Summary – Financial Reporting
For the Month of January 2019
Overview

✓ The following slides will present the Revenue and Expenditure line items that correspond to the Monthly Analysis of Revenues and Expenditures – the monthly report I have included in your board packet.

✓ Each month we will look at:

- ❖ Month-To-Date: Budget vs. Actual Revenues and Expenditures
- ❖ Fiscal-To-Date: Budget vs. Actual Revenues and Expenditures




Executive Summary – Financial Reporting
For the Month of January 2019
Local Receipts

✓ Real Estate Taxes collected fiscal year-to-date total \$27,056,900 which is in alignment with fiscal year projected receipts.


✓ Our current tax base is stable and growing.

✓ The 6.2 mill operating levy on the ballot in November 2018 to address our upcoming deficit balance and our current deficit spending was defeated. In February we will discuss continued legislation to place the same levy on the May 2019 ballot since it was defeated in November 2018.



Executive Summary – Financial Reporting
For the Month of January 2019
Receipts


	Monthly Estimate	Monthly Actual	Monthly Difference
<u>Real Estate Tax</u>	\$0	\$0	\$0
Year to Date Estimate	Year to Date Actual	Year to Date Difference	
\$27,117,182	\$27,056,900	\$-60,282	



Executive Summary – Financial Reporting
For the Month of January 2019
State Funding Receipts


✓ State Foundation funding of \$1,380,840 was collected this month.

✓ We will continue to monitor these changes in funding closely. We will update our May 2019 Five Year Forecast to reflect the additional funds to date.




Executive Summary – Financial Reporting
For the Month of January 2019
Receipts

	Monthly Estimate	Monthly Actual	Monthly Difference
State Foundation	\$1,381,226	\$1,380,840	\$-386
	Year to Date Estimate	Year to Date Actual	Year to Date Difference
	\$8,748,924	\$9,577,657	\$828,733




Executive Summary – Financial Reporting
For the Month of January 2019
Revenues:

- ✓ Our non-operating receipts are comprised of advances in for \$894,508. Typically, grants are awaiting federal/state reimbursements at year-end.
- ✓ This practice of advancing funds to/from the general fund at year-end/year-beginning is in compliance with Ohio Revised Code and is audited annually to be sure proper accounting is used.
- ✓ We are in compliance.




Executive Summary – Financial Reporting
For the Month of January 2019
Expenditures:

- ✓ Salaries and wages as of January are coming in over projections by approximately \$622,605.
- ✓ Fringe benefits as of the month of January came in over projections by approximately \$869,750.
- ✓ These expenditures will ebb and flow from month-to-month as we monitor them to be sure they are in compliance with the five year forecast.




Executive Summary – Financial Reporting
For the Month of January 2019
Expenditures

	Monthly Estimate	Monthly Actual	Monthly Difference
Salaries & wages	\$4,000,000	\$3,988,042	\$-11,958
	Year to Date Estimate	Year to Date Actual	Year to Date Difference
	\$29,500,000	\$30,122,605	\$622,605



Executive Summary – Financial Reporting
For the Month of January 2019
Expenditures

	Monthly Estimate	Monthly Actual	Monthly Difference
Fringe Benefits	\$1,759,652	\$1,854,714	\$95,062
	Year to Date Estimate	Year to Date Actual	Year to Date Difference
	\$12,113,712	\$12,983,462	\$869,750




Executive Summary – Financial Reporting
For the Month of January 2019
Expenditures:

✓ Purchased Services costs of \$655,718 this month-to-date came in under projections of \$-529,232 fiscal-to-date.

- [The charter and voucher payments, which are strictly pass-thru payments from ODE were not booked this month due to us not getting our settlement statements from ODE. Typically, they are comprised approximately \$250 thousand (38%) of the purchased services costs.]


✓ Materials, Supplies and Books to date came in under projections by about \$-311,321.

✓ Capital Outlay to date came in under projections by about \$-65,022.




Executive Summary – Financial Reporting
For the Month of January 2019
Expenditures

	Monthly Estimate	Monthly Actual	Monthly Difference
<u>Purchased Svcs.</u>	\$670,000	\$655,718	\$-14,282
	Year to Date Estimate	Year to Date Actual	Year to Date Difference
	\$5,711,481	\$5,182,249	\$-529,232




Executive Summary – Financial Reporting
For the Month of January 2019
Expenditures

	Monthly Estimate	Monthly Actual	Monthly Difference
<u>Materials, Supplies</u>	\$150,000	\$90,636	\$-59,364
	Year to Date Estimate	Year to Date Actual	Year to Date Difference
	\$1,405,671	\$1,094,350	\$-311,321




Executive Summary – Financial Reporting
For the Month of January 2019
Expenditures

	Monthly Estimate	Monthly Actual	Monthly Difference
<u>Capital Outlay</u>	\$40,000	\$12,871	\$-27,129
	Year to Date Estimate	Year to Date Actual	Year to Date Difference
	\$131,800	\$66,778	\$-65,022




Executive Summary – Financial Reporting
For the Month of January 2019
Expenditures:

- ✓ Expenditures are over projections by about \$911k or 1.78%.
- ✓ We continue monitoring these expenditures to determine that our spending plan is still in proper alignment.




Executive Summary – Financial Reporting
For the Month of January 2019
Expenditures

	<u>Monthly Estimate</u>	<u>Monthly Actual</u>	<u>Monthly Difference</u>
<u>Total Expenditures</u>	\$6,949,652	\$6,945,388	\$-4,264
	<u>Year to Date Estimate</u>	<u>Year to Date Actual</u>	<u>Year to Date Difference</u>
	\$51,148,664	\$52,059,595	\$910,931




Executive Summary – Financial Reporting
For the Month of January 2019
Expenditures:

- ✓ As of January, we are in alignment with budgeted expenditures, 58.33% of the fiscal year has elapsed and we have spent 57.89 % of the annual budget. Our cash-flow is positive and we expect to end the year within budget.
- ✓ We did have \$813,175 in advances to close the books as of January 30, 2018. We made these advances from General Fund to the various grant funds awaiting reimbursement from state and federal sources. Since the grants are reimbursing, we must advance funds at year-end so they are not in a deficit. Advances are not required to be budgeted per Ohio Law.



Executive Summary – Financial Reporting
For the Month of January 2019
“Bottom-Line” Cash Balance:

	Monthly Estimate	Monthly Actual	Monthly Difference
Ending Cash Balance	\$-4,785,828	\$16,779,715	\$21,565,543
	Year to Date Estimate	Year to Date Actual	Year to Date Difference
	\$16,170,043	\$16,779,715	\$609,472





BCSD BANK RECONCILIATION

January 2019

2/8/19

1:14 PM

Bank Statement Balances:

Chase - Operating (Concentration Acct.)					1,572,734.78
US Bank - Meeder Money Market					69,582.01
US Bank - Meeder Investments					14,212,150.15
Chase- High Yield Savings					15,077.04
STAR Ohio					8,810,261.87
STAR Plus					2,489,702.07
PNC Bank - Money Market Savings					23,558.00
Self-Insured Worker's Compensation					232.54
Athletic Change Fund				5,000.00	
Food Service Change Fund				1,000.00	
BHS Change Fund				500.00	
CMS Change Fund				500.00	
AMS Change Fund				500.00	
Central Office Change Fund				100.00	

Total Bank Balances:					27,200,898.46
-----------------------------	--	--	--	--	----------------------

Adjustments:

Outstanding Checks (Operating)					(114,928.83)
Outstanding Checks (Payroll Net)					(56,906.52)
Outstanding Checks (Worker's Comp)					(232.54)
Outstanding Vcard Payments (CPS)					15,858.75
VCARD ACH in Transit					-
VCARD Voids/Reissued checks/Expired Payment					-
Interest - Chase Operating					-
Interest - Meeder Investments					(21,584.96)
Interest - Chase High Yield Savings					(3.58)
Interest - STAR Ohio					(22,494.65)
Interest - STAR Plus					(5,183.46)
Interest - PNC Bank					(23.95)
CBS amount in Accumulator					(234.00)
Returned Payroll ACH					(35.21)
Payroll Adjustment					(815.36)
1/3 Special Pay ACHs/SERS not sent					(46.10)

Total Adjustments:					(206,630.41)
---------------------------	--	--	--	--	---------------------

Adjusted Bank Balances:					26,994,268.05
--------------------------------	--	--	--	--	---------------

Fund Balances per Board Books:					26,994,268.05
---------------------------------------	--	--	--	--	---------------

Variance					0.00
-----------------	--	--	--	--	-------------

BEAVERCREEK CITY SCHOOL DISTRICT					
INVESTMENT INCOME					
January 2019					
INVESTMENT INCOME:					
Bank				Amount	Receipt Code
US Bank - Meeder - MM			Variable	0.00	001-1410-0000
US Bank - Meeder - Investment			Variable	21,584.96	001-1410-0000
US Bank - Meeder - Prem./Disc.			Variable	0.00	001-1410-0000
US Bank - Meeder - Gain/(Loss)			Variable	0.00	001-1410-0000
Chase - High Yield Savings			0.28%	3.58	001-1410-0000
Star Ohio			2.56%	22,494.65	001-1410-0000
Star Plus			2.58%	5,183.46	001-1410-0000
PNC Bank - Business Money Market			1.20%	23.95	001-1410-0000
TOTAL INVESTMENT INCOME				\$ 49,290.60	
INVESTMENT INCOME DISTRIBUTION:					
Fund		Fund Balance	Rate	Amount	Receipt Code
Food Service Fund		190,706.64	0.28%	44.50	006-1410-0000
Dayton Islamic		65,819.48	0.28%	15.36	401-1410-9518
St. Luke		7,475.35	0.28%	1.74	401-1410-9618
Carroll HS		77,180.78	0.28%	18.01	401-1410-9718
Bright Beginnings		0.00	0.28%	0.00	401-1410-9918
				\$ 79.61	
General Fund Interest Distribution				\$ (79.61)	001-1410-0000

Begin Balance	MTD Receipts	FYTD Receipts	MTD Expenditures	FYTD Expenditures	Current Fund Balance	Current Encumbrances	Unencumbered Fund Balance
TOTAL FOR Fund 001 - GENERAL:							
24,711,864.53	1,526,473.62	44,127,443.52	6,945,389.02	52,059,597.11	16,779,710.94	2,521,755.86	14,257,955.08
TOTAL FOR Fund 002 - BOND RETIREMENT:							
5,353,541.94	0.00	3,986,169.89	0.00	7,117,780.07	2,221,931.76	0.00	2,221,931.76
TOTAL FOR Fund 003 - PERMANENT IMPROVEMENT:							
3,186,427.23	0.00	1,305,127.92	71,219.48	3,037,602.72	1,453,952.43	224,841.72	1,229,110.71
TOTAL FOR Fund 004 - BUILDING:							
0.00	0.00	0.00	0.00	0.00	0.00	0.00	0.00
TOTAL FOR Fund 006 - FOOD SERVICE:							
302,034.02	217,275.47	1,262,716.00	184,350.46	1,374,043.38	190,706.64	282,485.57	91,778.93-
TOTAL FOR Fund 007 - SPECIAL TRUST:							
8,777.83	0.00	1,759.27	400.00	1,000.00	9,537.10	2,249.50	7,287.60
TOTAL FOR Fund 009 - UNIFORM SCHOOL SUPPLIES:							
915,317.18	19,194.30	381,024.63	18,417.94	434,500.00	861,841.81	90,322.95	771,518.86
TOTAL FOR Fund 018 - PUBLIC SCHOOL SUPPORT:							
481,575.18	11,836.76	111,730.26	10,457.26	98,440.73	494,864.71	47,150.29	447,714.42
TOTAL FOR Fund 019 - OTHER GRANT:							
9,315.37	0.00	364.00	110.00	452.98	9,226.39	179.99	9,046.40
TOTAL FOR Fund 020 - SPECIAL ENTERPRISE FUND:							
52,731.65	4,963.00	23,996.00	3,003.26	30,158.12	46,569.53	395.06	46,174.47
TOTAL FOR Fund 022 - DISTRICT AGENCY:							
937,502.27	605,152.14	4,705,977.55	531,496.85	5,256,893.67	386,586.15	3,865.00	382,721.15
TOTAL FOR Fund 024 - EMPLOYEE BENEFITS SELF INS.:							
4,142,059.56	1,500,316.33	9,629,092.64	1,300,094.66	10,384,671.97	3,386,480.23	31,950.00	3,354,530.23
TOTAL FOR Fund 027 - WORKMANS COMPENSATION-SELF IN:							
524,313.60	0.00	0.00	57,043.23	89,925.47	434,388.13	29,643.98	404,744.15
TOTAL FOR Fund 200 - STUDENT MANAGED ACTIVITY:							
189,884.03	5,956.21	75,486.14	17,221.48	47,445.18	217,924.99	53,861.98	164,063.01
TOTAL FOR Fund 300 - DISTRICT MANAGED ACTIVITY:							
525,116.40	31,002.14	454,807.46	52,997.68	388,883.82	591,040.04	140,284.04	450,756.00
TOTAL FOR Fund 401 - AUXILIARY SERVICES:							
271,433.18	50.52	891,160.21	66,189.78	1,012,198.21	150,395.18	14,740.77	135,654.41

Begin Balance	MTD Receipts	FYTD Receipts	MTD Expenditures	FYTD Expenditures	Current Fund Balance	Current Encumbrances	Unencumbered Fund Balance
TOTAL FOR Fund 416 - TEACHER DEVELOPMENT:	0.00	0.00	0.00	0.00	0.00	0.00	0.00
TOTAL FOR Fund 431 - GIFTED EDUCATION FUND:	0.00	0.00	0.00	0.00	0.00	0.00	0.00
TOTAL FOR Fund 432 - MANAGEMENT INFORMATION SYSTEM	0.00	0.00	0.00	0.00	0.00	0.00	0.00
TOTAL FOR Fund 440 - ENTRY YEAR PROGRAMS:	0.00	0.00	0.00	0.00	0.00	0.00	0.00
TOTAL FOR Fund 451 - DATA COMMUNICATION FUND:	0.00	9,000.00	0.00	0.00	9,000.00	0.00	9,000.00
TOTAL FOR Fund 452 - SCHOOLNET PROFESS. DEVELOPMEN	0.00	0.00	0.00	0.00	0.00	0.00	0.00
TOTAL FOR Fund 459 - OHIO READS:	0.00	0.00	0.00	0.00	0.00	0.00	0.00
TOTAL FOR Fund 460 - SUMMER INTERVENTION:	0.00	0.00	0.00	0.00	0.00	0.00	0.00
TOTAL FOR Fund 466 - STRAIGHT A FUND:	72,135.67	0.00	0.00	262,171.61	490.00	0.00	490.00
TOTAL FOR Fund 499 - MISCELLANEOUS STATE GRANT FUN	10,782.63	1,909.81	9,193.43	71,496.33	12,319.93	6,546.80	5,773.13
TOTAL FOR Fund 504:	0.00	0.00	0.00	0.00	0.00	0.00	0.00
TOTAL FOR Fund 506 - RACE TO THE TOP:	0.00	0.00	0.00	0.00	0.00	0.00	0.00
TOTAL FOR Fund 514:	0.00	0.00	0.00	0.00	0.00	0.00	0.00
TOTAL FOR Fund 516 - IDEA PART B GRANTS:	36,832.79	112,314.72	110,758.27	954,011.38	110,758.27-	21,597.96	132,356.23-
TOTAL FOR Fund 532:	0.00	0.00	0.00	0.00	0.00	0.00	0.00
TOTAL FOR Fund 533 - TITLE II D - TECHNOLOGY:	0.00	0.00	0.00	0.00	0.00	0.00	0.00

Date: 02/06/2019
 Time: 12:57 pm

Beavercreek City Schools
 Financial Report by Fund
 BCSD - CLOSE JANUARY 2019

Begin Balance	MTD Receipts	FYTD Receipts	MTD Expenditures	FYTD Expenditures	Current Fund Balance	Current Encumbrances	Unencumbered Fund Balance
TOTAL FOR Fund 551 - LIMITED ENGLISH PROFICIENCY:							
0.00	3,681.46	27,744.41	2,791.32	30,535.73	2,791.32-	0.00	2,791.32-
TOTAL FOR Fund 572 - TITLE I DISADVANTAGED CHILDREN							
200.00	31,701.27	232,505.31	31,677.76	264,383.07	31,677.76-	0.00	31,677.76-
TOTAL FOR Fund 573 - TITLE V INNOVATIVE EDUC PGM:							
0.00	0.00	0.00	0.00	0.00	0.00	0.00	0.00
TOTAL FOR Fund 584 - DRUG FREE SCHOOL GRANT FUND:							
0.00	0.00	0.00	0.00	0.00	0.00	0.00	0.00
TOTAL FOR Fund 587 - IDEA PRESCHOOL-HANDICAPPED:							
14,881.77	3,015.21	35,087.23	3,026.44	52,995.44	3,026.44-	0.00	3,026.44-
TOTAL FOR Fund 589:							
0.00	0.00	0.00	0.00	0.00	0.00	0.00	0.00
TOTAL FOR Fund 590 - IMPROVING TEACHER QUALITY:							
19,507.67	18,554.01	87,656.34	2,909.06	110,073.07	2,909.06-	20,068.00	22,977.06-
TOTAL FOR Fund 599 - MISCELLANEOUS FED. GRANT FUND							
0.00	1,000.00	179,456.55	39,004.36	290,991.61	111,535.06-	5,705.00	117,240.06-
GRAND TOTALS:							
41,766,234.50	4,094,396.97	68,598,285.22	9,457,751.74	83,370,251.67	26,994,268.05	3,497,644.47	23,496,623.58

5



Beavercreek City School District Portfolio Comparison

12/31/2018


Duration Diversification

	PERCENTAGE	DOLLAR AMOUNT
0-1 year	47%	\$6,988,054
1-2 years	47%	\$7,053,330
2-3 years	6%	\$960,000
3-4 years	0%	\$0
4-5 years	0%	\$0
		\$15,001,384

Portfolio Statistics

Weighted Average Maturity 1.21 years
 Weighted Average Yield 1.74%
 Annualized Interest Income of Securities \$261,024

Portfolio Allocation



1/31/2019

Duration Diversification

	PERCENTAGE	DOLLAR AMOUNT
0-1 year	44%	\$6,268,402
1-2 years	49%	\$7,053,330
2-3 years	7%	\$960,000
3-4 years	0%	\$0
4-5 years	0%	\$0
		\$14,281,732

Portfolio Statistics

Weighted Average Maturity 1.19 years
 Weighted Average Yield 1.70%
 Annualized Interest Income of Securities \$242,789

Portfolio Allocation



16

For the Account of: BEAVERCREEK CITY SCHOOL DISTRICT



Account Number: 57 00 0010 0 00
Date: JANUARY 31, 2019

WE ENCOURAGE YOU TO REVIEW THIS STATEMENT WITH THE STATEMENT YOU RECEIVE FROM THE QUALIFIED CUSTODIAN. ADVISORY SERVICES PROVIDED BY MEEDER PUBLIC FUNDS, REGISTERED INVESTMENT ADVISER.

PENNY RUCKER
BEAVERCREEK CITY SCHOOL DISTRICT
3040 KEMP RD
BEAVERCREEK OH 45431

10010

17

For the Account of: BEAVERCREEK CITY SCHOOL DISTRICT

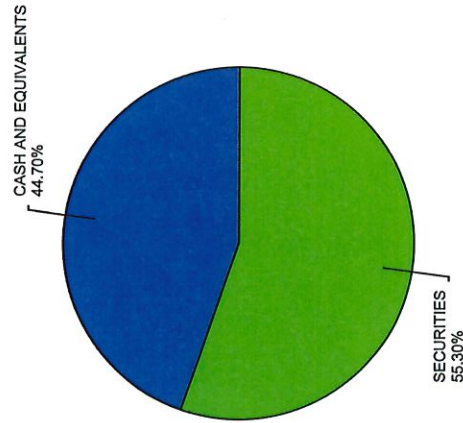


Account Number: 57 00 0010 0 00

Date: JANUARY 1, 2019 - JANUARY 31, 2019

Account Summary

Asset Allocation (portfolio assets)



Portfolio Summary

Portfolio Assets	Value on		Est. Ann Income	% Total Assets
	DEC 31, 2018	JAN 31, 2019		
CASH AND EQUIVALENTS	15,595,298.68	11,369,545.95	287,827.38	44.70
SECURITIES	14,780,487.01	14,066,185.13	240,078.00	55.30
TOTAL ASSETS	30,375,785.69	25,435,731.08	527,905.38	

Cash Activity Summary

	Credits	Debits	YTD
SECURITIES PURCHASED	.00	.00	-6,123,627.53
SECURITIES SOLD & REDEEMD	740,000.00	.00	15,734,000.00
DEPOSITS & WITHDRAWALS	740,000.00	-5,741,237.00	-17,012,929.20
DIVIDENDS	27,861.92	.00	305,086.89
INTEREST	7,622.35	.00	137,300.03
WITHHOLDING	.00	.00	.00
OTHER ACTIVITY	.00	.00	.00
INCOME		This Period 35,484.27	YTD 442,386.92

Realized Gain/Loss Summary

	This Period	YTD
SHORT-TERM	13,778.80	157,541.09
LONG-TERM	.00	.00

18

For the Account of: BEAVERCREEK CITY SCHOOL DISTRICT



Account Number: 57 00 0010 0 00

Date: JANUARY 1, 2019 - JANUARY 31, 2019

Portfolio Assets Detail

CASH AND EQUIVALENTS

Description	Shares	Date Acquired	Total Cost	Current Share Price	Current Mkt Value	% of Portfolio	Unrealized Gain/Loss	Est. Ann Income	Yield at Cost
CASH AND EQUIVALENTS									
FGVXX - FIRST AMERICAN GOVT OBLIGATIONS FUND (31846V203)	69,582.01	01/31/2019	69,582.01	1.000	69,582.01	.27	.00	1,440.35	2.07
STAR OHIO (00001CASH)	8,810,261.87	01/31/2019	8,810,261.87	1.000	8,810,261.87	34.64	.00	222,899.63	2.53
STAR PLUS - TIER 1 (00002CASH)	2,489,702.07	01/31/2019	2,489,702.07	1.000	2,489,702.07	9.79	.00	63,487.40	2.55
TOTAL CASH AND EQUIVALENTS			11,369,545.95		11,369,545.95		.00	287,827.38	2.53
TOTAL CASH AND EQUIVALENTS			11,369,545.95		11,369,545.95		.00	287,827.38	2.53

SECURITIES

Description	Shares	Date Acquired	Total Cost	Current Share Price	Current Mkt Value	% of Portfolio	Unrealized Gain/Loss	Est. Ann Income	Yield at Cost
MATURITY (0-5 YRS)									
FNMA 1.30% 03/15/19 (3136G3DQ5)	470,000.00	03/01/2016	470,000.00	99.853	469,309.10	1.85	-690.90	6,110.00	1.30
FFCB 1.28% 03/21/19 (3133EFN94)	535,000.00	03/10/2016	535,000.00	99.858	534,240.30	2.10	-759.70	6,848.00	1.28
CALLABLE 02/08/2019									
MERRICK 1.75% 07/29/19 (59013JZH5)	247,000.00	07/25/2017	247,000.00	99.678	246,204.66	.97	-795.34	4,322.50	1.75
PINNACLE 1.70% 08/30/19 (72345SFR7)	249,000.00	08/21/2017	248,813.25	99.580	247,954.20	.97	-859.05	4,233.00	1.74

19

For the Account of: BEAVERCREEK CITY SCHOOL DISTRICT



Account Number: 57 00 0010 0 00

Date: JANUARY 1, 2019 - JANUARY 31, 2019

Portfolio Assets Detail

SECURITIES

Description	Shares	Acquired	Date	Total Cost	Current Share Price	Current Mkt Value	% of Portfolio	Unrealized Gain/Loss	Est. Ann Income	Yield at Cost
MGRN STANLEY PRIVATE 1.75% 09/03/19 (61760ADR7)	247,000.00	08/22/2017		246,506.00	99.606	246,026.82	.97	-479.18	4,322.50	1.85
MGRN STANLEY 1.70% 09/03/19 (61747MYP0)	247,000.00	08/22/2017		246,506.00	99.577	245,955.19	.97	-550.81	4,199.00	1.80
WASHINGTON TR 1.70% 09/06/19 (940637JH5)	247,000.00	08/21/2017		246,876.50	99.562	245,918.14	.97	-958.36	4,199.00	1.73
DISCOVER 2.15% 09/17/19 (2546716Q8)	247,000.00	09/17/2014		247,000.00	99.820	246,555.40	.97	-444.60	5,310.50	2.15
GOLDMAN SACHS 2.10% 09/17/19 (38147J5J7)	247,000.00	09/17/2014		247,000.00	99.789	246,478.83	.97	-521.17	5,187.00	2.10
SALLIE MAE BK 2.15% 09/17/19 (795450TB1)	247,000.00	09/17/2014		247,000.00	99.820	246,555.40	.97	-444.60	5,310.50	2.15
AMERICAN EXPR 2.10% 09/18/19 (02587CBK5)	247,000.00	09/18/2014		247,000.00	99.787	246,473.89	.97	-526.11	5,187.00	2.10
BMW BANK 2.10% 09/19/19 (05580AAU8)	247,000.00	09/19/2014		247,000.00	99.717	246,300.99	.97	-699.01	5,187.00	2.10
COMENITY CAP 2.10% 09/23/19 (20033AGS9)	249,000.00	09/22/2014		249,000.00	99.714	248,287.86	.98	-712.14	5,229.00	2.10
ALLY BANK 1.30% 10/07/19 (02006LP23)	248,000.00	09/29/2016		248,000.00	99.072	245,698.56	.97	-2,301.44	3,224.00	1.30
FIRSTBANK 1.30% 10/07/19 (33767AG54)	249,000.00	09/30/2016		249,000.00	99.213	247,040.37	.97	-1,959.63	3,237.00	1.30
FNMA 1.30% 10/28/19 (3135G0R21) CALLABLE 04/28/2019	250,000.00	10/14/2016		250,000.00	99.078	247,695.00	.97	-2,305.00	3,250.00	1.30

20

For the Account of: BEAVERCREEK CITY SCHOOL DISTRICT



Account Number: 57 00 0010 0 00

Date: JANUARY 1, 2019 - JANUARY 31, 2019

Portfolio Assets Detail

SECURITIES

Description	Shares	Acquired	Date	Total Cost	Current Share Price	Current Mkt Value	% of Portfolio	Unrealized Gain/Loss	Est. Ann Income	Yield at Cost
FRST BUSINESS 1.50% 10/30/19 (31938QP65)	248,000.00	10/23/2015		248,000.00	99.280	246,214.40	.97	-1,785.60	3,720.00	1.50
SYNCHRONY 2.00% 10/31/19 (87165HEF3)	247,000.00	10/31/2014		247,000.00	99.721	246,310.87	.97	-689.13	4,940.00	2.00
BELMONT B&T 1.70% 11/06/19 (08016PCP2)	249,000.00	10/24/2017		248,875.50	99.406	247,520.94	.97	-1,354.56	4,233.00	1.73
FARM BUREAU 1.70% 11/08/19 (307660KS8)	226,000.00	10/24/2017		225,887.00	99.401	224,646.26	.88	-1,240.74	3,842.00	1.73
FNMA 1.50% 11/26/19 (3136G4JE4)	758,000.00	12/06/2016		757,355.70	99.155	751,594.90	2.95	-5,760.80	11,370.00	1.53
CALLABLE 02/26/2019										
FNMA 1.75% 02/28/20 (3136G4LW1)	1,250,000.00	02/28/2017		1,249,937.50	99.165	1,239,562.50	4.87	-10,375.00	21,875.00	1.75
CALLABLE 02/28/2019										
CIT BANK 2.00% 05/28/20 (17284DBB7)	247,000.00	05/28/2015		247,000.00	99.198	245,019.06	.96	-1,980.94	4,940.00	2.00
FHLMC 1.85% 07/13/20 (3134GBXV9)	284,000.00	07/05/2017		283,943.20	98.994	281,142.96	1.11	-2,800.24	5,254.00	1.85
CALLABLE 04/13/2019										
CAP ONE, N.A. 2.30% 07/29/20 (14042E4Z0)	247,000.00	07/29/2015		247,000.00	99.412	245,547.64	.97	-1,452.36	5,681.00	2.30
FHLMC 1.50% 09/08/20 (3134GAJJ4)	780,000.00	08/26/2016		780,000.00	98.366	767,254.80	3.02	-12,745.20	11,700.00	1.50
BARCLAYS 2.20% 09/23/20 (06740KJQ1)	247,000.00	09/18/2015		247,000.00	99.305	245,283.35	.96	-1,716.65	5,434.00	2.20
FHLMC 1.70% 09/29/20	734,000.00	09/13/2017		733,449.50	98.506	723,034.04	2.84	-10,415.46	12,478.00	1.73

For the Account of: BEAVERCREEK CITY SCHOOL DISTRICT



Account Number: 57 00 0010 0 00

Date: JANUARY 1, 2019 - JANUARY 31, 2019

Portfolio Assets Detail

SECURITIES

Description	Shares	Acquired	Date	Total Cost	Current Share Price	Current Mkt Value	% of Portfolio	Unrealized Gain/Loss	Est. Ann Income	Yield at Cost
(3134GBH21) CALLABLE 03/29/2019	1,100,000.00	10/06/2016		1,100,000.00	98.264	1,080,904.00	4.25	-19,096.00	16,500.00	1.50
FHLMC 1.50% 10/19/20 (3134GASS4) CALLABLE 04/19/2019	1,165,000.00	10/13/2016		1,165,000.00	98.206	1,144,099.90	4.50	-20,900.10	17,475.00	1.50
FNMA 1.50% 10/28/20 (3135G0Q97) CALLABLE 04/28/2019	1,000,000.00	11/23/2016		1,000,000.00	98.139	981,390.00	3.85	-18,610.00	18,000.00	1.80
FNMA 1.80% 06/02/21 (3136G4JF1) CALLABLE 02/25/2019	960,000.00	05/24/2016		960,000.00	97.913	939,964.80	3.69	-20,035.20	17,280.00	1.80
TOTAL MATURITY (0-5 YRS)				14,212,150.15		14,066,185.13		-145,965.02	240,078.00	1.70
TOTAL SECURITIES				14,212,150.15		14,066,185.13		-145,965.02	240,078.00	1.70
TOTAL ASSETS				25,581,696.10		25,435,731.08		-145,965.02	527,905.38	2.07

22

For the Account of: BEAVERCREEK CITY SCHOOL DISTRICT



Account Number: 57 00 0010 0 00
Date: From JANUARY 01, 2019 through JANUARY 31, 2019

Statement of Transactions

Date		Total Cash	Investment Cost Basis
	CONTRIBUTIONS		
01/18/2019	CLIENT DEPOSIT	740,000.00	
	TOTAL CONTRIBUTIONS	740,000.00	0.00
	INTEREST		
01/07/2019	INTEREST RECEIVED BELMONT B&T 1.70% 11/06/19	359.52	
01/07/2019	INTEREST RECEIVED FIRSTBANK 1.30% 10/07/19	274.92	
01/08/2019	INTEREST RECEIVED FARM BUREAU 1.70% 11/08/19	326.31	
01/14/2019	INTEREST RECEIVED FHLMC 1.85% 07/13/20	2,627.00	
01/22/2019	INTEREST RECEIVED COMENITY CAP 2.10% 09/23/19	444.11	
01/28/2019	INTEREST RECEIVED MERRICK 1.75% 07/29/19	367.12	
01/29/2019	INTEREST RECEIVED CAP ONE, N.A. 2.30% 07/29/20	2,863.85	
01/30/2019	INTEREST RECEIVED PINNACLE 1.70% 08/30/19	359.52	
	TOTAL INTEREST	7,622.35	0.00

23

For the Account of: BEAVERCREEK CITY SCHOOL DISTRICT



Account Number: 57 00 0010 0 00
 Date: From JANUARY 01, 2019 through JANUARY 31, 2019

Statement of Transactions

Date		Total Cash	Investment Cost Basis
	ORDINARY DIVIDENDS		
01/02/2019	DIVIDEND RECEIVED FGVXX - FIRST AMERICAN GOVT OBLIGATIONS FUND	183.81	
01/31/2019	DIVIDEND RECEIVED STAR OHIO	22,494.65	
01/31/2019	DIVIDEND RECEIVED STAR PLUS - TIER 1	5,183.46	
	TOTAL ORDINARY DIVIDENDS	27,861.92	0.00
	NET PURCHASES AND SALES OF ASSETS		
01/09/2019	REDEMPTION STAR OHIO	3,000,000.00	-3,000,000.00
01/18/2019	MATURITY \$740000 PAR MUFG BANK CP 01/18/19	740,000.00	-726,221.20
01/18/2019	PURCHASE STAR OHIO	-740,000.00	740,000.00
01/23/2019	REDEMPTION STAR OHIO	2,000,000.00	-2,000,000.00
01/31/2019	DIVIDEND REINVESTMENT STAR OHIO	-22,494.65	22,494.65
01/31/2019	DIVIDEND REINVESTMENT STAR PLUS - TIER 1	-5,183.46	5,183.46
01/31/2019	NET OF DEPOSITS & WITHDRAWALS FGVXX - FIRST AMERICAN GOVT OBLIGATIONS FUND	-6,569.16	6,569.16

25

For the Account of: BEAVERCREEK CITY SCHOOL DISTRICT



Account Number: 57 00 0010 0 00

Date: From JANUARY 01, 2019 through JANUARY 31, 2019

Statement of Transactions

Date	Total Cash	Investment Cost Basis
TOTAL PURCHASES	-774,247.27	774,247.27
TOTAL SALES	5,740,000.00	-5,726,221.20
TOTAL NET PURCHASES AND SALES OF ASSETS	4,965,752.73	-4,951,973.93
GAIN (LOSS) REALIZED ON SALES	13778.80	
DISBURSEMENTS TO OR FOR BENEFICIARIES		
01/09/2019 CLIENT WITHDRAWAL	-3,000,000.00	
01/18/2019 CLIENT WITHDRAWAL	-740,000.00	
01/23/2019 CLIENT WITHDRAWAL	-2,000,000.00	
TOTAL DISBURSEMENTS TO OR FOR BENEFICIARIES	-5,740,000.00	0.00
OTHER EXPENSES		
01/16/2019 INVESTMENT COUNSEL FEE	-1,113.30	
01/28/2019 CUSTODIAN FEES	-123.70	
TOTAL OTHER EXPENSES	-1,237.00	0.00

25

BEAVERCREEK CITY SCHOOL DISTRICT
AMENDED OFFICIAL CERTIFICATE OF ESTIMATED RESOURCES / APPROPRIATIONS
 Office of the budget commission of Greene County, Xenia Ohio

To the Taxing Authority of the Beavercreek City School District
 The following is the amended official certificate of estimated resources for the fiscal year beginning July 1, 2018, as revised by the Budget Commission of said County, which shall govern the total appropriations made at any time during such fiscal year.

Presented to the Board: February 14, 2019

Fund	Fund	Unencumbered Balance July 1, 2018	* Tax Revenue	Other Revenue	Total Estimated Revenue	Total Resources	FY2019 Appropriations	Balance
General Fund	1	\$ 23,946,178.93	\$ 66,925,998.00	\$ 19,093,974.00	\$ 86,019,972.00	\$ 109,966,150.93	\$ 91,239,196.00	\$ 18,726,954.93
Ferguson Land Lab Trust Fund	7	1,490.23	0.00	1,200.00	1,200.00	2,690.23	1,200.00	1,490.23
Scholarship Private Purpose Fund	7	6,787.60	0.00	40,000.00	40,000.00	46,787.60	45,000.00	1,787.60
Public School Support Fund	18	446,322.20	0.00	325,000.00	325,000.00	771,322.20	525,000.00	246,322.20
Other Grants Fund	19	8,710.87	0.00	1,500.00	1,500.00	10,210.87	8,000.00	2,210.87
Athletics and District Managed Activity Fund	300	503,973.28	0.00	750,000.00 (A)	750,000.00	1,253,973.28	825,000.00 (A)	428,973.28
Auxiliary Services Fund	401	244,223.45	0.00	1,428,531.80	1,428,531.80	1,672,755.25	1,672,746.99	8.26
Data Communications Fund	451	0.00	0.00	18,000.00	18,000.00	18,000.00	18,000.00	0.00
Straight A Grant	466	490.00	0.00	190,525.94	190,525.94	191,015.94	190,525.94	490.00
Miscellaneous State Grants Fund	499	0.00	0.00	127,537.72 (C)	127,537.72	127,537.72	127,537.72 (C)	0.00
IDEA-B / Parent Mentor Grant Fund	516	0.00	0.00	2,667,635.18 (B)	2,667,635.18	2,667,635.18	2,667,635.18 (B)	0.00
Title III Limited English Proficiency Fund	551	0.00	0.00	78,787.85 (B)	78,787.85	78,787.85	78,787.85 (B)	0.00
Title I Disadvantaged Children Grant Fund	572	0.00	0.00	646,677.61 (B)	646,677.61	646,677.61	646,677.61 (B)	0.00
IDEA Preschool Grant Fund	587	0.00	0.00	98,547.67	98,547.67	98,547.67	98,547.67 (C)	0.00
Title II-A Improving Teacher Quality Grant Fund	590	0.00	0.00	189,333.03	189,333.03	189,333.03	189,333.03	0.00
Miscellaneous Federal Grants Fund	599	0.00	0.00	516,898.21 (B)	516,898.21	516,898.21	516,898.21 (B)	0.00
Total Special Revenue Fund		1,211,997.63	0.00	7,080,175.01	7,080,175.01	8,292,172.64	7,610,890.20	681,282.44
Bond Retirement Fund - 1995 Bond Issue	0000	2,657,579.23	3,500,000.00	0.00	3,500,000.00	6,157,579.23	3,558,375.00	2,599,204.23
Bond Retirement - Prepayment of Debt	9000	0.00	0.00	0.00	0.00	0.00	0.00	0.00
Bond Retirement Fund - 2008 Bond Issue	9008	2,570,848.90	4,900,000.00	0.00	4,900,000.00	7,470,848.90	5,031,725.00	2,439,123.90
MVH Stadium Debt - OASBO Pool	9300	125,113.81	0.00	130,000.00	130,000.00	255,113.81	123,346.25	131,767.56
Total Debt Service Fund	2	5,353,541.94	8,400,000.00	130,000.00	8,530,000.00	13,883,541.94	8,713,446.25	5,170,095.69
Permanent Improvement Voted Levy Fund	3	173,794.15	880,000.00	24,668.00	904,668.00	1,078,462.15	789,668.00	288,794.15
Permanent Improvement Inside Millage Fund	3	1,804,990.13	1,840,000.00	0.00	1,840,000.00	3,644,990.13	3,000,000.00	644,990.13
MVH / Zink Field Stadium Project Fund	3	0.00	0.00	0.00	0.00	0.00	0.00	0.00
Building / Construction Fund - 2008 Bond Issue	4	0.00	0.00	0.00	0.00	0.00	0.00	0.00
Building / Construction Fund	4	0.00	0.00	0.00	0.00	0.00	0.00	0.00
Total Capital Projects Fund		1,978,784.28	2,720,000.00	24,668.00	2,744,668.00	4,723,452.28	3,789,668.00	933,784.28
Food Service Fund	6	301,891.16	0.00	2,300,140.00	2,300,140.00	2,602,031.16	2,285,265.00	316,766.16
Uniform School Supply Fund	9	891,446.01	0.00	450,000.00	450,000.00	1,341,446.01	925,000.00	416,446.01
Summer School Fund	20	51,118.70	0.00	75,000.00	75,000.00	126,118.70	75,000.00	51,118.70
Total Enterprise Fund		1,244,455.87	0.00	2,825,140.00	2,825,140.00	4,069,595.87	3,285,265.00	784,330.87
Medical/Dental Self-Insurance Fund	24	4,136,959.56	0.00	16,580,000.00	16,580,000.00	20,716,959.56	16,000,000.00	4,716,959.56
Workers' Compensation Insurance Fund	27	515,863.60	0.00	0.00	0.00	515,863.60	200,000.00	315,863.60
Total Internal Service Fund		4,652,823.16	0.00	16,580,000.00	16,580,000.00	21,232,823.16	16,200,000.00	5,032,823.16
District Agency Fund	22	937,502.27	0.00	8,000,000.00	8,000,000.00	8,937,502.27	8,360,000.00	577,502.27
Student Managed Activity Fund	200	179,925.74	0.00	210,000.00 (A)	210,000.00	389,925.74	300,000.00	89,925.74
Total Fiduciary Fund		1,117,428.01	0.00	8,210,000.00	8,210,000.00	9,327,428.01	8,660,000.00	667,428.01
TOTALS		\$ 39,505,209.82	\$ 78,045,998.00	\$ 53,943,957.01	\$ 131,989,955.01	\$ 171,495,164.83	\$ 139,498,465.45	\$ 31,996,699.38

* Tax Revenue = Real Estate, Personal (PU & Other), Trailer, Homestead & Rollback, \$10K Exempt.

- (A): Increase based upon budget modifications requested by student activity advisors.
- (B): District notified of Federal Grant Award Reallocations.
- (C): Adjustments based on actual grant awards approved.

Treasurer's Certification:

Resolution:

26

BEAVERCREEK CITY SCHOOLS

3040 Kemp Road
Beavercreek, OH 45431

TO: Beavercreek Board of Education
FROM: Mrs. Penny Rucker, Treasurer
RE: Donations

The following items were donated:

<u>DONOR</u>	<u>ITEM/GIFT RECEIVED BY</u>	<u>ITEM DONATED</u>
Air Force Association	Ferguson Hall JROTC Fund	\$250.00
Back, Jennifer	Ankeney Middle School	Misc Items for Charger Store
Fecher, Scott & Amy	Ankeney NJHS Fund	\$25.00
Nelson, Pamela	Ankeney NJHS Fund	\$37.50
Rettig, Michael & Amy	Ankeney NJHS Fund	\$25.00
Rykken, Crystal	Ankeney NJHS Fund	\$37.50
Skyline Chili	BHS Christians in Action Fund	\$250.00
Sternberger, John	Ankeney Middle School	Misc Items for Charger Store
Teegala, Yamini	BHS Speech & Debate Fund	\$50.00
The Griffith Family	Ankeney NJHS Fund	\$37.50
Valley Elementary PTO	Student Nutrition Department	\$277.58
Willets, Jeffrey	BHS Staff Scholarship Fund	\$50.00
Wright Patterson Officers' Spouses Club	Ferguson Hall JROTC Fund	\$1,250.00
Xenia Chorus	BHS Music Department	\$104.00

Beavercreek City Schools
3040 Kemp Road
Beavercreek, OH 45431

February 14, 2019

TO: BEAVERCREEK BOARD OF EDUCATION
FROM: Mr. Paul Otten, Superintendent
RE: Certificated Personnel

The following certificated persons are recommended for employment, salary change, leave of absence and termination of contract.

2018-2019 Supplemental Contracts

The following personnel are recommended for employment in the Supplemental Salary Positions shown for the 2018-2019 school year subject to the terms and conditions of the State Board of Education Rules 3301-20-01, 3301-26-01 and 3301-27-02. Pursuant to ORC 3313.53, vacant positions were posted for licensed employees, licensed non-employees, and non-licensed non-employees. For the positions for which there were no qualified licensed individuals, licensed non-employees or non-licensed non-employees are recommended. Salaries shall be paid according to the Supplemental Salary Schedule adopted for the 2018-2019 school year.

Barr, Jeff Licensed, Non-Employee	Head Middle School Boys & Girls Track & Field Coach Scale 5, Step 3 - 3 Years Longevity Credit (L-0)
Conrad, Laura Ankeney Middle School	High School Musical Instrumental Director Scale 9, Step 3 - 4 Years Longevity Credit (L-0)
Davis, Shawn Non-Licensed, Non-Employee	Head 7th & 8th Grade Softball Coach - Girls Scale 8, Step 2 - 1 Year Longevity Credit (L-0)
Driver, Elizabeth Coy Middle School	Middle School Intramurals Spring Scale 10, Step 3 - 17 Years Longevity Credit (L-4)
Fouts, Melissa Ankeney Middle School	Middle School Intramurals Spring Scale 10, Step 3 - 5 Years Longevity Credit (L-1)
Genatempo, Vanessa Non-Licensed, Non-Employee	High School Musical Choreographer Scale 11, Step 3 - 2 Years Longevity Credit (L-0)
Grilliot, Brent Beavercreek High School	High School Site Manager - Spring Scale 8, Step 1 - 0 Year Longevity Credit (L-0)
Henson, Christopher Licensed, Non-Employee	Assistant Middle School Track & Field Coach Scale 8, Step 1 - 0 Year Longevity Credit (L-0)
Ingram, Christine Non-Licensed, Non-Employee	Assistant Middle School Track & Field Coach Scale 8, Step 1 - 0 Year Longevity Credit (L-0)
Keller, Rhonda Trebein Elementary School	Assistant Middle School Track & Field Coach Scale 8, Step 2 - 1 Year Longevity Credit (L-0)

Certified Personnel
14 February 2019

Kochensparger, Jonathan Beavercreek High School	High School Musical Technical, Art & Scenery Director Scale 11 Step 3- 5 Years Longevity Credit (L-1)
Kochensparger, Jonathan Beavercreek High School	Head High School Musical Director - Spring Scale 7 Step 3- 6 Years Longevity Credit (L-1)
McNachtan, Tina Trebein Elementary School	Assistant Middle School Track & Field Coach Scale 8, Step 3 - 3 Years Longevity Credit (L-0)
Moore, Jeffrey Non-Licensed, Non-Employee	Assistant Varsity Track & Field Coach Scale 5, Step 1 - 0 Years Longevity Credit (L-0)
Murray, John Trebein Elementary School	Assistant Middle School Track & Field Coach Scale 8, Step 1 - 0 Years Longevity Credit (L-0)
Narker, Christopher Beavercreek High School	Head 7th Grade Basketball Coach - Boys 1/2 Assignment Scale 6, Step 3 - 6 Years Longevity Credit (L-1)
Phillips, Rachael Beavercreek High School	High School Musical Vocal Director Scale 9 Step 2- 1 Year Longevity Credit (L-0)
Pierce, Ashley Licensed, Non-Employee	Assistant Middle School Track & Field Coach Scale 8, Step 3 - 3 Years Longevity Credit (L-0)
Pope, Susan Ankeney Middle School	Assistant Middle School Track & Field Coach Scale 8, Step 1 - 0 Years Longevity Credit (L-0)
Prunest, Jason Non-Licensed, Non-Employee	Head 7th & 8th Grade Softball Coach - Girls Scale 8, Step 3 - 5 Years Longevity Credit (L-1)
Reidenbaugh, Jessica Beavercreek High School	BHS Current Interest Junior Optimist International Scale 12, Step 1 - 0 Years Longevity Credit (L-0)
Rodney, Jeffrey Beavercreek High School	Head 7th & 8th Grade Baseball Coach - Boys Scale 8, Step 1 - 0 Years Longevity Credit (L-0)
Russ, Howard Coy Middle School	Assistant Varsity Track & Field Coach Scale 5, Step 3 - 4 Years Longevity Credit (L-0)
Stanforth, William Beavercreek High School	Assistant Varsity Tennis Coach - Boys Scale 7, Step 1 - 0 Years Longevity Credit (L-0)
Wojtowicz, Adam Ankeney Middle School	Head 7th & 8th Grade Baseball Coach - Boys Scale 8, Step 3 - 16 Years Longevity Credit (L-3)

2018-2019 Building Technology Leader Positions Scale 8, Step 1, 1/2 assignment, effective January 2019

Deschappelles, Nichole - Parkwood
Frey, Sheila - Trebein
Gilding, Katie - BHS

Miller, Kori - Shaw
Schmidt, Matthew - CMS
Veta, Sonya - Valley

Wade, Carolyn - Main
WickSanner, Aeryn - Fairbrook

2018-2019 Student Teacher Stipends \$175.00

Bolton, Michaela	Hudgens, Sarah
Ferguson, Dustin	Shively, Heather

2018-2019 Tournament Workers (BCS Sponsored and/or OHSAA Sponsored)

Bianco, Kelly	Haacke, Amanda	Wise, Gary
Clingner, Jeremy	Smigel, Brian	
Grilliot, Brent	Webb, Dennis	

2018-2019 Substitute Teacher

Barr, Amber	Kuech, Megan	Stauffer, Dennis
Bradds, Olivia	Meyers, Susan	St. Pierre, Catherine
Ennis, Colby	Otto, Jennifer	Veal, Douglas
Faile, Mary Beth	Pool, Andreea	
Henning, Christopher	Rice, James	

ADJUSTMENTS

STARBASE

Elifritz, Jennifer	\$29,715.00 Program Manager
Krupp, Catherine	\$31,365.00 Instructor

LEAVE OF ABSENCES

McCormick, Alliston Shaw Elementary School	Effective January 9, 2019 - April 11, 2019 40 Days Unpaid
---	--

AUTOMATIC NON-RENEWAL PURSUANT TO BEA NEGOTIATED AGREEMENT ARTICLE 15.08 C

Besson, Layla Coy Middle School	ELL Effective End of School Year 2019
James, Kristy Trebein Elementary School	Kindergarten Effective End of School Year 2019
Schultz, Caroline Fairbrook Elementary School	Grade 1 Effective End of School Year 2019
Streiff, Jason Coy Middle School	Science/Social Studies/ELA Effective End of School Year 2019

REDUCTION IN FORCE

Administrator

Taylor, Julie Central Office	Effective August 12, 2019 Curriculum Specialist Beavercreek Experience: 3 Years
---------------------------------	---

Teacher

Chamberlain, Laura Beavercreek High School	Effective August 12, 2019 Beavercreek Experience: 3 Years
Christian, Molly Ankeney Middle School	Effective August 12, 2019 Beavercreek Experience: 3 Years
Geise, Madelyn Ferguson Hall	Effective August 12, 2019 Beavercreek Experience: 1 Year
Jones, Jennifer Ankeney Middle School	Effective August 12, 2019 Beavercreek Experience: 12 Years
Maybury, Christopher Coy Middle School	Effective August 12, 2019 Beavercreek Experience: 4 Years
McLain, Sarah Coy Middle School	Effective August 12, 2019 Beavercreek Experience: 5 Years
Moore, Stephen Coy Middle School	Effective August 12, 2019 Beavercreek Experience: 3 Years
Moss, Kaley Coy Middle School	Effective August 12, 2019 Beavercreek Experience: 1 Year
Peterson, Carolyn Beavercreek High School/Ferguson Hall	Effective August 12, 2019 Beavercreek Experience: 5 Years
Risley, Nathan Coy Middle School	Effective August 12, 2019 Beavercreek Experience: 3 Years

TERMINATIONS

Teacher

Baldwin, Brian Beavercreek High School	Resignation for the Purpose of Retirement Industrial Technology Effective May 31, 2019
Ikerd, Patricia Fairbrook Elementary School	Resignation for the Purpose of Retirement Physical Education 0.5 FTE Shared Staffing Effective May 31, 2019
Ullestad, Tonja Valley Elementary School	Resignation for the Purpose of Retirement Grade 5 Effective May 31, 2019

BEAVERCREEK CITY SCHOOLS
3040 Kemp Road
Beavercreek, Ohio 45431

February 14, 2019

TO: BEAVERCREEK BOARD OF EDUCATION

FROM: Mr. Paul Otten, Superintendent

RE: Classified Personnel

The following individuals are recommended for employment, involuntary transfer, lateral transfer, leave of absence, promotion, reduction in force and termination:

EMPLOYMENT

2018-2019 Tournament Workers (BCS Sponsored and/or OHSAA Sponsored)

Lynch, Sarah
Mendenhall, Helen
Pepera, Sherrie
Spears, Brenda

Piano Accompanist for School Rehearsals & Concerts (Main Elementary)

Wright, Mary

Registered Nurse

Baker, Tracey
Registered Nurse
Beavercreek HS/Fairbrook Elementary
(Replacement)

Effective January 22, 2019
Base Contract 2019
Step 4/L-0/BCSD 0 Years Exp.
\$24.14/hr.

Substitute – After School Care

Tobias, Lora

Substitute – Building/Office Assistant

Zollars, Jennifer

Substitute - Custodian

Wisecup, Berlinda

Substitute – 2 Hr. Monitor

Sternberger, John

INVOLUNTARY TRANSFER

Beall, Lorraine Effective February 19, 2019
From: Special Needs Assistant (Instructional) @ Coy Middle School
To: Special Needs Assistant (Instructional) split between Coy MS & Trebein Elementary

LATERAL TRANSFER

Shaw, Jeff Effective January 28, 2019
FROM: Custodial Classification, I – Custodian @ Main/Shaw Elementaries
TO: Custodial Classification, I – Custodian @ Fairbrook Elementary
(Replacement)

LEAVE OF ABSENCE

Browning, Colleen Effective December 6, 2018 (.25 Day)
Student Nutrition December 7, 2018 – January 4, 2019 (16 Days)
Main Elementary January 8, 2019 – May 23, 2019 (93 Days)

Frederick, Sydney Effective January 23, 2019 – February 20, 2019
SNA (Instructional) 22 Unpaid Days
Preschool

Girard, Barbara Effective January 12, 2019 – May 24, 2019
SNA (Instructional) 89 Unpaid Days
Parkwood Elementary

Wheeler, Roger D. Effective January 29, 2018 - TBD
Bus Driver Paid Administrative Leave
Transportation Department

PROMOTION

Linder, Jacob Effective January 14, 2019
FROM: Custodial Classification – Custodian/Step 12
TO: Custodial Classification – II Head Custodian/Step 11
(Replacement) \$22.86/hr.

REDUCTION IN FORCE

Administrator – Bldgs. & Grounds & Transportation Supervisor

Scott, Todd Effective August 1, 2019

CLASSIFIED PERSONNEL

February 14, 2019

Page 3

Groundskeeper & Courier Classification

Young, Chris	Effective July 1, 2019
Sopczak, John	Effective July 1, 2019
Rowland, Tammy	Effective July 1, 2019

Assistants Classification

Logel, Gaylyn	Effective August 12, 2019
McCoy, Lynn	Effective August 12, 2019
Gscheidle, Kelli	Effective August 12, 2019

Custodial Classification

Dennull, Walter	Effective July 1, 2019
-----------------	------------------------

TERMINATION

Recher, Karen	Effective March 1, 2019
Special Needs Assistant (Instructional)	Beavercreek 21 Years
Shaw Elementary	Retirement

Book Policy Manual

Section Policies Adopted by the Board 1-10-19

Title GRADUATION REQUIREMENTS

Code po5460

Status

Adopted August 8, 1996

Last Revised January 11, 2018

5460 - GRADUATION REQUIREMENTS

In order to acknowledge each student's successful completion of the instructional program, appropriate to the achievement of District goals and objectives as well as personal proficiency, the Board of Education awards a diploma to eligible students at a graduation ceremony.

The Board shall award a regular high school diploma to every student enrolled in this District who meets the requirements of graduation established by this Board or who properly completes the goals and objectives specified in his/her individualized education program (IEP) including either the exemption from or the requirement to complete the tests required by the State Board of Education in order to graduate. In addition to earning course credits, each student must earn the required number of points, unless exempted, on the tests required by the State Board of Education to graduate.

For the Class of 2018 and beyond, a diploma shall be awarded to students meeting the curriculum credit requirements and who achieve one of the following three options: a cumulative passing score with the required number of points in each area on end of course exams, earn the required points on the WorkKeys assessment and an approved industry-recognized credential, or earn a remediation-free score in English language arts and mathematics on the ACT or SAT, subject to limitations on assessments as outlined below.

<u>Subject</u>	<u>Units Required</u>
English Language Arts	4
Health	1/2
Physical Education	1/2
Mathematics (must include 1 unit algebra II or equivalent of algebra II)	4
Science (must include 1 unit physical sciences, 1 unit of life sciences, and 1 unit advanced study in one or more of: chemistry, physics, other physical science, advanced biology or other life science, physical geology or other earth or space science.)	3
Social Studies (must include 1/2 unit of American history, 1/2 unit of American government <u>and 1/2 unit of World history & civilization</u>)	<u>3</u> 4
Fine Arts, including music electives (must include one (1) of any combination of foreign language, fine arts, business, career-technical education, family and consumer sciences, technology, agricultural	6

35

education, a junior reserve officer training corps (JROTC) program approved by the U.S. Congress, or English language arts, mathematics, science, or social studies courses not otherwise required)

All students must receive instruction in economics and financial literacy during Grades 9 – 12. Additionally, all students must receive instruction in cardiopulmonary resuscitation and the use of an automated external defibrillator from an approved source during Grades 9-12, unless the student is exempted from such training due to disability or by written request of the parent.

Students who achieve an industry credential or license that requires an examination shall not be required to take additional technical assessments. If the student does not participate in licensure or license examination, the student shall take the applicable technical assessments. Students must attain specified scores on assessments as required to demonstrate workforce readiness on a nationally recognized job skills assessment in order to obtain a diploma.

Certain students are not required to take the college and career readiness assessments administered to all eleventh (11th) grade students:

- A. students who demonstrate they are remediation-free on the English, math and reading nationally-recognized assessments prior to the administration of the college and career readiness assessments;
- B. students with significant cognitive disabilities who take an alternative assessment and students with intellectual disabilities outlined in state guidance, and
- C. Limited English proficient students enrolled in United States schools for less than two years for whom no appropriate accommodations is available.

Students may take the assessment even if they are not required to do so.

Physical Education Waiver

Students who have participated in interscholastic athletics, marching band, or cheerleading for at least two (2) full seasons as defined in the student handbook, while enrolled in grades 9 through 12, and as documented by the guidance counselor may be excused from the high school physical education requirement. Students electing such an excuse shall complete one-half (1/2) unit of at least sixty (60) hours of instruction in another course of study which is designated by the Board as meeting the high school curriculum requirements.

Credit may be earned by:

- A. completing coursework;
- B. testing out of or demonstrating mastery of course content; or
- C. pursuing one or more educational options in accordance with the District's Credit Flexibility Program.

Credit may be earned at an accredited postsecondary institution.

Every high school may permit students below the ninth grade to take advanced work for credit. This work shall count toward the graduation requirements if it was both:

- A. taught by a person who possesses a license/certificate issued under State law that is valid for teaching high school;
- B. designated by the Board as meeting the high school curriculum requirements.

For students graduating in the class of 2018 and beyond:

The District will comply with State Board of Education requirements for graduation. Students shall earn required credits for graduation in the appropriate subject areas, and achieve one of three pathways:

- A. earning a State Board of Education approved, industry-recognized credential or group of credentials and a workforce readiness score on the Workkeys assessment; or
- B. earning a cumulative score on end of course exams equal to State Board requirements for the year of graduation; or
- C. earning remediation-free scores in English language arts and math on a nationally recognized college admission exam.

An honors diploma shall be awarded to any student who meets the established requirements for graduation or the requirements of his/her IEP; attains the applicable scores on the tests required by the State Board of Education to graduate; and meets any additional criteria the State Board may establish.

Commencement exercises will include only those students who have successfully completed requirements for graduation as certified by the high school principal or those students who have been deemed eligible to participate in such exercises in accordance with the terms of their IEP. No student who has completed the requirements for graduation shall be denied a diploma as a disciplinary measure. A student may be denied participation in the ceremony of graduation when personal conduct so warrants.

The Board also shall grant a diploma of adult education to all District residents over the age of twenty-one (21) who meet the requirements established by the State Board of Education.

The Superintendent shall establish whatever administrative guidelines are necessary to comply with State rules and regulations.

Revised 2/05

Revised 9/20/07

Revised 2/18/10

Revised 4/25/13

Revised 7/16/15

Revised 6/15/17

© Neola 2017

Legal

R.C. 3313.60, 3313.6021, 3313.603, 3313.61, 3313.611, 3313.6111, 3313.614

R.C. 3313.615, 3313.618, 3313.647, 3313.903, 3323.08

R.C. 3301.07, 0710, 0711

A.C. 3301-41-01, 3301-13-01 to 07

Last Modified by Donna Magnotta on January 7, 2019

This resolution to declare transportation impractical for certain identified students is presented pursuant to the requirement of Ohio Revised Code 3327 and the procedures set forth by the Ohio Department of Education. The resolution follows careful evaluation of all other available options prior to consideration of impracticality.

The Superintendent of Beavercreek City Schools recommends that the board of education adopt the following resolution:

WHEREAS the student identified below has been determined to be a resident of this school district, and eligible for transportation services; and

WHEREAS after a careful evaluation of all available options, it has been determined that it is impractical to provide transportation for this student to her selected school; and

WHEREAS the following factors as identified in Revised Code 3327.02 have been considered:

1. The time and distance required to provide the transportation
2. The number of pupils to be transported
3. The cost of providing transportation in terms of equipment, maintenance personnel and administration
4. Whether similar or equivalent service is provided to other pupils eligible for transportation
5. Whether and to what extent the additional service unavoidably disrupts current transportation schedules
6. Whether other reimbursable types of transportation are available; and

WHEREAS the option of offering payment-in-lieu of transportation is provided in Ohio Revised Code: Therefore, be it

RESOLVED that the Beavercreek City Schools Board of Education hereby approves the declaration that it is impractical to transport the student identified herein and offers the parent(s)/guardian(s) of the student named on the attachment, payment-in-lieu of transportation.

ATTACHMENT TO RESOLUTION:

<u>Student Name</u>	<u>School Selected</u>	<u>Grade</u>	<u>Parent(s)/Guardian(s)</u>
Kaleigh Redman	Dayton Christian School	9 th	Velma & Randall Redman

Beavercreek Board of Education 2019-2020 Committee Preferences

- OBSA Legislative Liaison – Convened by OSBA
 - Peg Arnold

- Greene County Career Center/ESC – Convened by Greene County
 - Gene Taylor

- Performing Arts Council – Convened by Music Department
 - Jo Ann Rigano

- Athletic Council – Convened by Athletic Director
 - Denny Morrison
 - Krista Hunt

- Curriculum Improvement Council – Convened by the Assistant Superintendent
 - Jo Ann Rigano
 - Krista Hunt

- OSBA Student Achievement – Convened by OSBA
 - Krista Hunt

- Finance – Convened by the Treasurer
 - Jo Ann Rigano
 - Gene Taylor

- Enterprise Zone – Convened by City when necessary
 - Gene Taylor

- Advocacy Committee – Convened by Residents
 - Peg Arnold

- Facilities Planning-Convened by the Director of Business Services
 - Educational Visioning
 - Denny Morrison
 - Jo ann Rigano
 - Facilities Steering Committee (Construction)
 - Peg Arnold
 - Gene Taylor
 - Community Advisory Committee
 - Krista Hunt