

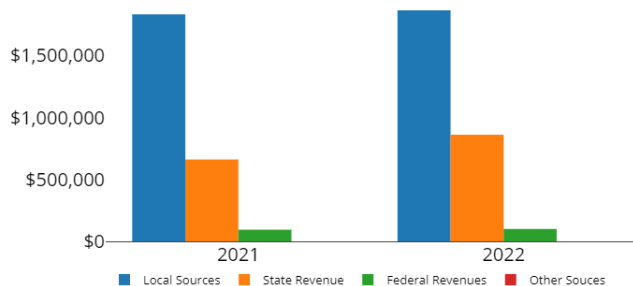
# Per Student Summary

## OAKWOOD ISD Per Student Adopted Budget Summary General Fund, Food Service, Debt Service Fiscal Year 2022

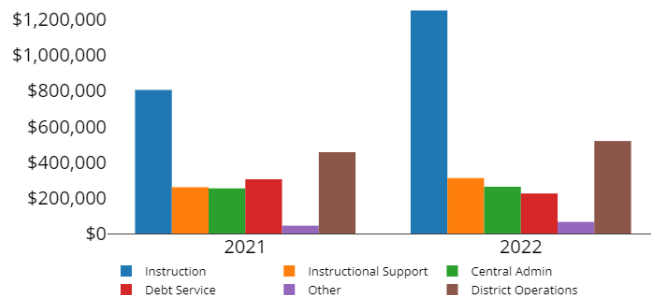


Fiscal Year		FY 2021		FY 2022	
Data Control Codes		Aggregate Expenditures	Per Pupil Expenditures	Aggregate Expenditures	Per Pupil Expenditures
<b>REVENUES:</b>					
5700	Local and Intermediate Sources	\$1,832,500	\$9,544	\$1,864,948	\$7,935
5800	State Program Revenues	660,599	3,440	860,764	3,662
5900	Federal Program Revenues	94,000	489	100,000	425
5020	Total Revenues	2,587,099	13,474	2,825,712	12,024
<b>EXPENDITURES:</b>					
<b>Instruction:</b>					
0011	Instruction	804,430	4,189	1,249,699	5,317
0012	Instructional Resources and Media Services	55	0	55	0
	Total Instruction	804,485	4,190	1,249,754	5,318
<b>Instruction Support:</b>					
0023	School Leadership	65,320	340	120,520	512
0031	Guidance, Counseling, & Evaluation Services	65,050	338	35,985	153
0033	Health Services	4,400	22	11,900	50
0036	Cocurricular/Extracurricular Activities	124,700	649	142,350	605
	Total Instructional Support	259,470	1,351	310,755	1,322
<b>Central Administration:</b>					
0041	General Administration	252,900	1,317	262,050	1,115
<b>District Operations:</b>					
0051	Facilities Maintenance and Operations	198,000	1,031	222,890	948
0052	Security and Monitoring Services	15,000	78	5,000	21
0053	Data Processing Services	37,500	195	73,500	312
0034	Student Transportation	108,595	565	120,715	513
0035	Food Service	96,700	503	96,200	409
	Total District Operations	455,795	2,373	518,305	2,205
<b>Debt Service:</b>					
0071	Principal on Long-term Debt	292,500	1,523	214,726	913
0072	Interest on Long-term Debt	10,850	56	9,072	38
0073	Bond Issuance Costs and Fees	650	3	650	2
	Total Debt Service	304,000	1,583	224,448	955
<b>Other</b>					
0000	Generic	0	0	0	0
0093	Payments to Shared Service Arrangements	16,500	85	16,500	70
0099	Other Intergovernmental Charges	44,000	229	65,000	276
	Total Other	60,500	315	81,500	346
6030	Total Expenditures	2,137,150	11,130	2,646,812	11,263

Revenue by Source



Expense by Function



Per Tex. Loc Gov't Code §140.0045 (Publication of Legally Required Newspaper Notices)

\$1500

Per Tex. Loc Gov't Code §305.002 (Expenditures for "directly" or "indirectly" influencing or attempting to influence outcomes of Legislation or Administrative Action).

\$0

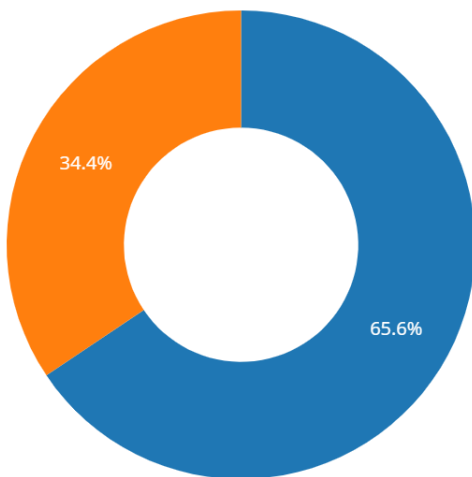
# Budget Summary

## OAKWOOD ISD Adopted Budget Summary Fiscal Year 2022



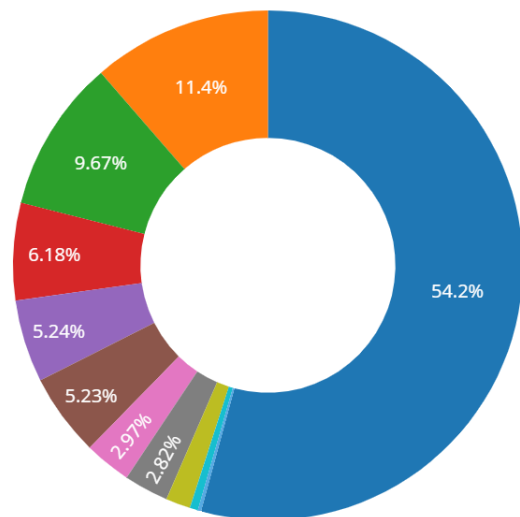
Data Control Codes		General Fund	Food Service Fund	Debt Service Funds	Total Adopted Funds
<b>REVENUES:</b>					
5700	Local and Intermediate Sources	\$1,640,000	\$500	\$224,448	\$1,864,948
5800	State Program Revenues	860,064	700	0	860,764
5900	Federal Program Revenues	0	100,000	0	100,000
5020	Total Revenues	2,500,064	101,200	224,448	2,825,712
<b>EXPENDITURES:</b>					
Current:					
0011	Instruction	1,249,699	0	0	1,249,699
0012	Instructional Resources and Media Services	55	0	0	55
0023	School Leadership	120,520	0	0	120,520
0031	Guidance, Counseling, & Evaluation Services	35,985	0	0	35,985
0033	Health Services	11,900	0	0	11,900
0034	Student Transportation	120,715	0	0	120,715
0035	Food Service	0	96,200	0	96,200
0036	Cocurricular/Extracurricular Activities	142,350	0	0	142,350
0041	General Administration	262,050	0	0	262,050
0051	Facilities Maintenance and Operations	222,890	0	0	222,890
0052	Security and Monitoring Services	5,000	0	0	5,000
0053	Data Processing Services	68,500	5,000	0	73,500
0071	Principal on Long-term Debt	0	0	214,726	214,726
0072	Interest on Long-term Debt	0	0	9,072	9,072
0073	Bond Issuance Costs and Fees	0	0	650	650
0093	Payments to Shared Service Arrangements	16,500	0	0	16,500
0095	Payments To Jjaep Programs	0	0	0	0
0099	Other Intergovernmental Charges	65,000	0	0	65,000
6030	Total Expenditures	2,321,164	101,200	224,448	2,646,812
1100	Excess (Deficiency) of Revenues Over Expenditures(Under)	178,900	0	0	178,900
Other Financing Sources and (Uses):					
7900	Other Financing Sources	0	0	0	0
8900	Other Financing Uses	0	0	0	0
7080	Total Other Financing Sources and (Uses)	0	0	0	0
1200	Net Change in Fund Balances	178,900	0	0	178,900
0100	Fund Balances- Beginning	950,410	31,502	239,417	1,221,329
3000	Fund Balances - Ending	\$1,129,310	\$31,502	\$239,417	\$1,400,229

General Fund Revenue Sources



Local Sources State Sources Federal Sources

General Fund Expenses by Function



Instruction General Admin Plain Maintenance  
Cocurr Activity Student Transportation School Leadership  
Data Processing Other Intergovernmental Guidance Svs  
Health Svs Security Svs Instructional Svs  
Curriculum Food Svs Facilities

Per Tex. Loc Gov't Code §140.0045 (Publication of Legally Required Newspaper Notices)  
\$1500

Per Tex. Loc Gov't Code §305.002 (Expenditures for "directly" or "indirectly" influencing or attempting to influence outcomes of Legislation or Administrative Action).

\$0

# OAKWOOD ISD

## General Fund Revenue Summary

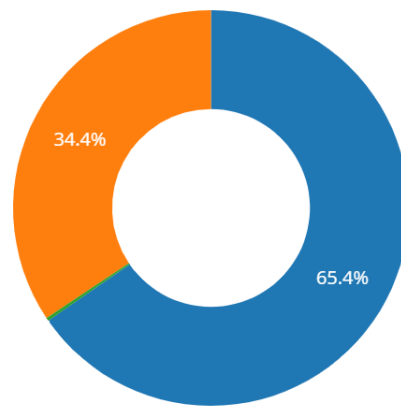
### Fiscal Year 2022

*Note to the viewer: You may click on individual components in the chart legends to turn those items "on" or "off"*

Source of Revenue

Measure	Object Level 1	2021	2022
Amount	Local	\$1,521,500	\$1,640,000
	State	\$659,899	\$860,064
	Federal	\$0	\$0
	Other Sources	\$0	\$0

General Fund Revenue by Source

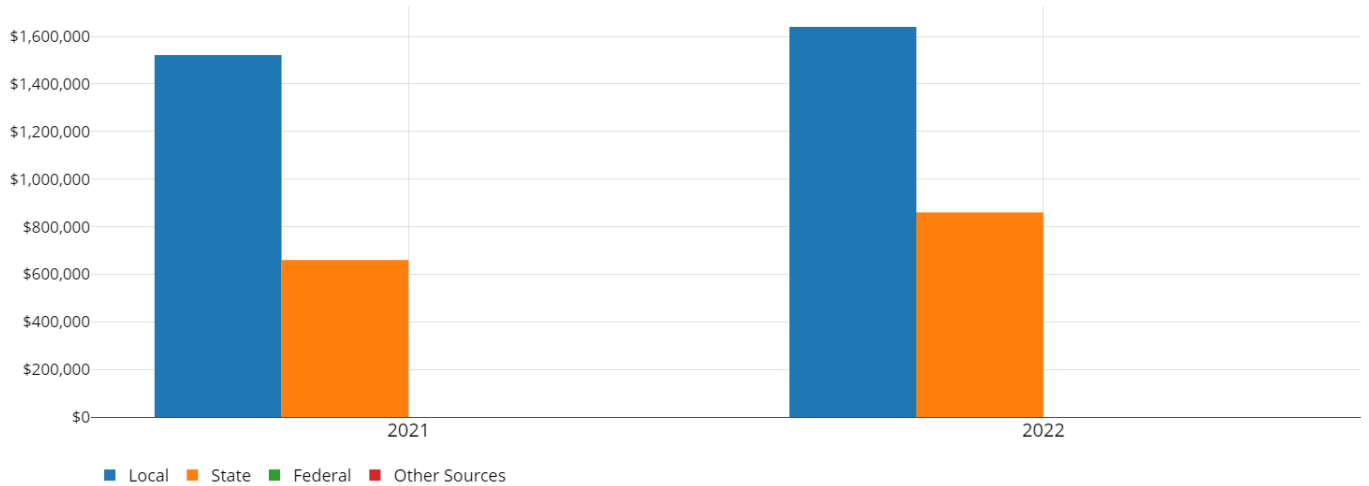


	FY 2021	FY 2022
	Change Amount	Change Amount
Local	-\$97,530	\$118,500
State	-102,272	200,165
Federal	0	0
Other Local	-156	0

■ Property Taxes ■ State Aid ■ Other Local Revenue ■ Federal Aid ■ Other Sources

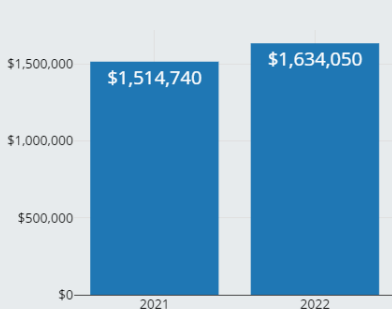
*The chart below illustrates the different revenue sources and amounts projected in the upcoming budget:*

Comparison of Revenue by Source

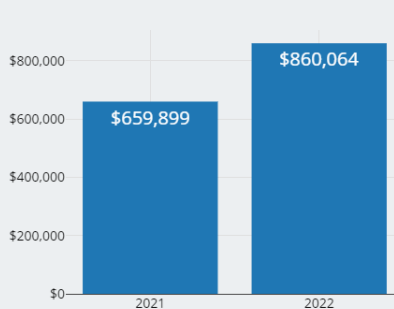


■ Local ■ State ■ Federal ■ Other Sources

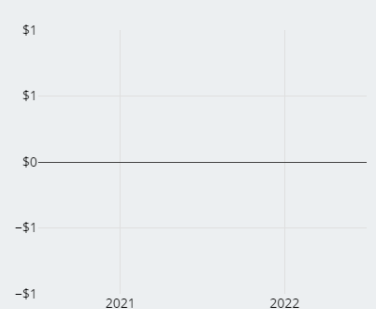
Comparison of Property Taxes



State Revenue



Comparison of Federal Sources



# OAKWOOD ISD

## General Fund Expenses Summary

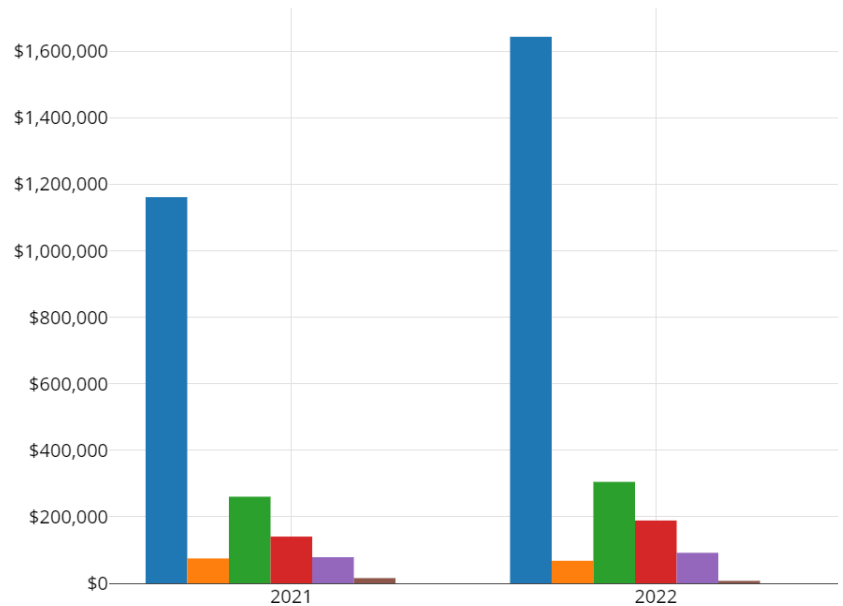
### Fiscal Year 2022



Comparison of Budgeted Expenses by Object

Measure	Object Level 2	2021	2022
Amount	Salaries	\$1,161,405	\$1,643,710
	Benefits	\$74,775	\$67,744
	Purchased Services	\$260,420	\$304,995
	Supplies	\$140,450	\$188,800
	Other Operating	\$78,500	\$91,715
	Capital	\$15,600	\$7,300

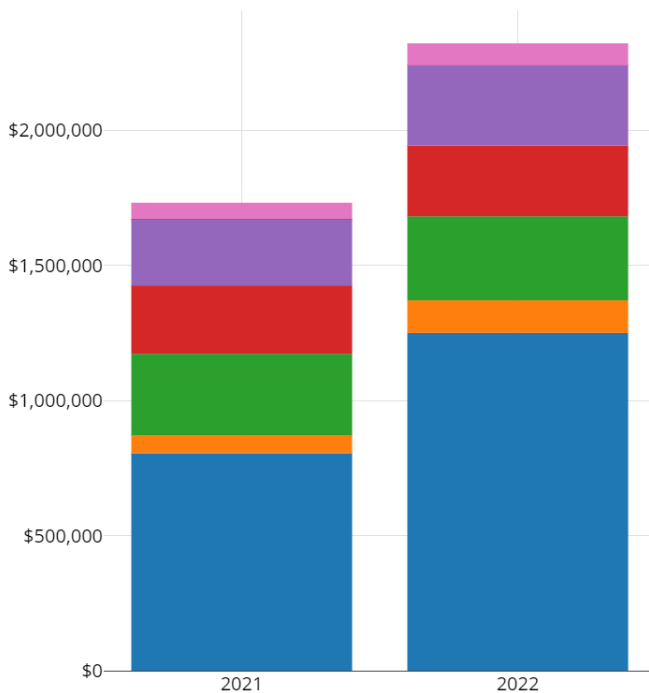
Expense by Object



	FY 2021	FY 2022
	Change Amount	Change Amount
Salaries	-\$477,346	\$498,905
Benefits	-\$192,520	\$9,569
Purchased Services	-\$105,051	\$44,575
Supplies	-\$3,681	\$48,350
Other Operating	-\$801	\$13,215
Capital	-\$198,832	\$8,300
Other Uses	-\$61,588	\$0

■ Salaries
 ■ Benefits
 ■ Purchased Services
 ■ Supplies
 ■ Other Operating
 ■ Capital
 ■ Other Uses

Expense by Function



■ Instruction
 ■ School Leadership
 ■ Support Services Student
 ■ Admin Support
 ■ Support Non Student
 ■ Capital Outlay
 ■ Intergovernmental

Comparison of Budgeted Expenses by Function

Function Level 2	2021 Amount	2022 Amount
Total	\$2,633,240	\$3,224,168
00 Generic	\$0	\$0
11 Instruction	\$977,732	\$1,656,155
12 Instruct Res/Media Svs	\$32,260	\$31,455
13 Curr/Instruc Staff Devel	\$0	\$0
23 School Leadership	\$65,320	\$120,520
31 Guidance/Counsel/Eval Svs	\$65,050	\$40,985
33 Health Svs	\$4,400	\$11,900
34 Student Transportation	\$108,595	\$120,715
35 Food Svs	\$96,700	\$96,200
36 Cocurr/Extracurr Activity	\$124,700	\$142,350
41 General Administration	\$252,900	\$262,050
51 Plant Maint/Operations	\$206,865	\$257,390
52 Security/Monitoring Svs	\$15,000	\$5,000
53 Data Processing Svs	\$37,500	\$73,500
71 Debt Svs	\$304,000	\$224,448
81 Facilities Acq/Construct	\$281,717	\$100,000
93 Pymts To Member Dists Ssa	\$16,500	\$16,500
99 Other Intergovernmental Charge	\$44,000	\$65,000

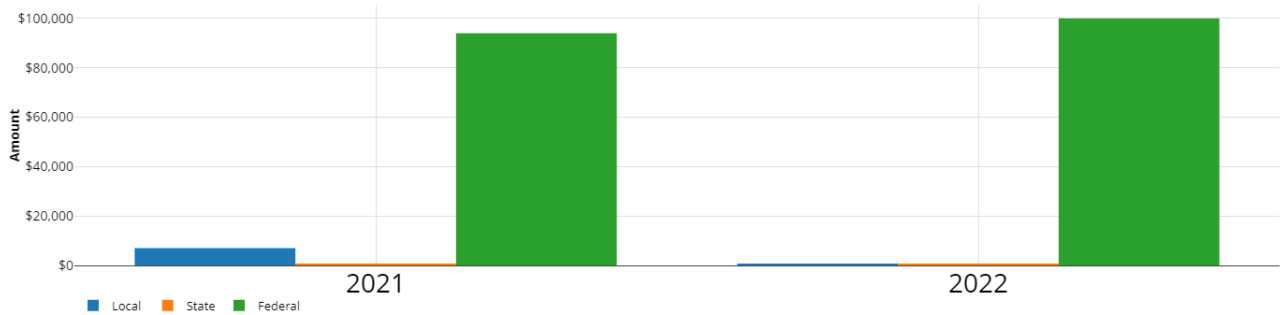
# OAKWOOD ISD

## Food Service Budget Summary

### Fiscal Year 2022



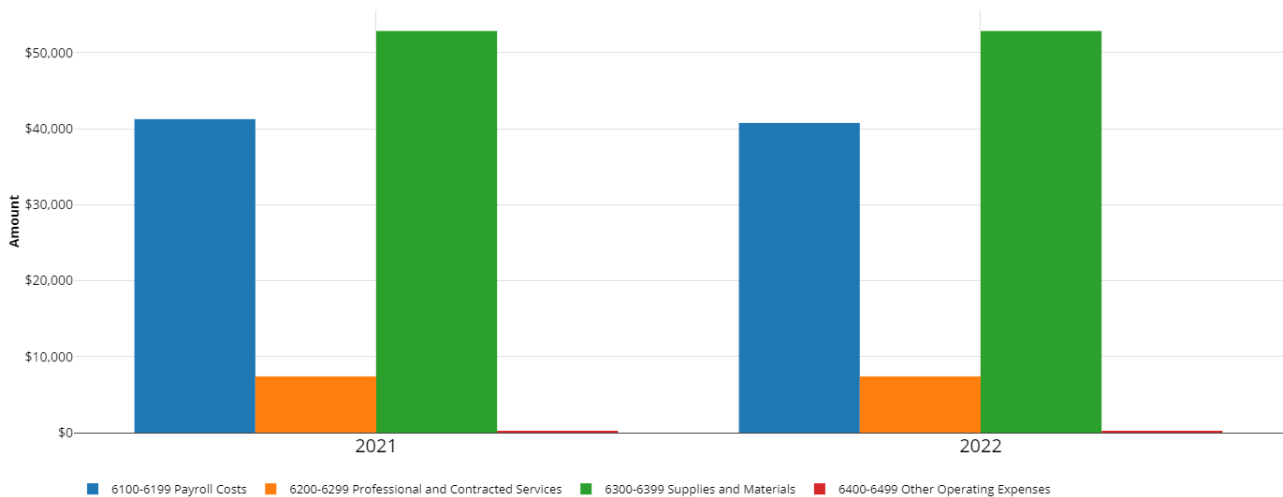
#### Food Service Revenue



Food Service Source of Revenue

Object Level 1	2021 Amount	2022 Amount
Total	\$101,700	\$101,200
Federal Revenue	\$94,000	\$100,000
Local Sources	\$7,000	\$500
State Revenue	\$700	\$700

#### Food Service Expenses



Food Service Expense

Function Level 2	Object Level 1	2021 Amount	2022 Amount
Total		\$101,700	\$101,200
35 Food Svs		\$96,700	\$96,200
	Payroll Cost	\$41,250	\$40,750
	Contracted Services	\$2,400	\$2,400
	Supplies	\$52,850	\$52,850
	Other Operating	\$200	\$200
53 Data Processing Svs		\$5,000	\$5,000
	Contracted Services	\$5,000	\$5,000

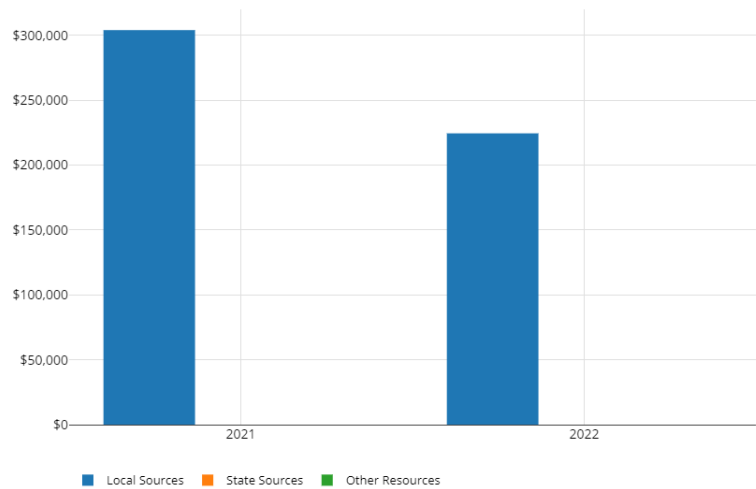
# OAKWOOD ISD

## Debt Service Fund

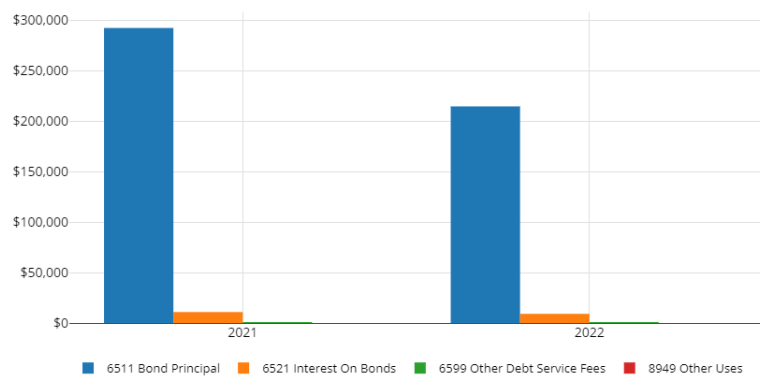
### Fiscal Year 2022



#### Comparison of Debt Service Revenue



#### Debt Service Expense By Object



#### Debt Revenue

Object Level 1	2021 Amount	2022 Amount
Total	\$2,805,775	\$3,640,725
Local Sources	\$1,832,500	\$1,864,948
State Sources	\$687,478	\$860,764
Federal Sources	\$285,797	\$915,013
Other Sources	\$0	\$0

#### Debt Service Expenses

Measure	Object Level 3	2021	2022
Amount	6511 Bond Principal	\$292,500	\$214,726
	6521 Interest On Bonds	\$10,850	\$9,072
	6599 Other Debt Service Fees	\$650	\$650
	8949 Other Uses	\$0	\$0