


BUS SAFETY TEACHER'S GUIDE



After watching the bus safety video with your class, have your students complete the Bus Safety worksheet by ***circling thumbs up or thumbs down***. Be sure to highlight the Bus Safety rules for each item.

Food Or Drink - Thumbs Down

Students should not be eating or drinking on the bus. Also, students should not bring toys on the bus.

Stay In Your Seat - Thumbs Up

Students should sit “Seat in Seat, Back on Back, Feet on Floor.” This means that they sit in their seat with their back touching the back of the bus seat and feet on the floor. Backpacks should stay in their laps.

Students should not change seats.

Yelling - Thumbs Down


Students should use a quiet voice while on the bus. They should not yell or scream.










Stop Until The Bus Driver Says Go - Thumbs Up

Students should remain at their bus stop until the bus is completely stopped. They should not enter the bus danger zone, which is ***5 giant steps*** away from the bus, until they are sure the bus is not moving. Once the bus comes to a complete stop, they should use the handrails to load the bus.

BUS SAFETY

Name: _____



Food or Drink?			
Stay In Your Seat?			
Yelling?			
Stop Until The Bus Driver Says Go?	