

Climate & Culture Teacher Survey _ District 2021

run on 04/20/2021



surveys



Report Filters

School:
N/A

Ethnicity:
N/A

Term:
N/A

Gender:
N/A

Role:
N/A

POSITION:
N/A

Race:
N/A

Experience:
N/A

Tag:
N/A

AdvancED Certified Content

Demographics

Number of Responses | Percentages of Total Responses

1. Gender

Male 21 12%

Female 148 88%

169 respondents

2. Race

Asian 1 1%

White 164 99%

165 respondents

3. Ethnicity

Hispanic 3 2%

Not Hispanic or Latino 151 98%

154 respondents

4. Role

Teacher 126 69%

Teaching Assistant 56 31%

182 respondents

5. Experience

Less than 1 year 14 8%

1-3 years 28 15%

4-10 years 50 27%

11-20 years 58 32%

More than 20 years 32 18%

182 respondents

6. Term

This is my 1st year 29 16%

2 years 24 13%

3 years 15 8%

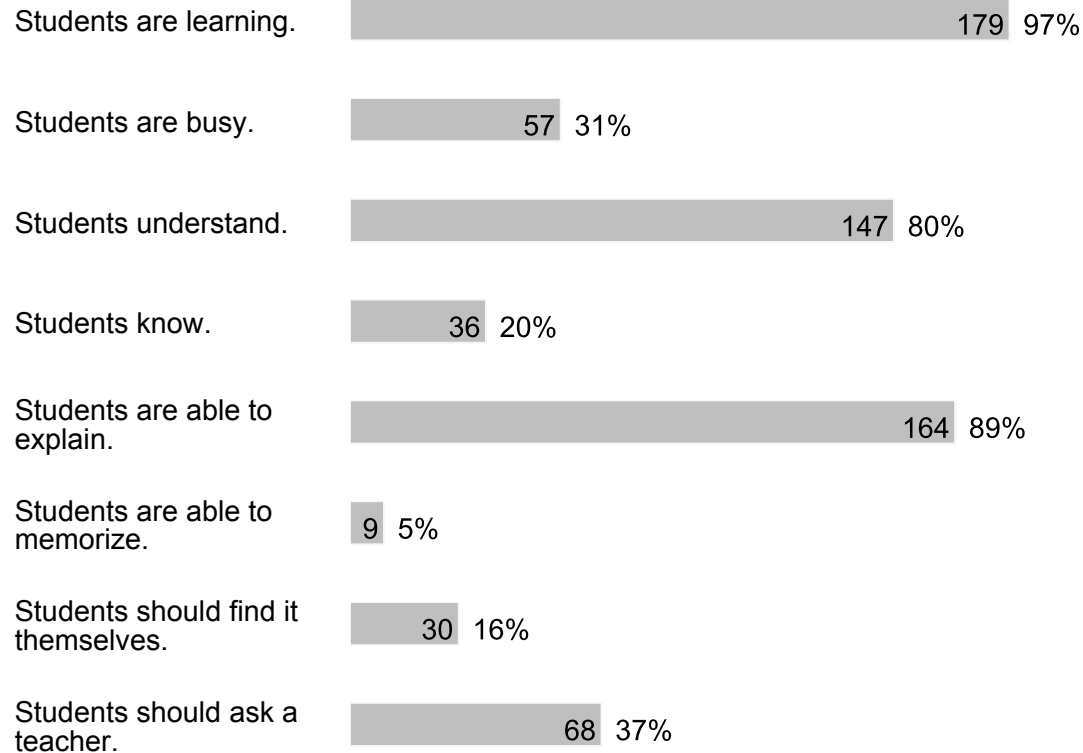
4 years or more 113 62%

181 respondents

AdvancED Certified Content

C. Climate and Culture Questions

1. Which four of the following words or phrases best describe, in general, the expectations for students at your school?



Students are expected to be good at everything. | 1%

Students are expected to be good at some things. 44 24%

184 respondents

2. Which four of the following phrases best describe, in general, the kinds of things you say to your students?

What are you doing? 17 9%

What are you thinking? 87 47%

We will be working on... 97 53%

You will be working on... 22 12%

You are learning... 66 36%

You are being taught... 3 2%

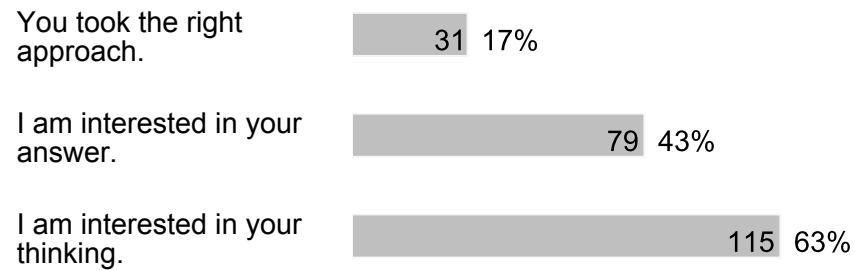
Explain it. 106 58%

Repeat it. 8 4%

You should do it this way. | 1%

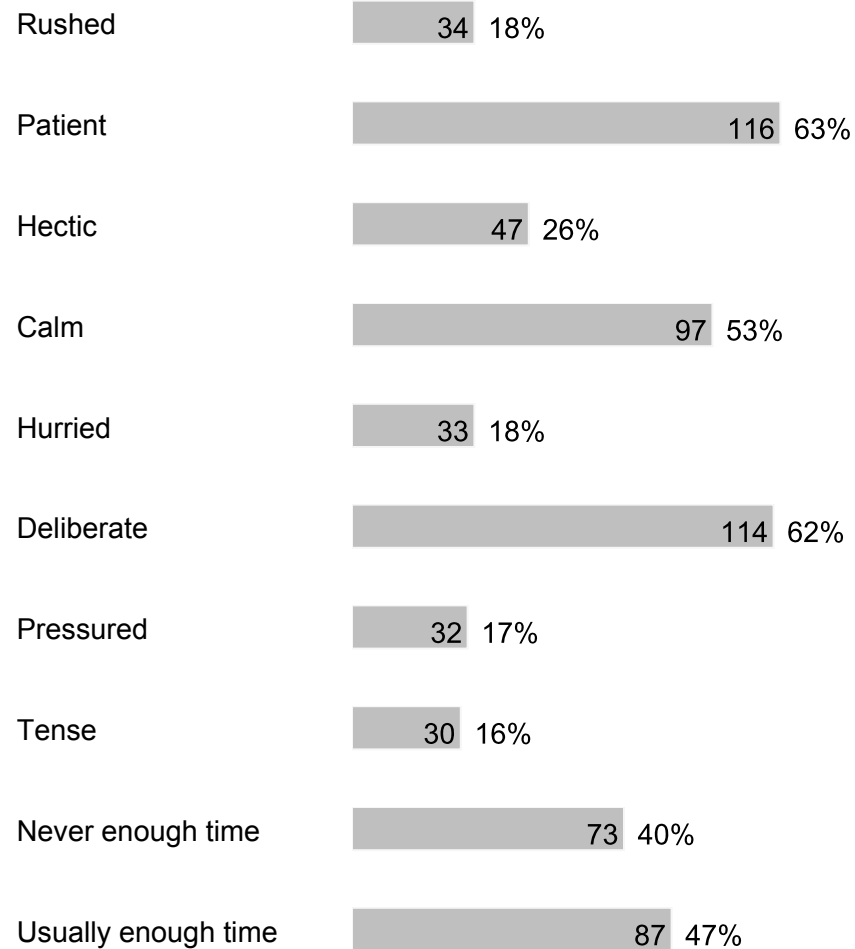
You could do it this way. 30 16%

You got it right! 73 40%



184 respondents

3. Which four of the following words or phrases best describe how you feel, in general, when trying to complete your responsibilities while at work?



Relaxed 73 40%

184 respondents

4. Which four of the following words or phrases best describes what you think of your colleagues, in general?

Real 100 54%

Honest 110 60%

Fun 93 51%

Interesting 63 34%

Permissive 8 4%

Inconsistent 16 9%

Consistent 74 40%

Caring 170 92%

Active 66 36%

Curious 20 11%

Uninterested 3 2%

Mean 1 1%

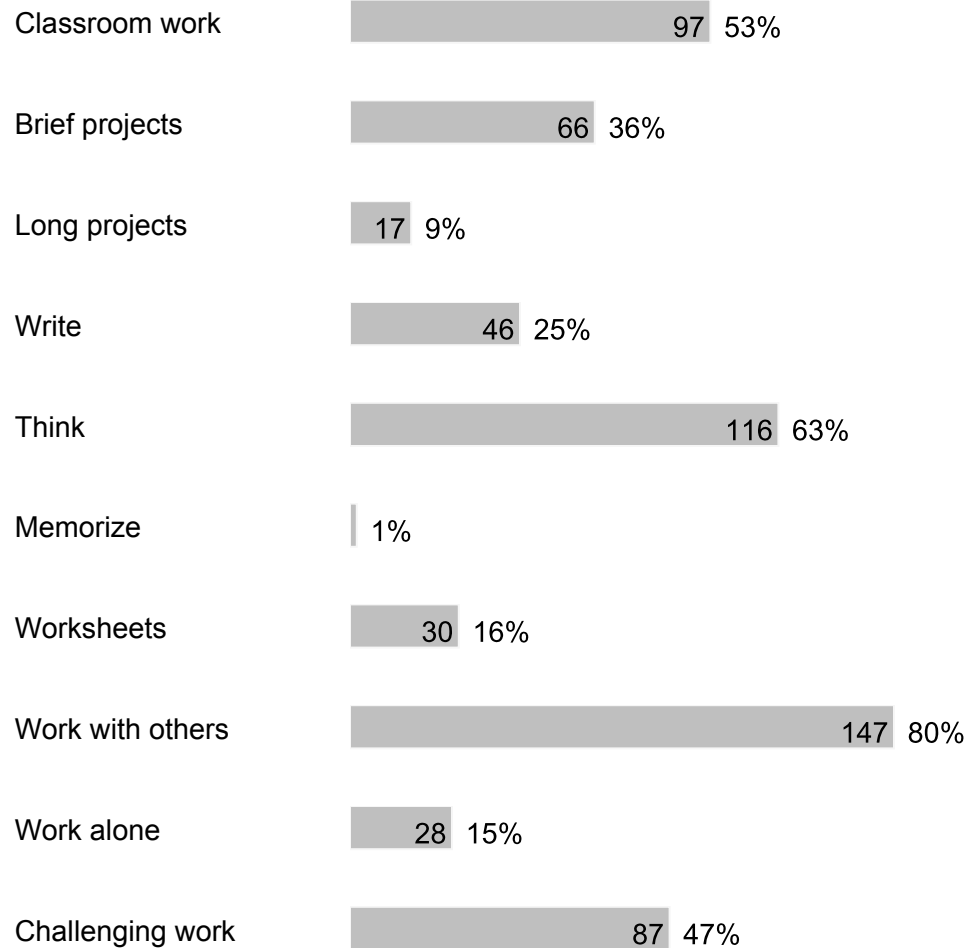
Fake 1 2%

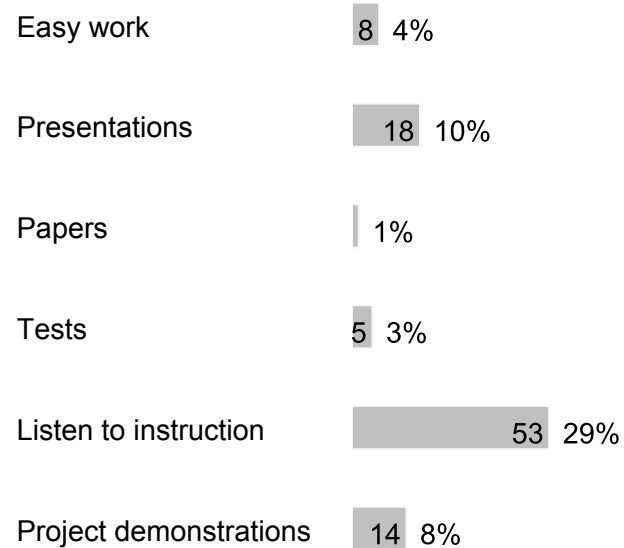
Unfair 3 2%

Untrustworthy 1 2%

184 respondents

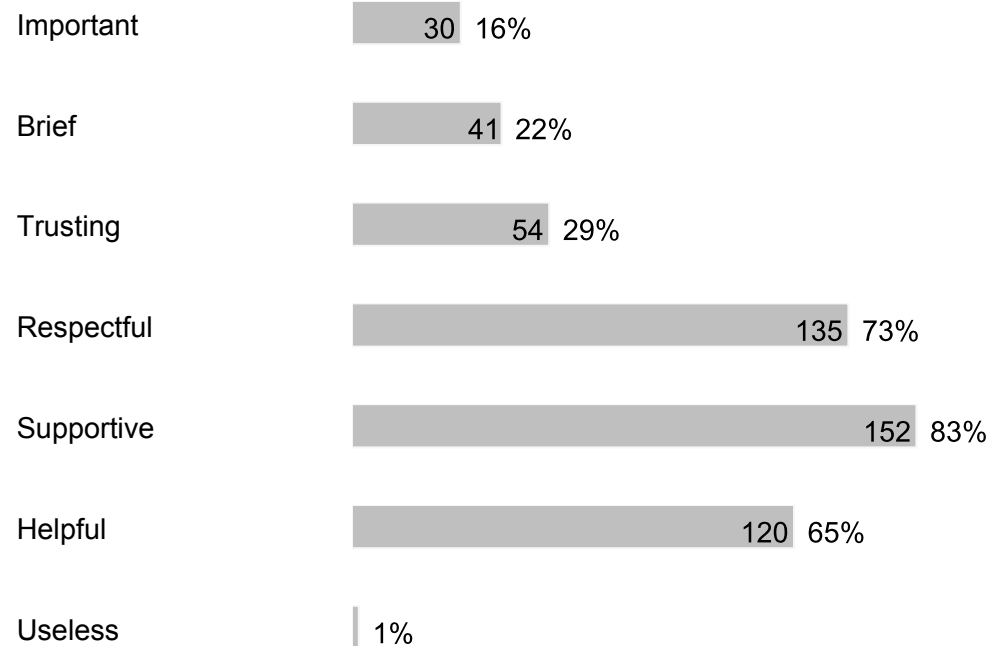
5. Which four of the following words or phrases best describe, in general, what students most often DO in your classroom?

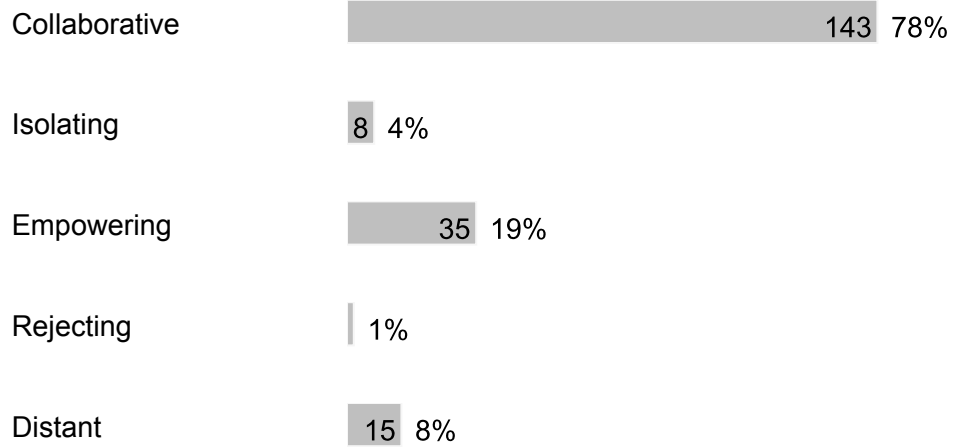




184 respondents

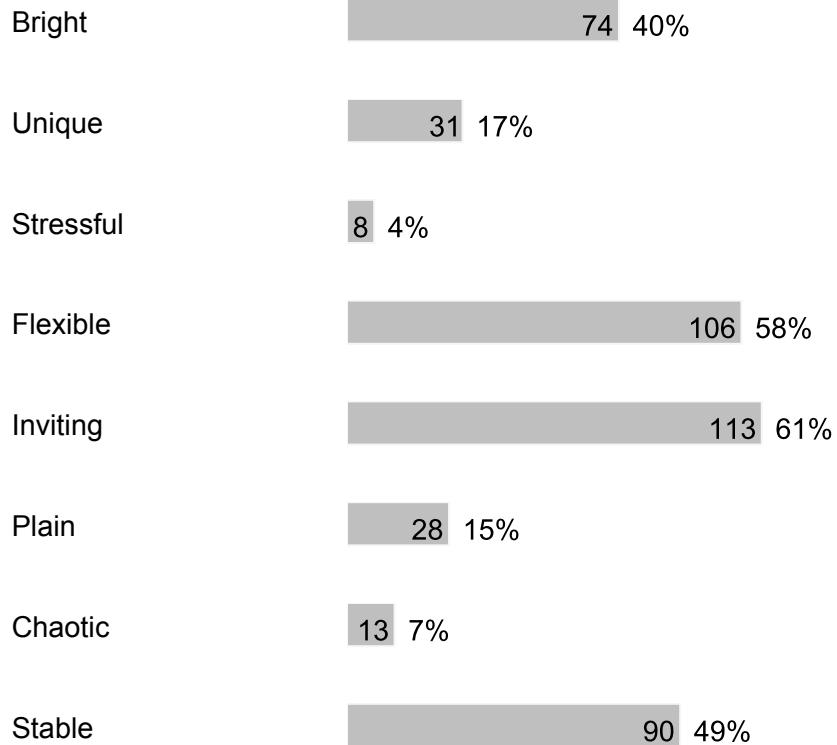
6. Which four of the following words best describe the interactions you have with other teachers at your school?

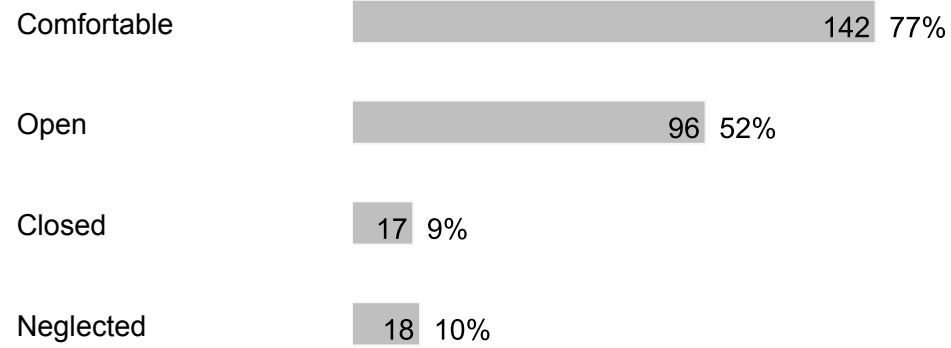




184 respondents

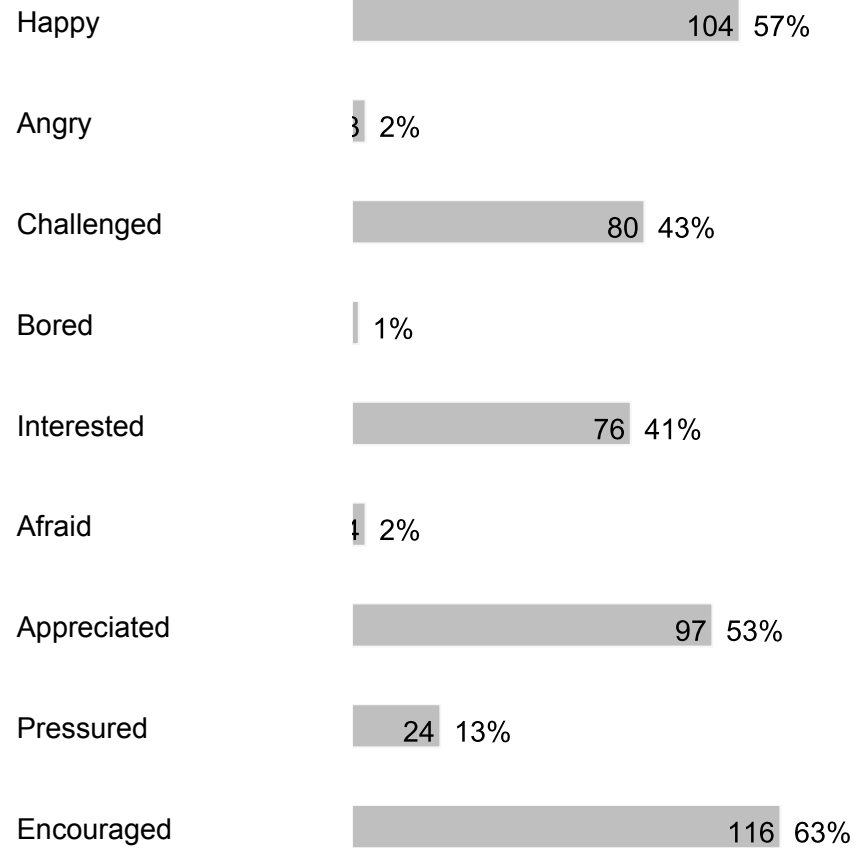
7. Which four of the following words best describe, in general, the physical spaces in which you spend most of your time while at your school?

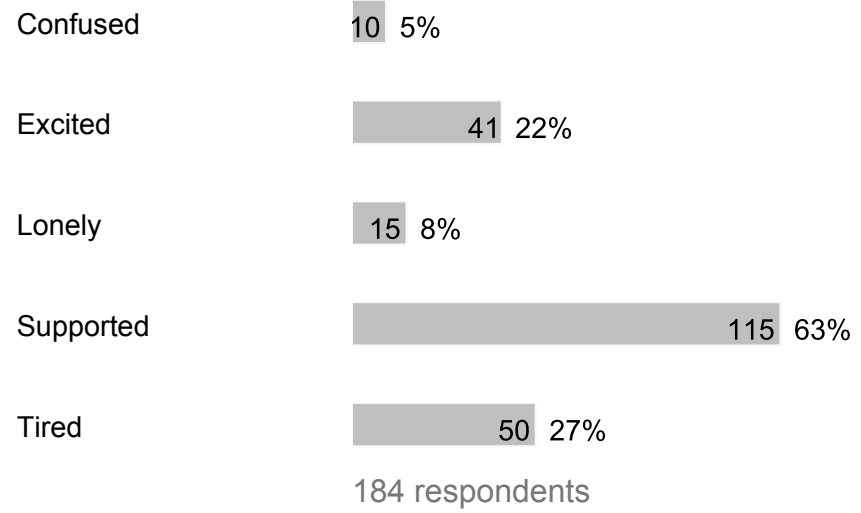




184 respondents

8. Which four of the following words best describe, in general, how you feel while at work?



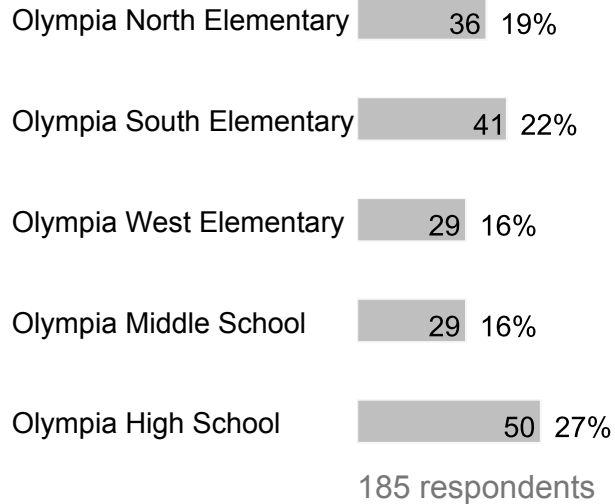


Climate & Culture Teacher Survey_031821 (Olympia Spring 2021)

Demographics

Number of Responses | Percentages of Total Responses

7. POSITION



D. New Section

1. Do you feel as if your input is valued when solving building based problems?

Yes 87 47%

No 18 10%

Sometimes 79 43%

184 respondents

2. A high level of trust is evident among staff members in this school.

Yes 165 90%

No 19 10%

184 respondents

3. Select all groups in which you feel connected to and supported by as you conduct your work.

Colleagues in your department 153 84%

Colleagues in other departments 118 64%

Building staff 144 79%

Building Administration 140 77%

District Administration

86 47%

183 respondents

4. Are staff members in this school coachable (ie: take risks, try new ideas, try to improve their performance)?

All

25 14%

Most

124 67%

Some

32 17%

Few

3 2%

184 respondents

5. Do you feel supported to take instructional risks?

Yes

174 95%

No

9 5%

183 respondents

6. Do students at this school have behavioral expectations that are supported and reinforced consistently among staff members?

Yes

127 69%

No

57 31%

184 respondents

7. Is building positive, caring relationships with students and colleagues a top priority in this school?

Yes 175 95%

No 9 5%

184 respondents

8. Is there a sense of collective responsibility by all staff members to support each child's experience while in school (academic, behavioral, social-emotional needs)?

Yes 164 89%

No 20 11%

184 respondents

9. Does our staff celebrate individual and group success?

Yes 163 89%

No 21 11%

184 respondents

10. Does the principal have confidence in the professional expertise of the staff?

Yes 178 98%

No 4 2%

182 respondents

11. Does the principal value each staff member personally?

Yes 170 94%

No 11 6%

181 respondents

12. Does the administration and staff work cohesively through a solutions based approach when solving problems?

Yes 150 83%

No 31 17%

181 respondents

13. Is there consistency in curriculum, instruction and learning materials among teachers within the same content area/grade level.

Yes 163 90%

No 19 10%

182 respondents

14. To what extent do you feel supported by the parents/guardians of your students?

Fully supported 39 21%

Supported Most of the Time 138 75%

Rarely supported 6 3%

Never supported 1 1%

184 respondents

15. Is there mutual support between school staff and community members?

Yes 171 94%

No 10 6%

181 respondents

16. To what extent do your colleagues feel supported by the parents/guardians of your students?

Fully supported 18 10%

Supported most of the time 155 85%

Rarely supported 10 5%

183 respondents

Appendix

Schools

Olympia High School
Olympia CUSD 16
Olympia South Elementary
Olympia North Elementary
Olympia Middle School
Olympia West Elementary