

# Climate & Culture District Parent Survey\_2021

---

run on 04/22/2021



surveys





## Report Filters

**School:**

N/A

**Ethnicity:**

N/A

**Tag:**

N/A

**Gender:**

N/A

**Grade:**

N/A

**Race:**

N/A

**Term:**

N/A

**AdvancED Certified Content**

## Demographics

Number of Responses | Percentages of Total Responses

### 1. Gender

Male 82 30%

Female 188 70%

270 respondents

### 2. Race

Asian 0%

White 264 98%

Two or more races 5 2%

270 respondents

### 3. Ethnicity

Hispanic 0%

Not Hispanic or Latino 245 100%

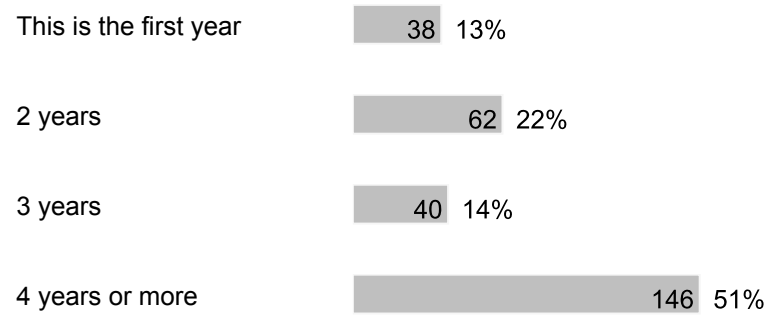
246 respondents

#### 4. Grade

Pre-K	12	4%
K	16	6%
1st grade	24	8%
2nd grade	26	9%
3rd grade	23	8%
4th grade	29	10%
5th grade	33	12%
6th grade	14	5%
7th grade	13	5%
8th grade	18	6%
9th grade	22	8%
10th grade	21	7%
11th grade	17	6%
12th grade	17	6%

285 respondents

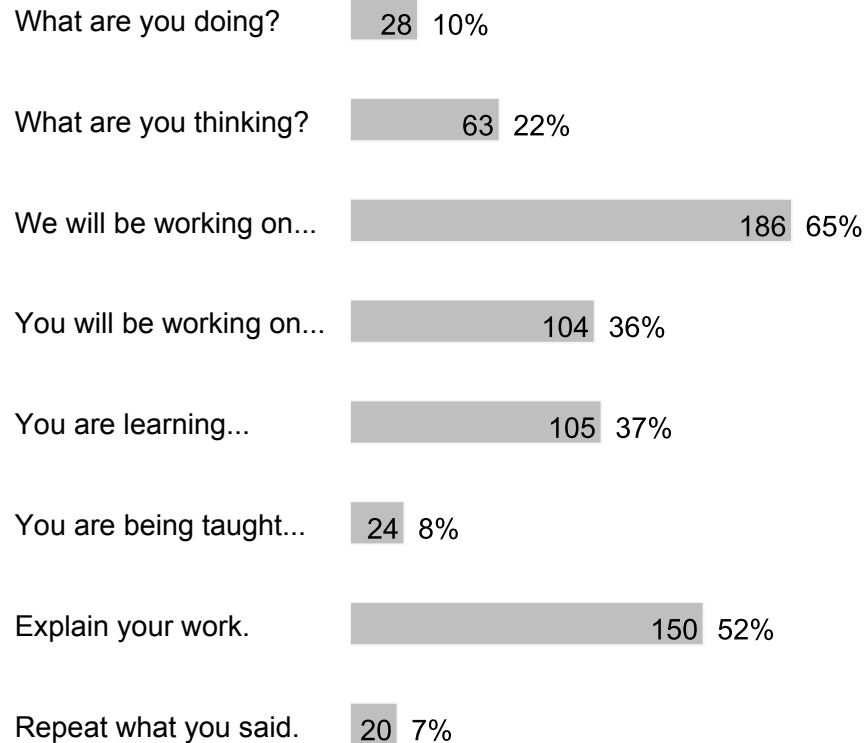
#### 5. Term

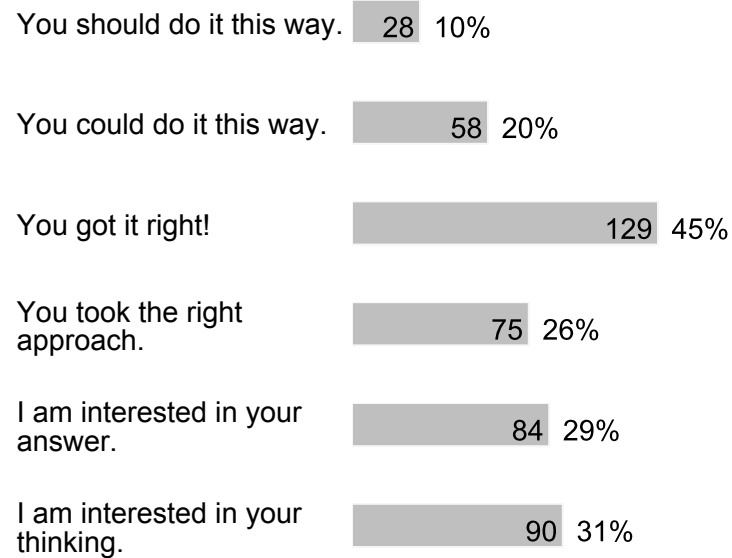


286 respondents

## C. Climate and Culture Questions


1. Which four of the following phrases best describe, in general, the kinds of things teachers in your child's school say to students?

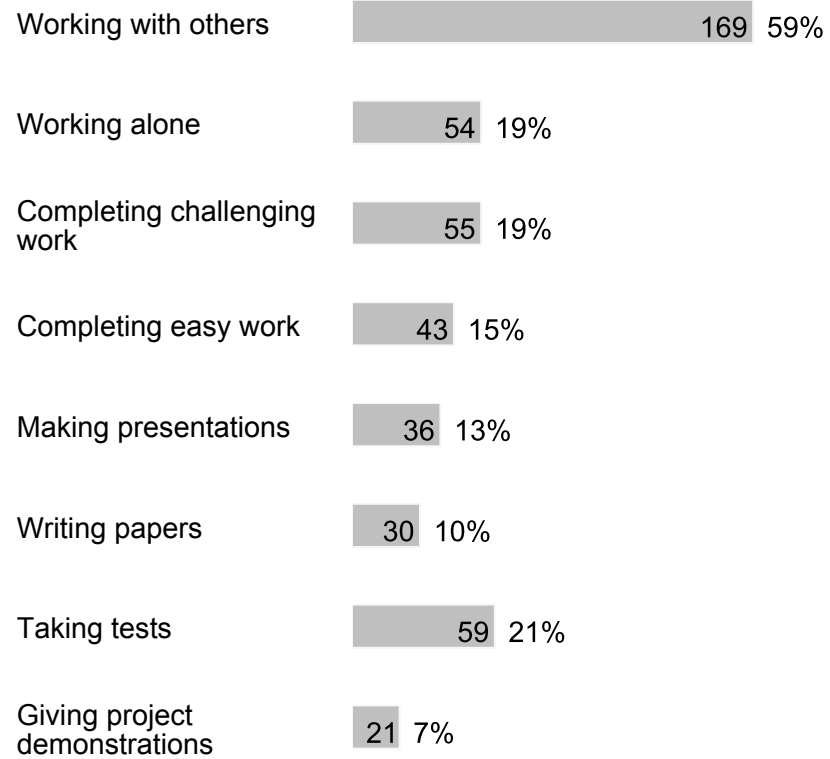




286 respondents

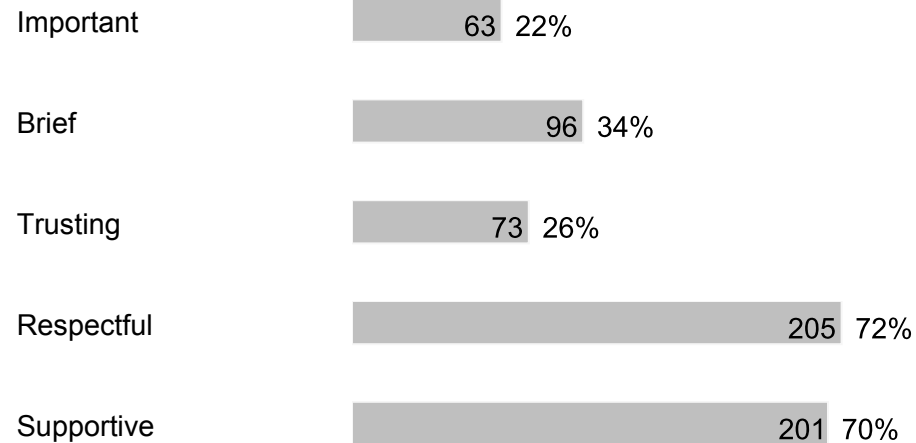
2. Which four of the following words or phrases best describes, in general, the kinds of things your child is most often DOING while at school?



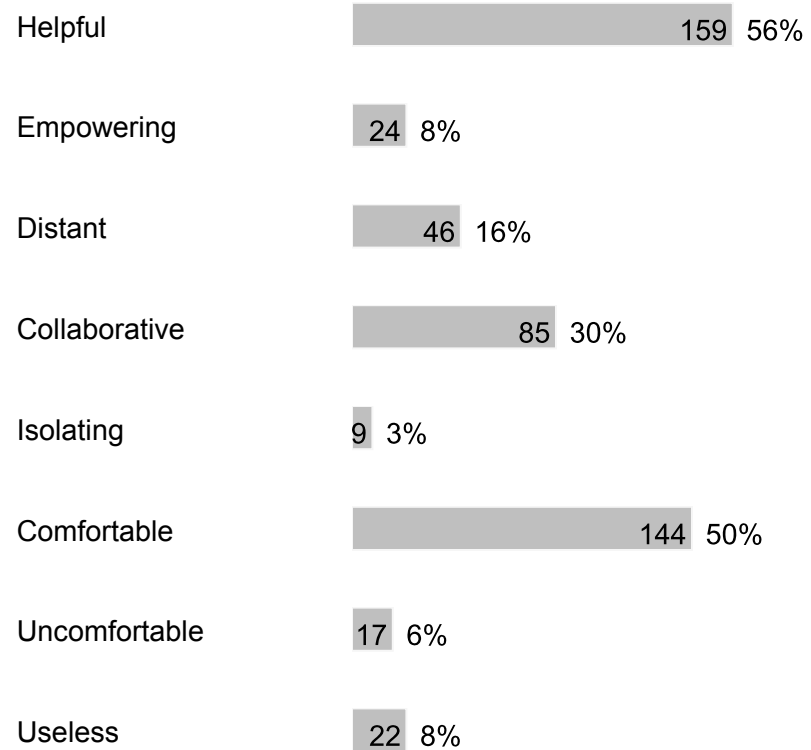


286 respondents

**3. Which four of the following words best describe, in general, the interactions YOU have with staff at your child's school?**





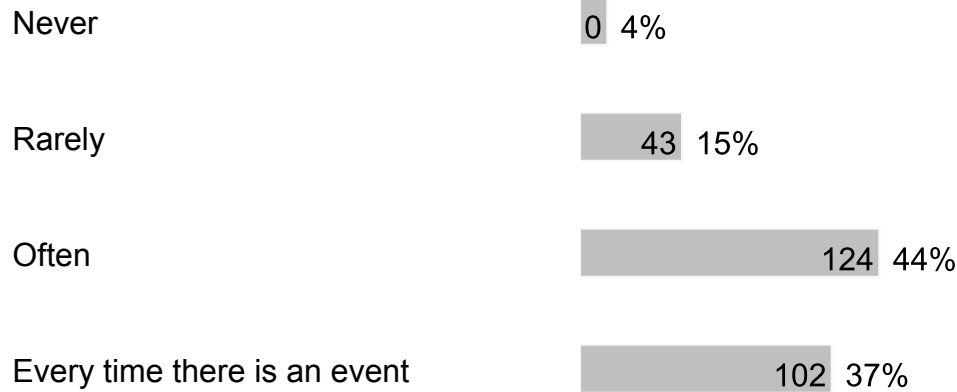


286 respondents

## Climate & Culture Parent Survey\_092820 (Olympia Spring 20-21)

### D. New Section

1. How often does the staff at your child's school invite you to school events (non-COVID year)?



279 respondents

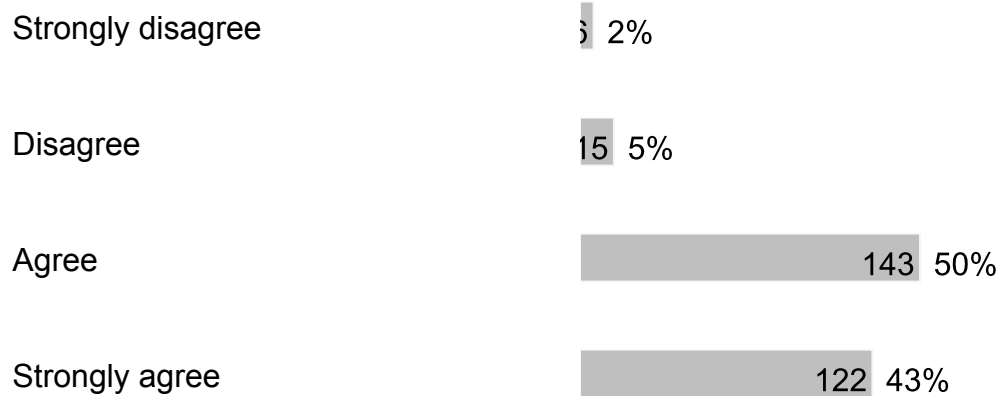
2. How often do teachers at this school make parents aware of important news and information?





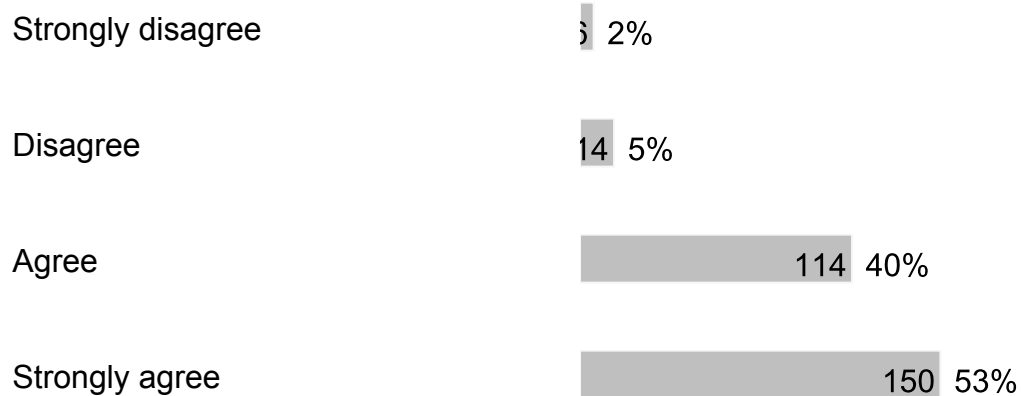
285 respondents

**3. Indicate how much you agree with the following statement: The teachers respect me.**



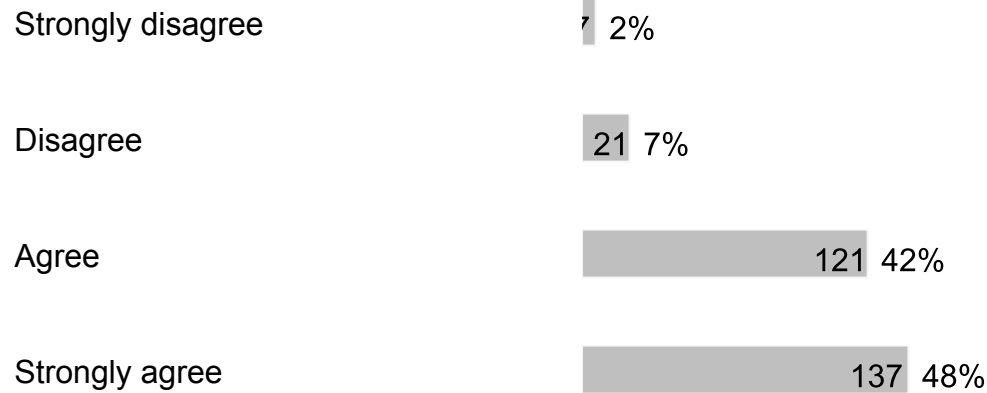
286 respondents

**4. Indicate how much you agree with the following statement: The teachers do their best to help my child learn.**



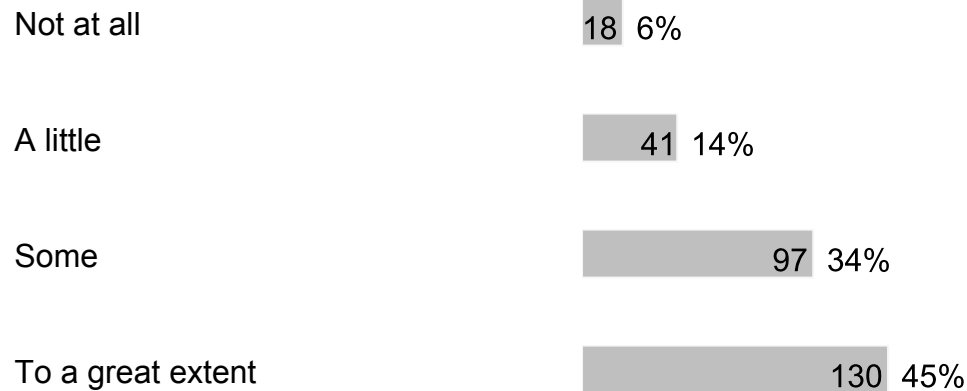
284 respondents

5. Indicate how much you agree with the following statement: I am comfortable sharing my concerns with teachers at the school.




286 respondents

6. To what extent do you feel like a partner with the teachers at the school in your child's education?



286 respondents

7. To what extent do you feel your voice is valued at the school?



Some 96 34%

To a great extent 126 44%

284 respondents

8. To what extent do you feel comfortable sharing your concerns with school leadership?

Not at all 17 6%

A little 30 10%

Some 83 29%

To a great extent 156 55%

286 respondents

9. To what extent do you feel welcomed when you enter the school?

Not at all 2 4%

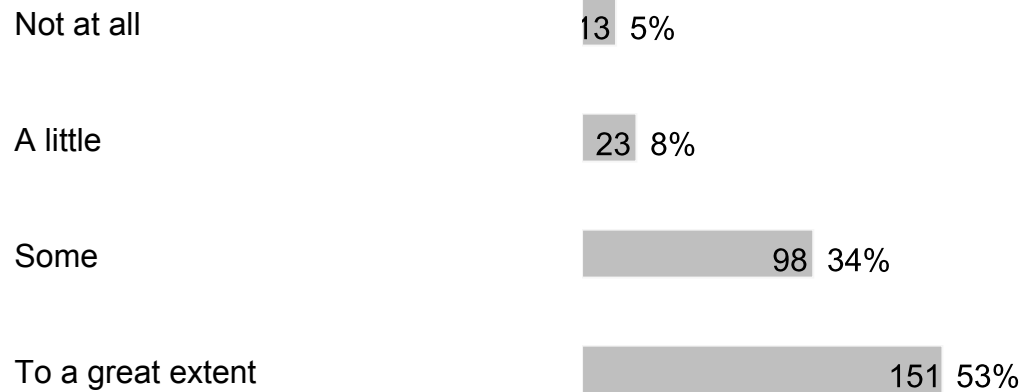
A little 15 5%

Some 69 24%

To a great extent 190 66%


286 respondents

**10.** To what extent do you feel this school is preparing your child for the next level (middle school, high school, college, career)?



285 respondents

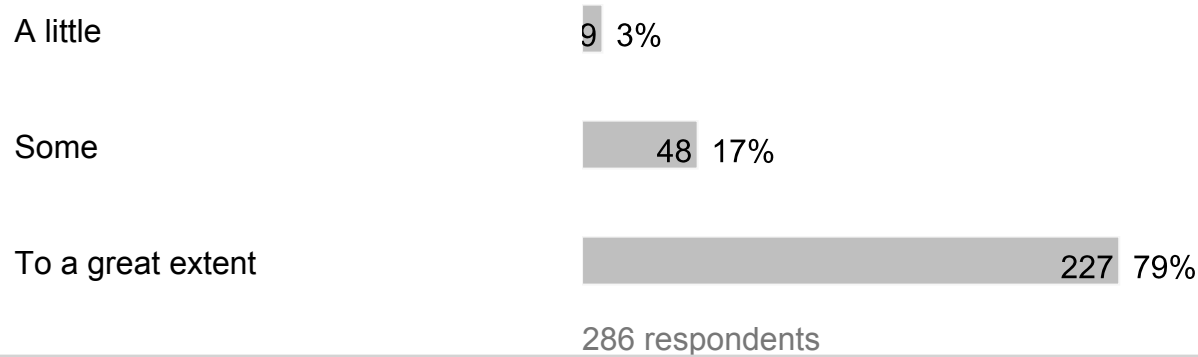
**11.** How often do teachers at this school contact me personally to discuss my child's academic achievement or progress?



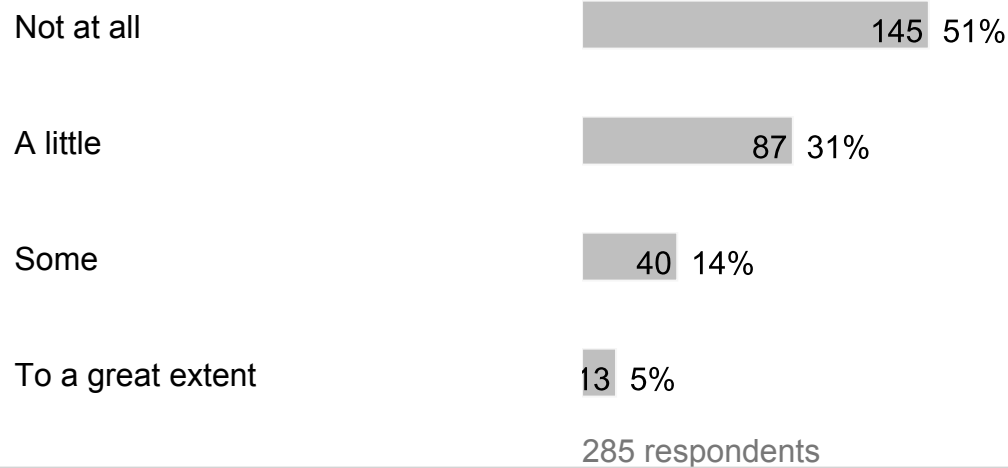
286 respondents

**12.** My child feels safe at this school.






**13. My child is affected by negative peers / bullying at this school.**

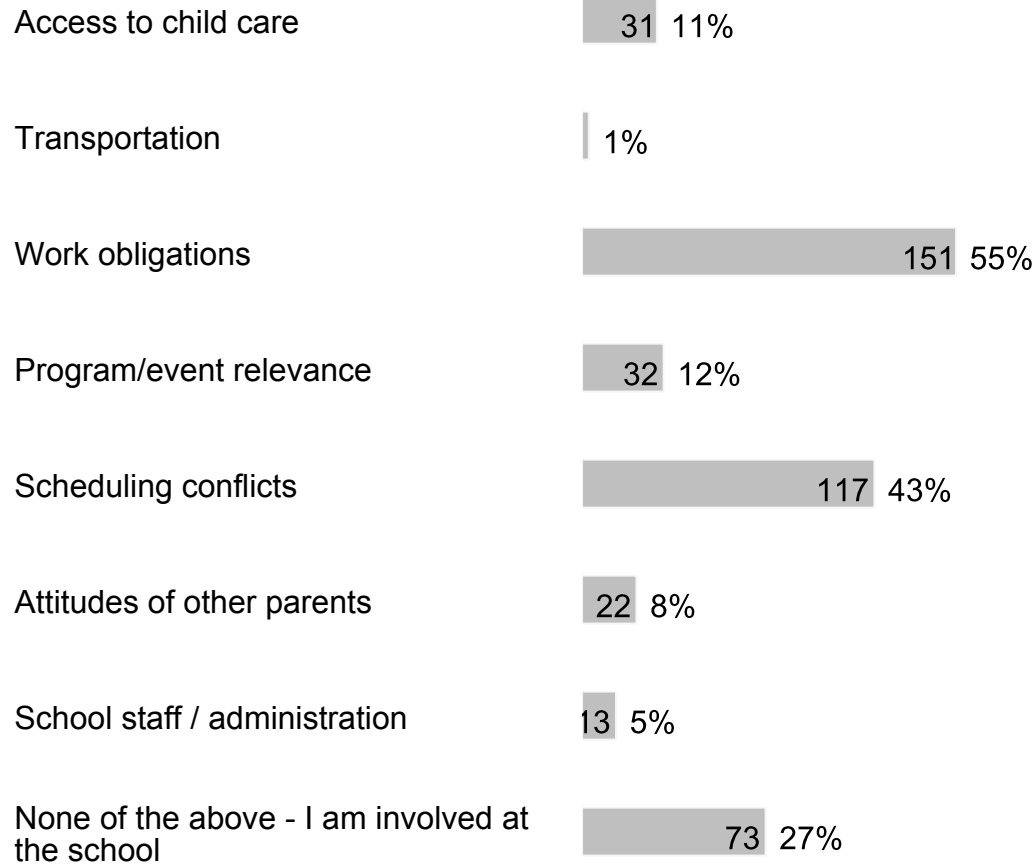


**14. A teacher or other staff member lets me know if there is a problem with my child's behavior.**



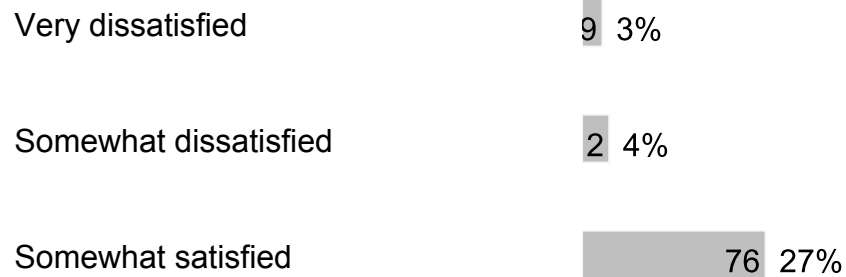
282 respondents

**15. Please select any /all that keep you from being involved at the school.**



273 respondents

**16. Overall, how satisfied are you with the education your child is receiving at school?**





Very satisfied



286 respondents



## Appendix

### Schools

Olympia High School  
Olympia CUSD 16  
Olympia South Elementary  
Olympia North Elementary  
Olympia Middle School  
Olympia West Elementary