

RE-1 Valley School District

Proposed Budget

Fiscal Year 2021-22



**RE-1 Valley School District
301 Hagen St
Sterling, Co 80751**

**Shila Adolf
Superintendent**

**Nichole Eastin
Chief Financial Officer**

21-May-21

Valley RE-1 School District

Proposed Budget

Table of Contents

FY 21/22

I. Introductory Section

Table of Contents	i
Budget Assumptions	ii
Appropriation Resolution	iiia
Use of Beg Fund Balance Resolution	iiib
Interfund Borrowing Resolution	iiic
General Fund Graphs	iv

II. Financial Section

General Fund Summary	1
General Fund Revenue Detail	2
General Fund Expenditure Detail	3-6
Insurance Reserve Fund	7
Food Service Fund	8
Designated Purpose Grants Fund	9
Capital Reserve Fund	10
Pupil Activity Fund	11
Campbell Library Fund	12
Walsh Fund	13
After Day School Fund	14
Bond Redemption Fund	15
Melendy Fund	16

III. Informational Section

Pupil Count History	17
Staffing Summary	18
Debt Summary	19

Valley RE-1 School District
Proposed Budget
Budget Development Assumptions
FY 21/22

Revenue-Based Assumptions	
October FTE Pupil Count	2,039.0
5-Yr Avg Funded Pupil Count	2,133.6
Post-Negative Factor Per-Pupil Funding	\$8,544
Total Program Funding	\$18,074,105
Budget Stabilization Factor	(\$1,315,930)
Net Assessed Valuation	\$224,827,371
Property Tax Mill Levy Components	
General Fund	26.651
Abatement Levy	0.081
Bond Fund	8.567
Mill Levy Override Fund	2.316
Total Mill Levy	37.615

Expenditure-Based Assumptions	
District Contribution Family Insurance Premium	\$920
Employer PERA Contribution	20.90%
Medicare Employer Contribution	1.45%
Colorado Minimum Wage	\$12.32

Debt-Based Assumptions	
Net Assessed Valuation	\$224,827,371
Gross Debt Capacity @ 20%	\$44,965,474
General Obligation Principal Outstanding as of 6/30/21	(\$10,700,000)
Remaining Debt Capacity	<u>\$34,265,474.20</u>
Lease Certification of Participation	<u>\$3,970,000</u>

Policy-Based Assumptions	
General Fund Appropriations	\$23,482,876
Policy Required Fund Balance @ 20%	\$4,696,575
Budgeted Fund Balance (Assuming Unused Appropriated Reserves)	<u>\$2,795,876</u>
Amount Over (Under) Fund Balance Requirement	<u>(\$1,900,699)</u>
Instructional Appropriation	12,837,500
Total Appropriation	<u>23,482,876</u>
Percentage Instructional Appropriation	54.67%
Policy Required Instructional Appropriation	45.00%
Over (Under) Policy Requirement	<u>9.67%</u>

Valley RE-1 School District

Proposed Budget

Appropriation Resolution

FY 21/22

Appropriation Resolution

Be it resolved, by the Board of Education of Valley RE-1 School District in Logan County, that the amounts shown in the following schedule be appropriated to each fund as specified in the Adopted Budget for the ensuing fiscal year beginning July 1, 2021 and ending June 30, 2022.

FUND	APPROPRIATION AMOUNT
General Fund	
General Fund	23,482,876
Insurance Reserve Fund	465,000
Special Revenue Funds	
Food Service Fund	880,000
Designated Purpose Grants Fund	4,040,834
Pupil Activity Fund	2,250,000
Bond Redemption Fund	
Bond Redemption Fund	5,700,000
Capital Projects Funds	
Capital Reserve Fund	215,000
Trust/Custodian Funds	
Campbell Library Fund	40,000
Walsh Fund	85,000
Melendy Fund	60,000
Total Appropriation	<u><u>\$37,218,710</u></u>

Valley RE-1 School District
Proposed Budget
Use of Beginning Fund Balance Resolution
FY 21/22

Use of Beginning Fund Balance Resolution

Whereas CRS 22-44-105(1.5)(a) states that a budget, duly adopted pursuant to this article, shall not provide for expenditures, interfund transfers, or reserves, in excess of available revenues and beginning fund balance;

Whereas the Board of Education may authorize the use of a portion of beginning fund balance in the budget, stating the amount to be used, the purpose for which the expenditure is needed, and the District's plan to ensure that the use of beginning fund balance will not lead to an ongoing deficit; and

Whereas the Board of Education has determined the beginning fund balance in all funds will be used to support only non-recurring expenditures and this action will not lead to an on-going deficit and is the most fiscally responsible approach for the District; now therefore, be it

Resolved,

1 in accordance with CRS 22-44-105(1.5)(a), the Board of Education authorizes the use of a portion of the FY 2021-2022 beginning fund balance for the following funds:

General Fund Beginning Fund Balance	\$2,784,871	
Non-Recurring Uses of Fund Balance		
TABOR Reserve	971,818	
Instructional Accounts Carryover	0	
Teacher Salary Schedule Conversion	200,000	
Capital Projects/Facilities	-211,005	
Unassigned Contingency	1,824,058	
Total Non-Recurring Uses		\$2,784,871
Insurance Reserve Fund Beginning Fund Balance	\$40,000	
Non-Recurring Uses of Fund Balance		
Unassigned Contingency	40,000	
Total Non-Recurring Uses		\$40,000
Food Service Beginning Fund Balance	\$50,000	
Non-Recurring Uses of Fund Balance		
Unassigned Contingency	50,000	
Total Non-Recurring Uses		\$50,000
Capital Reserve - Fund Balance	\$15,000	
Non-Recurring Uses of Net Assets		
Unassigned Contingency	15,000	
Total Non-Recurring Uses		\$15,000
Activity Fund Fund Balance	\$750,000	
Non-Recurring Uses of Net Assets		
Unassigned Contingency	750,000	
Total Non-Recurring Uses		\$750,000
Campbell Library Fund Balance	\$40,000	
Non-Recurring Uses of Net Assets		
Unassigned Contingency	40,000	
Total Non-Recurring Uses		\$40,000
Walsh Fund - Fund Balance	\$85,000	
Non-Recurring Uses of Net Assets		
Unassigned Contingency	85,000	
Total Non-Recurring Uses		\$85,000
Bond Redemption - Fund Balance	\$3,700,000	
Non-Recurring Uses of Net Assets		
Reserved for Debt Service	3,700,000	
Total Non-Recurring Uses		\$3,700,000
Melendy Fund - Fund Balance	\$10,000	
Non-Recurring Uses of Net Assets		
Unassigned Contingency	10,000	
Total Non-Recurring Uses		\$10,000

Valley RE-1 School District
Proposed Budget
Interfund Borrowing Resolution
FY 21/22

Interfund Borrowing Resolution

Whereas Colorado Revised Statutes (C.R.S. 22-44-113) authorizes the Board of Education to borrow unencumbered monies from one fund for use by another fund. Monies borrowed from a fund pursuant to applicable laws must be repaid to said fund when needed to meet obligations of said fund and any such loan shall be repaid no later than three (3) months after the beginning of the following budget year. In the event monies are not forthcoming from designated sources, an amount equal to the outstanding liability shall be expended from the General Fund and used to repay the loan, now, therefore, be it

Resolved, that:

effective July 1, 2021. Valley RE-1 school District hereby authorizes the following borrowing in accordance with applicable laws and regulations.

Fund Name	Borrowing Amount
10 General Fund	\$500,000
21 Food Service Fund	\$250,000
22 Designated Purpose Grants Fund	\$500,000

Valley RE-1 School District

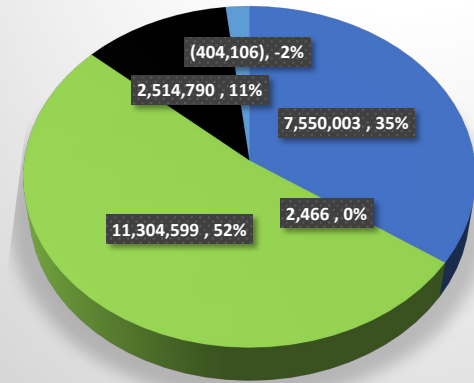
Proposed Budget

General Fund

FY 21/22

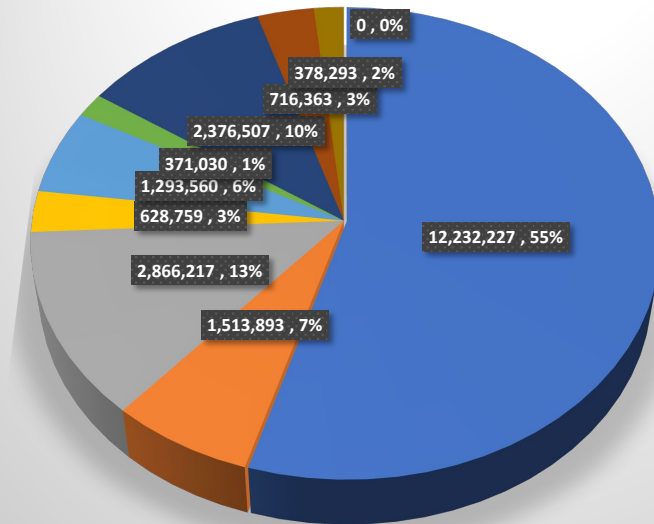
General Fund Revenues

General Fund Revenues



- Local Revenue
- Intermediate Revenue
- State Revenue
- Federal Revenue
- Allocations

General Fund Expenditures



- Instructional Services
- Pupil Services
- Instr. Staff Support
- General Administration
- School Administration
- Business Services
- Maintenance & Operations
- Transportation Services
- Central Services
- Other Services

Valley RE-1 School District

Proposed Budget

Individual Fund Statements

FY 21/22

Individual Fund Statements



Valley RE-1 School District

Proposed Budget

General Fund

FY 21/22

	Actuals FY 17-18	Actuals FY 18-19	Actuals FY 19-20	Mid-Year FY 20-21	Change	Proposed FY 21/22
Beginning Fund Balance						
Unassigned Fund Balance	1,323,059	2,399,898	2,704,230	3,328,977	(544,106)	2,784,871
Other Fund Balance	0	0	0	0	0	
Total Beginning Fund Balance	1,323,059	2,399,898	2,704,230	3,328,977	(544,106)	2,784,871
Revenues						
Local Revenue	7,003,327	7,153,991	7,338,300	7,550,003	467,817	8,017,820
Intermediate Revenue	2,215	32,172	5,207	2,466	34	2,500
State Revenue	11,398,922	12,472,949	13,579,912	11,304,599	1,898,086	13,202,685
Federal Revenue	0	0	16,759	2,514,790	(2,514,790)	0
Allocations	(490,000)	(1,030,000)	51,295	(404,106)	(120,894)	(525,000)
Total Revenues	17,914,464	18,629,112	20,991,473	20,967,752	(269,747)	20,698,005
Total Resources Available	19,237,523	21,029,010	23,695,703	24,296,729	(813,853)	23,482,876
Expenditures						
Instructional Services	10,099,144	11,142,587	12,210,970	12,232,227	605,273	12,837,500
Pupil Services	996,452	1,099,995	1,181,463	1,513,893	(321,393)	1,192,500
Instr. Staff Support	486,596	652,372	806,876	2,866,217	(2,094,217)	772,000
General Administration	477,314	480,440	552,717	628,759	61,241	690,000
School Administration	1,211,504	1,227,220	1,206,942	1,293,560	(25,060)	1,268,500
Business Services	267,308	291,629	390,976	371,030	470	371,500
Maintenance & Operations	2,272,468	2,359,636	2,500,616	2,376,507	115,493	2,492,000
Transportation Services	590,090	611,415	560,396	716,363	(19,363)	697,000
Central Services	40,020	11,606	420,195	0	0	0
Other Services	388,399	424,670	423,460	378,293	(12,293)	366,000
Total Expenditures	16,829,295	18,301,570	20,254,611	22,376,849	(1,689,849)	20,687,000
Other Financing Uses						
Transfers Out			20,000		0	
Total Other Financing Uses	0	0	20,000	0	0	0
Fund Balances						
Restricted - TABOR				1,919,880	(948,062)	971,818
Unassigned Contingency					1,824,058	1,824,058
Total Fund Balance	0	0	0	1,919,880	875,996	2,795,876
Total Expenditures & Fund Balance	16,829,295	18,301,570	20,274,611	24,296,729	(813,853)	23,482,876
Fund Balance, End of Year	2,408,228	2,727,440	3,421,092	0	0	0
Total Appropriation				\$24,296,729		\$23,482,876

Valley RE-1 School District

Proposed Budget

General Fund Revenue

FY 21/22

	Actuals FY 17-18	Actuals FY 18-19	Actuals FY 19-20	Mid-Year FY 20-21	Change	Proposed FY 21/22
Local Revenues						
Property Taxes	5,871,053	5,995,348	6,166,052	5,754,874	520,946	6,275,820
Propert Taxes - MLO	N/A	N/A	N/A	500,000	0	500,000
Specific Ownership Taxes (SFA)	846,875	868,412	926,121	954,956	(366,329)	588,627
Specific Ownership Taxes	0	0	0	0	333,373	333,373
Delinquent Taxes & Interest	12,930	16,331	11,642	15,000	0	15,000
Tuition	8,130	5,760	165	12,000	(2,000)	10,000
Transportation Fees	37,037	29,437	14,407	0	0	0
Earnings on Investments	1,834	37,764	35,959	5,073	(73)	5,000
Pupil Activity Fees	45,646	46,905	36,157	15,000	25,000	40,000
Community Services Fees	25,288	28,620	5,225	58,100	(8,100)	50,000
Other Local Revenues	154,534	125,414	142,572	235,000	(35,000)	200,000
Total Local Revenues	7,003,327	7,153,991	7,338,300	7,550,003	467,817	8,017,820
Intermediate Revenue						
Mineral Lease	2,215	1,926	5,207	2,466	34	2,500
Other Intermediate Revenue	0	30,246	0	0	0	0
Total Intermediate Revenue	2,215	32,172	5,207	2,466	34	2,500
State Revenue						
State Equalization	9,805,795	10,677,867	11,583,097	9,989,004	1,504,600	11,493,604
Small & Large Rural	371,426	356,398	228,346	0	373,081	373,081
Career & Technical Education	107,817	66,000	163,800	100,000	0	100,000
Education of the Handicapped	653,991	629,108	733,269	717,127	2,873	720,000
Transportation	148,183	145,913	137,068	128,241	21,759	150,000
English Language Proficiency	21,904	23,464	31,169	25,609	(609)	25,000
ELPA HB 14-1298	30,115	31,693	26,545	28,684	1,316	30,000
Colorado Pilot Preschool	0	0	1,891	0	0	0
Small Attendance Center	188,082	183,689	206,488	200,000	0	200,000
Gifted & Talented	38,058	39,383	30,961	39,109	891	40,000
Gifted Ed - Universal Screening	19,468	15,860	18,407	17,825	175	18,000
At-Risk Funding	14,083	15,210	14,241	14,000	0	14,000
Career Development Program	0	0	7,000	0	0	0
School to Work Alliance Program	0	0	45,507	45,000	(6,000)	39,000
On-Behalf Payment	0	288,364	285,999	0	0	0
Audit Adjustments	0	0	0	0	0	0
Other State Revenue	0	0	66,124	0	0	0
Total State Revenues	11,398,922	12,472,949	13,579,912	11,304,599	1,898,086	13,202,685
Federal Revenue						
Other Federal Revenue	0	0	1,434	950,000	(950,000)	0
CARES Relief Funds	0	0	15,325	1,222,827	(1,222,827)	0
ESSER Relief Funds	0	0		341,963	(341,963)	0
Total Federal Revenues	0	0	16,759	2,514,790	(2,514,790)	0
Allocations						
Insurance Reserve	(490,000)	(150,000)	(416,000)	(404,106)	(20,894)	(425,000)
Capital Reserve		(880,000)	467,295		(100,000)	(100,000)
Designated Purpose Grant		0		0	0	0
Other		0		0	0	0
Total Allocation	(490,000)	(1,030,000)	51,295	(404,106)	(120,894)	(525,000)
Total Revenues & Resources	\$ 17,914,464	\$ 18,629,112	\$ 20,991,473	\$ 20,967,752	\$ (269,747)	\$ 20,698,005

Valley RE-1 School District

Proposed Budget

General Fund Expenditures

FY 21/22

	Actuals FY 17-18	Actuals FY 18-19	Actuals FY 19-20	Mid-Year FY 20-21	Change	Proposed FY 21/22
Instruction (11)						
Salaries	5,096,053	5,257,763	7,676,359	6,177,800	122,200	6,300,000
Employee Benefits	1,827,958	2,058,733	3,079,360	2,256,064	143,936	2,400,000
Professional Services	1,054	2,975	0	5,378	(378)	5,000
Property Services	4,446	2,750	0	1,110	1,890	3,000
Other Services	242,424	325,734	584,943	178,114	121,886	300,000
Supplies & Materials	259,306	534,951	795,636	467,582	32,418	500,000
Equipment	14,386	32,372	1,725	241,724	8,276	250,000
Other Objects	4,402	5,409	72,947	3,770	1,230	5,000
Other Uses	0			0	0	0
Total Instruction	7,450,029	8,220,687	12,210,970	9,331,542	431,458	9,763,000
Special Education (12)						
Salaries	1,107,085	1,267,062	Included	1,434,845	35,155	1,470,000
Employee Benefits	373,198	424,152	Above	555,708	44,292	600,000
Professional Services	7,980	10,966		300	700	1,000
Property Services	4,132	3,887		4,200	800	5,000
Other Services	24,615	71,600		14,000	6,000	20,000
Supplies & Materials	9,873	8,168		12,305	(305)	12,000
Equipment	0	0		3,150	(150)	3,000
Other Objects	934	858		0	0	0
Other Uses	0	0		0	0	0
Total Special Education	1,527,817	1,786,693	0	2,024,508	86,492	2,111,000
Career & Technical Education (13)						
Salaries	395,603	281,793	Included	254,000	16,000	270,000
Employee Benefits	142,697	103,668	Above	108,045	11,955	120,000
Professional Services	0	780		8,550	1,450	10,000
Property Services	792	2,384		1,000	2,000	3,000
Other Services	175,505	180,957		65,300	(300)	65,000
Supplies & Materials	26,274	22,527		48,229	1,771	50,000
Equipment	0	72,664		0	0	0
Other Objects	1,798	4,004		0	0	0
Other Uses	2	0		0	0	0
Total Career & Technical Education	742,671	668,777	0	485,124	32,876	518,000
Cocurricular Education (14)						
Salaries	194,366	212,549	Included	215,000	10,000	225,000
Employee Benefits	57,960	63,748	Above	70,000	5,000	75,000
Professional Services	484	516		500	0	500
Property Services	0	0		0	0	0
Other Services	39,506	34,865		6,040	33,960	40,000
Supplies & Materials	4,967	68,992		34,474	5,526	40,000
Equipment	0	129		0	0	0
Other Objects	81,344	85,631		65,039	(39)	65,000
Other Uses	0	0		0	0	0
Total Cocurricular Education	378,627	466,430	0	391,053	54,447	445,500
Student Support Svcs (21)					0	
Salaries	656,558	738,085	748,914	741,100	(71,100)	670,000
Employee Benefits	234,663	296,729	316,769	305,653	4,347	310,000
Professional Services	83,564	44,803	74,719	127,070	(2,070)	125,000
Property Services	919	1,030	0	7,020	(20)	7,000
Other Services	10,604	9,989	0	27,480	2,520	30,000
Supplies & Materials	9,879	9,164	15,215	55,114	(5,114)	50,000

Valley RE-1 School District

Proposed Budget

General Fund Expenditures

FY 21/22

	Actuals FY 17-18	Actuals FY 18-19	Actuals FY 19-20	Mid-Year FY 20-21	Change	Proposed FY 21/22
Equipment	0	0	3,024	50	(50)	0
Other Objects	265	195	50	250,406	(249,906)	500
Other Uses	0	0	22,772	0	0	0
Total Student Support Svcs	996,452	1,099,995	1,181,463	1,513,893	(321,393)	1,192,500
Staff Support Svcs (22)						
Salaries	314,986	351,156	435,269	413,870	16,130	430,000
Employee Benefits	94,830	125,369	174,097	147,795	12,205	160,000
Professional Services	44,764	50,587	67,216	11,726	38,274	50,000
Property Services	468	229	0	1,030	(30)	1,000
Other Services	12,454	20,671	0	19,050	950	20,000
Supplies & Materials	18,122	92,696	128,520	2,011,576	(1,911,576)	100,000
Equipment	0	11,501	852	9,894	106	10,000
Other Objects	972	163	922	251,276	(250,276)	1,000
Other Uses	0	0	0	0	0	0
Total Staff Support Svcs	486,596	652,372	806,876	2,866,217	(2,094,217)	772,000
General Administration (23)						
Salaries	277,480	269,067	290,608	304,000	36,000	340,000
Employee Benefits	81,736	88,415	87,887	101,663	13,337	115,000
Professional Services	56,466	51,727	145,336	88,496	11,504	100,000
Property Services	395	395	0	0	0	0
Other Services	39,724	45,870	0	51,600	400	52,000
Supplies & Materials	7,378	9,158	7,912	35,000	0	35,000
Equipment	0	0	2,458	10,000	0	10,000
Other Objects	14,135	15,808	18,516	38,000	0	38,000
Other Uses	0	0	0	0	0	0
Total General Administration	477,314	480,440	552,717	628,759	61,241	690,000
School Administration (24)						
Salaries	815,153	830,865	816,722	810,150	(5,150)	805,000
Employee Benefits	295,973	297,211	302,766	304,323	15,677	320,000
Professional Services	414	5,015	40,314	267	233	500
Property Services	8,825	1,246	0	9,023	977	10,000
Other Services	39,289	39,341	0	94,675	(44,675)	50,000
Supplies & Materials	47,982	46,912	44,499	39,202	798	40,000
Equipment	1,982	3,720	310	33,369	6,631	40,000
Other Objects	1,886	2,910	2,331	2,551	449	3,000
Other Uses	0	0	0	0	0	0
Total School Administration	1,211,504	1,227,220	1,206,942	1,293,560	(25,060)	1,268,500
Business Services (25)						
Salaries	170,175	188,220	210,985	200,000	10,000	210,000
Employee Benefits	60,960	80,255	83,650	88,629	6,371	95,000
Professional Services	20,689	7,414	6,523	2,851	47,149	50,000
Property Services	395	395	0	400	100	500
Other Services	2,743	2,359	0	1,650	1,350	3,000
Supplies & Materials	9,982	9,779	87,016	75,000	(65,000)	10,000
Equipment	661	0	2,245	1,500	500	2,000
Other Objects	1,703	3,207	557	1,000	0	1,000
Other Uses	0	0	0	0	0	0
Total Business Services	267,308	291,629	390,976	371,030	470	371,500
Maintenance & Operations (26)						
Salaries	786,522	821,053	932,233	853,000	27,000	880,000
Employee Benefits	317,978	360,891	390,693	377,057	32,943	410,000

Valley RE-1 School District

Proposed Budget

General Fund Expenditures

FY 21/22

	Actuals FY 17-18	Actuals FY 18-19	Actuals FY 19-20	Mid-Year FY 20-21	Change	Proposed FY 21/22
Professional Services	1,162	3,465	0	1,300	700	2,000
Property Services	276,935	283,467	326,361	312,350	37,650	350,000
Other Services	10,115	8,960	0	9,300	700	10,000
Supplies & Materials	808,789	870,923	817,397	786,235	13,765	800,000
Equipment	70,967	10,877	33,932	37,265	2,735	40,000
Other Objects	0	0	0	0	0	0
Other Uses	0	0	0	0	0	0
Total Maintenance & Operations	2,272,468	2,359,636	2,500,616	2,376,507	115,493	2,492,000
Student Transportation (27)						
Salaries	310,326	297,408	303,710	291,800	8,200	300,000
Employee Benefits	114,176	115,653	119,298	117,653	7,347	125,000
Professional Services	3,443	1,675	0	1,500	500	2,000
Property Services	67,987	93,918	106,825	90,000	0	90,000
Other Services	61,256	55,892	0	44,760	5,240	50,000
Supplies & Materials	120,997	141,236	102,168	100,650	49,350	150,000
Equipment	0	0	0	100,000	(50,000)	50,000
Other Objects	(88,095)	(94,367)	(71,605)	(30,000)	(40,000)	(70,000)
Other Uses	0	0	0	0	0	0
Total Student Transportation	590,090	611,415	560,396	716,363	(19,363)	697,000
Central Services (28)						
Salaries	0	0	0	0	0	0
Employee Benefits	0	0	0	0	0	0
Professional Services	0	0	0	0	0	0
Property Services	0	0	0	0	0	0
Other Services	40,020	11,606	420,195	0	0	0
Supplies & Materials	0	0	0	0	0	0
Equipment	0	0	0	0	0	0
Other Objects	0	0	0	0	0	0
Other Uses	0	0	0	0	0	0
Total Central Services	40,020	11,606	420,195	0	0	0
Community Services (33)						
Salaries	(9,506)	22,511	27,098	7,000	(7,000)	0
Employee Benefits	(18,092)	12,143	13,759	5,158	(5,158)	0
Professional Services	40	49	0	0	0	0
Property Services	0	0	0	95	(95)	0
Other Services	2,758	1,094	1,507	1,850	150	2,000
Supplies & Materials	1,434	2,203	608	50	(50)	0
Equipment	0	0	0	0	0	0
Other Objects	6	0	(2,927)	0	0	0
Other Uses	0	0	0	0	0	0
Total Community Services	(23,360)	38,000	40,045	14,153	(12,153)	2,000
Property Services (4x)						
Salaries	0	0	0	0	0	0
Employee Benefits	0	0	0	0	0	0
Professional Services	0	0	0	0	0	0
Property Services	0	0	0	0	0	0
Other Services	0	0	0	0	0	0
Supplies & Materials	0	0	0	0	0	0
Equipment	46,997	20,497	20,000	0	0	0
Other Objects	0	0	0	0	0	0
Other Uses	0	0	0	0	0	0

Valley RE-1 School District

Proposed Budget

General Fund Expenditures

FY 21/22

	Actuals FY 17-18	Actuals FY 18-19	Actuals FY 19-20	Mid-Year FY 20-21	Change	Proposed FY 21/22
Total Property Services	46,997	20,497	20,000	0	0	0
Other Expenditures (5x)						
Salaries	0	0	0	0	0	0
Employee Benefits	0	0	0	0	0	0
Professional Services	1,500	4,310	9	4,000	0	4,000
Property Services	0	0	0	0	0	0
Other Services	0	0	0	0	0	0
Supplies & Materials	0	0	0	0	0	0
Equipment	0	0	0	0	0	0
Other Objects	153,262	146,863	148,406	140,363	(5,363)	135,000
Other Uses	210,000	215,000	215,000	219,778	5,222	225,000
Total Other Expenditures	364,762	366,173	363,415	364,141	(141)	364,000
Total Expenditures	16,829,295	18,301,570	20,254,611	22,376,850	(1,689,850)	20,687,000
Appropriated Reserves						
District Emergency Reserve					0	
Other					0	
Total Allocation	0	0	0	0	0	0
Total Revenues & Resources	\$ 16,829,295	\$ 18,301,570	\$ 20,254,611	\$ 22,376,850	\$ (1,689,850)	\$ 20,687,000

Valley RE-1 School District

Proposed Budget

Insurance Reserve Fund

FY 21/22

	Actuals FY 17-18	Actuals FY 18-19	Actuals FY 19-20	Mid-Year FY 20-21	Change	Proposed FY 21/22
Beginning Fund Balance						
Unassigned Fund Balance	33,814	(18,212)	74	40,894	(894)	40,000
Other Fund Balance						
Total Beginning Fund Balance	33,814	(18,212)	74	40,894	(894)	40,000
Revenues						
Local Revenue	598,455	20,589	11,021	0	0	0
State Revenue	0	0	0	0	0	0
Federal Revenue	0	0	0	0	0	0
Other Revenues	0	0	0	0	0	0
Allocations	490,000	150,000	416,000	404,106	20,894	425,000
Total Revenues	1,088,455	170,589	427,021	404,106	20,894	425,000
Total Resources Available	1,122,269	152,377	427,095	445,000	20,000	465,000
Expenditures						
Salaries	0	0	0	0	0	0
Employee Benefits	0	0	0	0	0	0
Professional Services	0	0	0	0	0	0
Property Services	2,868	7,839	0	5,000	0	5,000
Other Services	311,058	139,566	386,201	420,000	0	420,000
Supplies & Materials	4,128	4,898	0	10,000	0	10,000
Equipment	822,427	0	0	10,000	0	10,000
Other Objects	0	0	0	0	0	0
Other Uses	0	0	0	0	0	0
Total Expenditures	1,140,481	152,303	386,201	445,000	0	445,000
Fund Balances						
Restricted	0	0	0	0	0	0
Unassigned Contingency	0	0	0	0	20,000	20,000
Total Fund Balance	0	0	0	0	20,000	20,000
Total Expenditures & Fund Balance	1,140,481	152,303	386,201	445,000	20,000	465,000
Fund Balance, End of Year	\$ (18,212)	\$ 74	\$ 40,894	\$ -	0	\$ -
Total Appropriation				\$ 445,000.00		\$ 465,000.00

Valley RE-1 School District

Proposed Budget

Food Service Fund

FY 21/22

	Actuals FY 17-18	Actuals FY 18-19	Actuals FY 19-20	Mid-Year FY 20-21	Change	Proposed FY 21/22
Beginning Fund Balance						
Unassigned Fund Balance	267,181	280,507	256,255	192,585	(142,585)	50,000
Other Fund Balance						
Total Beginning Fund Balance	267,181	280,507	256,255	192,585	(142,585)	50,000
Revenues						
Local Revenue	185,148	145,369	126,231	63,750	(13,750)	50,000
State Revenue	15,354	20,142	22,426	10,000	0	10,000
Federal Revenue	535,132	553,695	649,636	720,000	50,000	770,000
Other Revenue	8,330	0	0	0	0	0
Total Revenues	743,964	719,206	798,293	793,750	36,250	830,000
Total Resources Available	1,011,145	999,713	1,054,548	986,335	(106,335)	880,000
Expenditures						
Salaries	234,050	253,319	311,695	311,400	8,600	320,000
Employee Benefits	90,037	87,128	96,959	101,352	8,648	110,000
Professional Services	3,158	2,527	12,263	2,050	2,950	5,000
Property Services	5,421	4,490	16,993	3,066	1,934	5,000
Other Services	4,956	10,670	0	956	44	1,000
Supplies & Materials	393,016	385,324	424,053	516,450	(132,450)	384,000
Equipment	0	0	0	4,000	1,000	5,000
Other Objects	0	0	0	0	0	0
Other Uses	0	0	0	47,061	2,939	50,000
Total Expenditures	730,638	743,458	861,963	986,335	(106,335)	880,000
Fund Balances						
Restricted						
Unassigned Contingency						
Total Fund Balance	0	0	0	0	0	0
Total Expenditures & Fund Balance	730,638	743,458	861,963	986,335	(106,335)	880,000
Fund Balance, End of Year	\$ 280,507	\$ 256,255	\$ 192,585	\$ -	\$ -	\$ -
Total Appropriation				\$986,335		\$880,000

Valley RE-1 School District
Proposed Budget
Designated Purpose Grants Fund
FY 21/22

	Actuals FY 17-18	Actuals FY 18-19	Actuals FY 19-20	Mid-Year FY 20-21	Change	Proposed FY 21/22
Beginning Fund Balance						
Unassigned Fund Balance						
Other Fund Balance						
Total Beginning Fund Balance	0	0	0	0	0	0
Revenues						
Local Revenue	120,000	0	0	0	0	0
State Revenue	129,460	202,587	124,140	116,710	3,290	120,000
Logan Cty ARPA Grant	0	0	0	0	100,000	100,000
Federal Revenue	538,505	542,347	471,022	1,377,000	(877,000)	500,000
Title VIb (Special Education)	535,132	619,169	622,414	0	650,000	650,000
ESSER I				0	182,785	182,785
ESSER II				0	1,488,049	1,488,049
ESSER III				0	1,000,000	1,000,000
Other Revenue	0	0	0	0	0	0
Total Revenues	1,323,097	1,364,103	1,217,576	1,493,710	2,547,124	4,040,834
Total Resources Available	1,323,097	1,364,103	1,217,576	1,493,710	2,547,124	4,040,834
Expenditures						
Salaries	686,249	750,843	716,667	728,335	51,665	780,000
Employee Benefits	240,906	263,630	269,682	309,507	30,493	340,000
Professional Services	55,428	138,529	136,715	72,205	2,795	75,000
Property Services	830	0	13,652	0	0	0
Other Services	164,292	127,181	0	162,218	2,782	165,000
Supplies & Materials	54,403	67,765	79,587	140,570	9,430	150,000
Equipment	120,000	14,173	0	48,000	2,000	50,000
Other Objects	989	1,982	1,273	32,875	2,125	35,000
Other Uses	0	0	0	0	2,445,834	2,445,834
Total Expenditures	1,323,097	1,364,103	1,217,576	1,493,710	2,547,124	4,040,834
Fund Balances						
Restricted						
Unassigned Contingency						
Total Fund Balance	0	0	0	0	0	0
Total Expenditures & Fund Balance	1,323,097	1,364,103	1,217,576	1,493,710	2,547,124	4,040,834
Fund Balance, End of Year	\$ -	\$ -	\$ -	\$ -	\$ -	\$ -

Total Appropriation

\$1,493,710

\$4,040,834

Valley RE-1 School District

Proposed Budget

Capital Reserve Fund

FY 21/22

	Actuals FY 17-18	Actuals FY 18-19	Actuals FY 19-20	Mid-Year FY 20-21	Change	Proposed FY 21/22
Beginning Fund Balance						
Unassigned Fund Balance	238,440	155,998	4,943	14,535	465	15,000
Other Fund Balance						
Total Beginning Fund Balance	238,440	155,998	4,943	14,535	465	15,000
Revenues						
Local Revenue	0	0	0	0	0	0
State Revenue	201,841	411,170	467,295	90,414	9,586	100,000
Federal Revenue	0	0	0	0	0	0
General Fund Allocation	0	880,000	20,000	0	100,000	100,000
Total Revenues	201,841	1,291,170	487,295	90,414	109,586	200,000
Total Resources Available	440,281	1,447,168	492,238	104,949	110,051	215,000
Expenditures						
Salaries	0	0	0	0	0	0
Employee Benefits	0	0	0	0	0	0
Professional Services	0	83	0	0	0	0
Property Services	0	0	0	90,414	9,586	100,000
Other Services	0	0	0	0	0	0
Supplies & Materials	0	0	0	0	0	0
Equipment	284,283	1,442,142	477,703	0	100,000	100,000
Other Objects	0	0	0	14,535	465	15,000
Other Uses	0	0	0	0	0	0
Total Expenditures	284,283	1,442,225	477,703	104,949	110,051	215,000
Fund Balances						
Restricted						
Unassigned Contingency						
Total Fund Balance	0	0	0	0	0	0
Total Expenditures & Fund Balance	284,283	1,442,225	477,703	104,949	110,051	215,000
Fund Balance, End of Year	\$ 155,998	\$ 4,943	\$ 14,535	\$ -	\$ -	\$ -
Total Appropriation				\$ 104,949		\$ 215,000

Valley RE-1 School District

Proposed Budget

Student Activity Fund

FY 21/22

	Actuals FY 17-18	Actuals FY 18-19	Actuals FY 19-20	Mid-Year FY 20-21	Change	Proposed FY 21/22
Beginning Fund Balance						
Unassigned Fund Balance	604,359	622,095	788,252	741,982	8,018	750,000
Other Fund Balance						
Total Beginning Fund Balance	604,359	622,095	788,252	741,982	8,018	750,000
Revenues						
Local Revenue	958,213	869,867	724,843	1,500,000	0	1,500,000
State Revenue	0	0	0	0	0	0
Federal Revenue	0	0	0	0	0	0
Other Revenue	0	0	0	0	0	0
Total Revenues	958,213	869,867	724,843	1,500,000	0	1,500,000
Total Resources Available	1,562,572	1,491,962	1,513,095	2,241,982	8,018	2,250,000
Expenditures						
Salaries	0	0	0	0	0	
Employee Benefits	0	0	0	0	0	
Professional Services	0	0	188,195	100,000	100,000	200,000
Property Services	0	0	161,364	50,000	50,000	100,000
Other Services	0	0	0	100,000	(50,000)	50,000
Supplies & Materials	3,578	1,151	315,292	1,000,000	(50,000)	950,000
Equipment	0	0	0	300,000	0	300,000
Other Objects	936,899	702,559	106,262	150,000	0	150,000
Other Uses	0	0	0	541,982	(41,982)	500,000
Total Expenditures	940,477	703,710	771,113	2,241,982	8,018	2,250,000
Fund Balances						
Restricted						
Unassigned Contingency						
Total Fund Balance	0	0	0	0	0	0
Total Expenditures & Fund Balance	940,477	703,710	771,113	2,241,982	8,018	2,250,000
Fund Balance, End of Year	\$ 622,095	\$ 788,252	\$ 741,982	\$ -	\$ -	\$ -
Total Appropriation				\$2,241,982		\$2,250,000

Valley RE-1 School District

Proposed Budget

Campbell Library Fund

FY 21/22

	Actuals FY 17-18	Actuals FY 18-19	Actuals FY 19-20	Mid-Year FY 20-21	Change	Proposed FY 21/22
Beginning Fund Balance						
Unassigned Fund Balance	45,363	42,127	39,369	37,254	2,746	40,000
Other Fund Balance						
Total Beginning Fund Balance	45,363	42,127	39,369	37,254	2,746	40,000
Revenues						
Local Revenue	0	0	0	0	0	
State Revenue	0	0	0	0	0	0
Federal Revenue	0	0	0	0	0	0
Other Revenue	0	0	0	0	0	0
Total Revenues	0	0	0	0	0	0
Total Resources Available	45,363	42,127	39,369	37,254	2,746	40,000
Expenditures						
Salaries	0	0	0	0	0	0
Employee Benefits	0	0	0	0	0	0
Professional Services	0	0	0	0	0	0
Property Services	0	0	0	0	0	0
Other Services	0	0	0	0	0	0
Supplies & Materials	3,236	2,758	2,115	5,000	0	5,000
Equipment	0	0	0	0	0	0
Other Objects	0	0	0	0	0	0
Other Uses	0	0	0	32,254	2,746	35,000
Total Expenditures	3,236	2,758	2,115	37,254	2,746	40,000
Fund Balances						
Restricted						
Unassigned Contingency						
Total Fund Balance	0	0	0	0	0	0
Total Expenditures & Fund Balance	3,236	2,758	2,115	37,254	2,746	40,000
Fund Balance, End of Year	\$ 42,127	\$ 39,369	\$ 37,254	\$ -	\$ -	\$ -
Total Appropriation				\$ 37,254		\$ 40,000

Valley RE-1 School District

Proposed Budget

Walsh Fund

FY 21/22

	Actuals FY 17-18	Actuals FY 18-19	Actuals FY 19-20	Mid-Year FY 20-21	Change	Proposed FY 21/22
Beginning Fund Balance						
Unassigned Fund Balance	99,495	94,948	96,986	86,092	(1,092)	85,000
Other Fund Balance						
Total Beginning Fund Balance	99,495	94,948	96,986	86,092	(1,092)	85,000
Revenues						
Local Revenue	1,107	2,038	0	0	0	0
State Revenue	0	0	0	0	0	0
Federal Revenue	0	0	0	0	0	0
Other Revenue	0	0	0	0	0	0
Total Revenues	1,107	2,038	0	0	0	0
Total Resources Available	100,602	96,986	96,986	86,092	(1,092)	85,000
Expenditures						
Salaries	0	0	0	0	0	0
Employee Benefits	0	0	0	0	0	0
Professional Services	0	0	0	0	0	0
Property Services	0	0	0	0	0	0
Other Services	231	0	0	0	0	0
Supplies & Materials	5,423	0	10,894	5,000	5,000	10,000
Equipment	0	0	0	0	0	0
Other Objects	0	0	0	81,092	(6,092)	75,000
Other Uses	0	0	0	0	0	0
Total Expenditures	5,654	0	10,894	86,092	(1,092)	85,000
Fund Balances						
Restricted						
Unassigned Contingency						
Total Fund Balance	0	0	0	0	0	0
Total Expenditures & Fund Balance	5,654	0	10,894	86,092	(1,092)	85,000
Fund Balance, End of Year	\$ 94,948	\$ 96,986	\$ 86,092	\$ -	\$ -	\$ -
Total Appropriation				\$ 86,092		\$ 85,000

Valley RE-1 School District

Proposed Budget

After Day School Fund

FY 21/22

	Actuals FY 17-18	Actuals FY 18-19	Actuals FY 19-20	Mid-Year FY 20-21	Change	Proposed FY 21/22
Beginning Fund Balance						
Unassigned Fund Balance	25,698	12,280	10,724			
Other Fund Balance						
Total Beginning Fund Balance	25,698	12,280	10,724	0	0	0
Revenues						
Local Revenue	75,231	70,430	41,520			
State Revenue	0	0	0			
Federal Revenue	0	0	0			
Other Revenue	0	0	0			
Total Revenues	75,231	70,430	41,520	0	0	0
Total Resources Available	100,929	82,710	52,244	0	0	0
Expenditures						
Salaries	57,441	53,021	39,547			
Employee Benefits	20,898	12,179	8,641			
Professional Services	640	694	1,862			
Property Services	458	169	0			
Other Services	2,177	2,020	0			
Supplies & Materials	5,256	2,382	1,599			
Equipment	0	0	0			
Other Objects	1,779	1,521	595			
Other Uses	0	0	0			
Total Expenditures	88,649	71,986	52,244	0	0	0
Fund Balances						
Restricted						
Unassigned Contingency						
Total Fund Balance	0	0	0	0	0	0
Total Expenditures & Fund Balance	88,649	71,986	52,244	0	0	0
Fund Balance, End of Year	\$ 12,280	\$ 10,724	\$ -	\$ -	\$ -	\$ -
Total Appropriation				-		-

Valley RE-1 School District

Proposed Budget

Bond Redemption Fund

FY 21/22

	Actuals FY 17-18	Actuals FY 18-19	Actuals FY 19-20	Mid-Year FY 20-21	Change	Proposed FY 21/22
Beginning Fund Balance						
Unassigned Fund Balance	2,676,794	3,045,962	3,449,858	3,828,482	(128,482)	3,700,000
Other Fund Balance						
Total Beginning Fund Balance	2,676,794	3,045,962	3,449,858	3,828,482	(128,482)	3,700,000
Revenues						
Local Revenue	1,892,668	1,928,096	1,897,599	2,000,000	0	2,000,000
State Revenue	0	0	0	0	0	0
Federal Revenue	0	0	0	0	0	0
Other Revenue	0	0	0	0	0	0
Total Revenues	1,892,668	1,928,096	1,897,599	2,000,000	0	2,000,000
Total Resources Available	4,569,462	4,974,058	5,347,457	5,828,482	(128,482)	5,700,000
Expenditures						
Salaries	0	0	0	0	0	0
Employee Benefits	0	0	0	0	0	0
Professional Services	750	100	0	5,000	0	5,000
Property Services	0	0	0	0	0	0
Other Services	0	0	0	0	0	0
Supplies & Materials	0	0	0	0	0	0
Equipment	0	0	0	4,296,632	(4,296,632)	0
Other Objects	567,750	529,100	488,975	446,850	(43,800)	403,050
Other Uses	955,000	995,000	1,030,000	1,080,000	40,000	1,120,000
Total Expenditures	1,523,500	1,524,200	1,518,975	5,828,482	(4,300,432)	1,528,050
Fund Balances						
Restricted						4,171,950
Unassigned Contingency						
Total Fund Balance	0	0	0	0	0	4,171,950
Total Expenditures & Fund Balance	1,523,500	1,524,200	1,518,975	5,828,482	(4,300,432)	5,700,000
Fund Balance, End of Year	\$ 3,045,962	\$ 3,449,858	\$ 3,828,482	\$ -	\$ 4,171,950	\$ -
Total Appropriation				\$ 5,828,482		\$ 5,700,000

Valley RE-1 School District**Proposed Budget****Melendy Scholarship Fund****FY 21/22**

	Actuals FY 17-18	Actuals FY 18-19	Actuals FY 19-20	Mid-Year FY 20-21	Change	Proposed FY 21/22
Beginning Fund Balance						
Unassigned Fund Balance	11,028	10,428	10,428	10,428	(428)	10,000
Other Fund Balance						
Total Beginning Fund Balance	11,028	10,428	10,428	10,428	(428)	10,000
Revenues						
Local Revenue	0	0	0	100,000	(50,000)	50,000
State Revenue	0	0	0	0	0	
Federal Revenue	0	0	0	0	0	
Other Revenue	0	0	0	0	0	
Total Revenues	0	0	0	100,000	(50,000)	50,000
Total Resources Available	11,028	10,428	10,428	110,428	(50,428)	60,000
Expenditures						
Salaries	0	0	0	0	0	0
Employee Benefits	0	0	0	0	0	0
Professional Services	0	0	0	0	0	0
Property Services	0	0	0	0	0	0
Other Services	0	0	0	0	0	0
Supplies & Materials	0	0	0	0	0	0
Equipment	0	0	0	0	0	0
Other Objects	600	0	0	600	0	600
Other Uses	0	0	0	109,828	(50,428)	59,400
Total Expenditures	600	0	0	110,428	(50,428)	60,000
Fund Balances						
Restricted						
Unassigned Contingency						
Total Fund Balance	0	0	0	0	0	0
Total Expenditures & Fund Balance	600	0	0	110,428	(50,428)	60,000
Fund Balance, End of Year	\$ 10,428	\$ 10,428	\$ 10,428	\$ -	\$ -	\$ -
Total Appropriation				\$ 110,428		\$ 60,000

Valley RE-1 School District

Proposed Budget

Supplemental Information

FY 21/22

Supplemental Information



Valley RE-1 School District

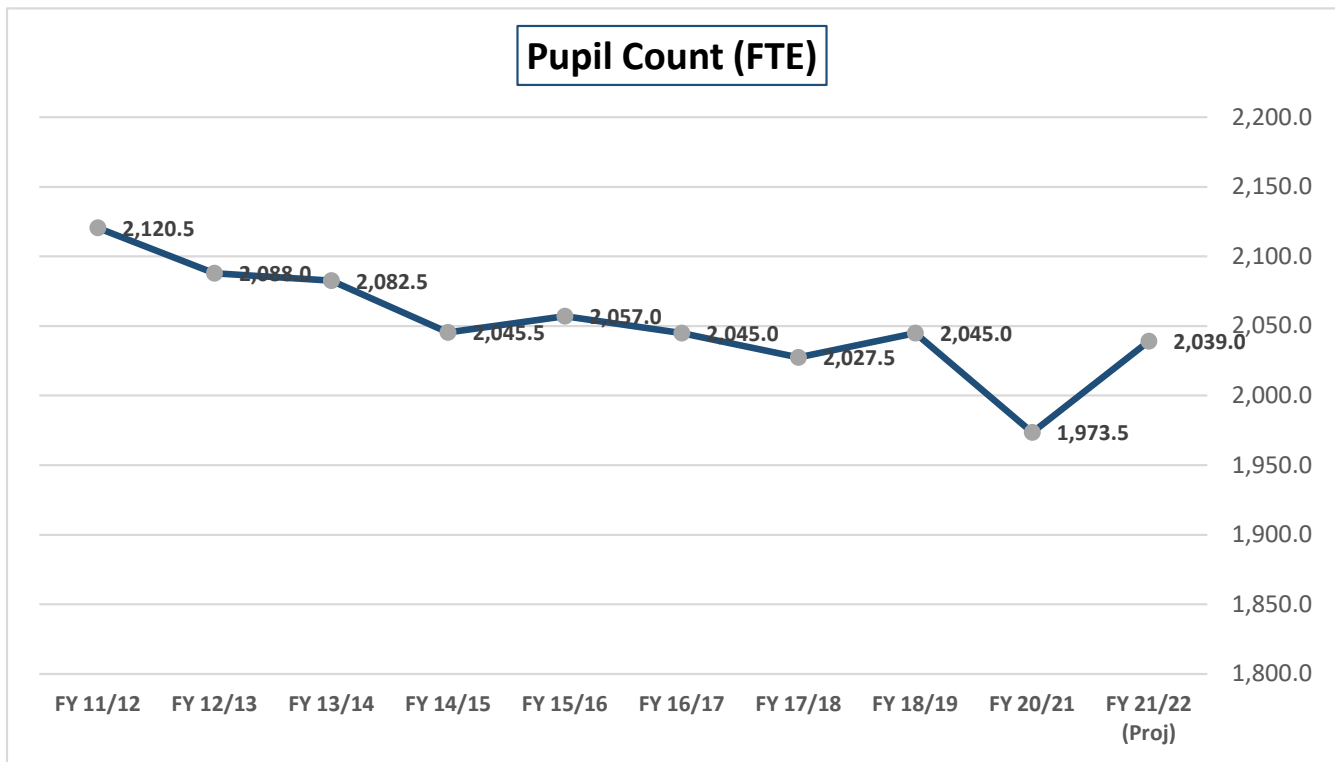
Proposed Budget

Pupil Count History

FY 21/22

Fiscal Year	Pupil Count (FTE)	Pupil Count Chg	Funded Pupil Count
FY 21/22 (Proj)	2,039.0	65.5	2,115.4
FY 20/21	1,973.5	(106.5)	2,188.5
FY 19/20	2,080.0	35.0	2,120.6
FY 18/19	2,045.0	17.5	2,045.0
FY 17/18	2,027.5	(17.5)	2,051.5
FY 16/17	2,045.0	(12.0)	2,063.6
FY 15/16	2,057.0	11.5	2,153.0
FY 14/15	2,045.5	(37.0)	2,109.5
FY 13/14	2,082.5	(5.5)	2,226.4
FY 12/13	2,088.0	(32.5)	2,257.7
FY 11/12	2,120.5	N/A	2,300.6

* From CDE Funding Worksheets



Valley RE-1 School District

Proposed Budget

Staffing

FY 21/22

FY 20/21 Enrollment	419.0	416.0	256.0	425.0	447.0			1,963.0
FTE	Ayers Elem	Campbell Elem	Caliche	Sterling Middle	Sterling High	Hagen Early Childhood	Admin	Totals
Administrators								
Principal	1.0	1.0	1.5	1.0	1.0			5.5
Assistant Principal					1.0			1.0
Central Admin							14.1	14.1
Total Administrators	1.0	1.0	1.5	1.0	2.0	0.0	14.1	20.6
Certified								
Classroom Teachers	22.9	23.6	19.5	29.8	22.9			118.7
Athletic Director					1.0			1.0
Dean of Students	1.0	1.0		1.0				3.0
Counselor			0.1	0.3	0.4			0.8
Librarian					1.0			1.0
Substitute Teacher					0.7			0.7
SWAP/Transition Coach/Pathways					3.0			3.0
Early Childhood					1.0	12.0		13.0
Literacy Coach/Interventionist			0.3					0.3
Classroom Tutor/Parent Liaison			1.1					1.1
Mental Health Therapist		0.8		1.4	0.9			3.0
Special Education Teacher		1.0						1.0
Speech/Language Path	5.1	0.3	0.1					5.5
School Psychologist	0.3	0.2		0.3	0.1	0.1		1.0
Nurse	0.1	0.1	0.2	0.1	0.1	0.1		0.7
Grant Funded Interventionist			0.7					0.7
Grant Funded Teacher (Title I & Title VIB)	4.2	1.3	0.7	2.0	2.0			10.2
Positions by Funding Source	33.58	28.25	22.54	34.82	33.19	12.21	0.00	164.59
ESP # staff (FTE 1.0=8.0 hrs)								
Administrative Assistant	0.94	2.00	1.58	2.53	2.91	2.37		12.33
Building Technician	2.00	3.00	4.18	4.98	6.00	1.74	5.57	27.47
Building Sweeper	1.39	2.54	4.09	2.34	0.25	0.38		10.99
Transportation							9.25	9.25
Health Assistant	0.97	0.97	0.98	0.97	0.97			4.86
Library Clerk	0.91		0.97					1.88
Parent Liaison	0.17			0.17				0.34
Early Educator			2.12					2.12
Pre-School Aide			0.19					0.19
ParaEducator Behavior	6.72	0.91	0.97	5.73	4.56	1.81		20.70
ParaEducator Resource	6.81	7.50	5.98	4.91	0.91	2.72		28.83
ESY Paraeducator					1.03			1.03
SLP Assistant	0.50	1.38	0.19			0.70		2.77
Therapy Asst (OT/PT)	0.80	0.25				0.70		1.75
Central Admin Classified							9.03	9.03
Grant Funded Parent Liaison	0.17	0.16						0.33
Food Service Kitchen Mgr	2.25	1.75	0.94	0.94				5.88
Food Service Asst	0.94	0.94	1.19	3.06	3.50			9.63
Total ESP	24.6	21.4	23.4	25.6	20.1	10.4	23.9	149.4
Total Staff FTE	59.2	50.7	47.4	61.5	55.3	22.6	37.9	334.5

Valley RE-1 School District

Proposed Budget

Debt Amortization Schedule

FY 21/22

Pymt Date	GO Bond Series 2011			GO Bond Series 2016			COP Series 2014		
	Principal	Interest	Balance	Principal	Interest	Balance	Principal	Interest	Balance
6/15/2012		143,641.67	8,070,000.00						
12/15/2012	100,000.00	156,700.00	7,970,000.00						
6/15/2013		155,700.00	7,970,000.00						
12/15/2013	90,000.00	155,700.00	7,880,000.00						
6/15/2014		154,800.00	7,880,000.00						
12/15/2014	90,000.00	154,800.00	7,790,000.00						
6/15/2015		153,900.00	7,790,000.00					162,554.38	5,235,000.00
12/15/2015	95,000.00	153,900.00	7,695,000.00				200,000.00	81,731.25	5,035,000.00
6/15/2016		152,950.00	7,695,000.00			7,230,000.00		79,731.25	5,035,000.00
12/15/2016	95,000.00	152,950.00	7,600,000.00	90,000.00	70,334.73	7,140,000.00	205,000.00	79,731.25	4,830,000.00
6/15/2017		152,000.00	7,600,000.00		141,350.00	7,140,000.00		77,681.25	4,830,000.00
12/15/2017	940,000.00	152,000.00	6,660,000.00	15,000.00	141,350.00	7,125,000.00	210,000.00	77,681.25	4,620,000.00
6/15/2018		133,200.00	6,660,000.00		141,200.00	7,125,000.00		75,581.25	4,620,000.00
12/15/2018	975,000.00	133,200.00	5,685,000.00	20,000.00	141,200.00	7,105,000.00	215,000.00	75,581.25	4,405,000.00
6/15/2019		113,700.00	5,685,000.00		141,000.00	7,105,000.00		73,431.25	4,405,000.00
12/15/2019	1,015,000.00	113,700.00	4,670,000.00	15,000.00	141,000.00	7,090,000.00	215,000.00	73,431.25	4,190,000.00
6/15/2020		93,400.00	4,670,000.00		140,775.00	7,090,000.00		71,281.25	4,190,000.00
12/15/2020	1,060,000.00	93,400.00	3,610,000.00	20,000.00	140,775.00	7,070,000.00	220,000.00	71,281.25	3,970,000.00
6/15/2021		72,200.00	3,610,000.00		140,475.00	7,070,000.00		69,081.25	3,970,000.00
12/15/2021	1,100,000.00	72,200.00	2,510,000.00	20,000.00	140,475.00	7,050,000.00	225,000.00	69,081.25	3,745,000.00
6/15/2022		50,200.00	2,510,000.00		140,175.00	7,050,000.00		65,706.25	3,745,000.00
12/15/2022	1,145,000.00	50,200.00	1,365,000.00	15,000.00	140,175.00	7,035,000.00	235,000.00	65,706.25	3,510,000.00
6/15/2023		27,300.00	1,365,000.00		139,950.00	7,035,000.00		62,768.75	3,510,000.00
12/15/2023	1,190,000.00	27,300.00	175,000.00	20,000.00	139,950.00	7,015,000.00	240,000.00	62,768.75	3,270,000.00
6/15/2024		3,500.00	175,000.00		139,650.00	7,015,000.00		59,768.75	3,270,000.00
12/15/2024	175,000.00	3,500.00	0.00	20,000.00	139,650.00	6,995,000.00	245,000.00	59,768.75	3,025,000.00
6/15/2025			0.00		139,350.00	6,995,000.00		55,481.25	3,025,000.00
12/15/2025	4,989.60	1,150,010.40	1,155,000.00	110,000.00	139,350.00	6,885,000.00	255,000.00	55,481.25	2,770,000.00
6/15/2026	This is the defeased bond from 2007 bonds				137,700.00	6,885,000.00		50,381.25	2,770,000.00
12/15/2026				1,270,000.00	137,700.00	5,615,000.00	265,000.00	50,381.25	2,505,000.00
6/15/2027					112,300.00	5,615,000.00		45,081.25	2,505,000.00
12/15/2027				1,325,000.00	112,300.00	4,290,000.00	275,000.00	45,081.25	2,230,000.00
6/15/2028					85,800.00	4,290,000.00		39,581.25	2,230,000.00
12/15/2028				1,375,000.00	85,800.00	2,915,000.00	285,000.00	39,581.25	1,945,000.00
6/15/2029					58,300.00	2,915,000.00		34,950.00	1,945,000.00
12/15/2029				1,425,000.00	58,300.00	1,490,000.00	295,000.00	34,950.00	1,650,000.00
6/15/2030					29,800.00	1,490,000.00		30,156.25	1,650,000.00
12/15/2030				1,490,000.00	29,800.00	0.00	305,000.00	30,156.25	1,345,000.00
6/15/2031						0.00		24,818.75	1,345,000.00
12/15/2031							320,000.00	24,818.75	1,025,000.00
6/15/2032								19,218.75	1,025,000.00
12/15/2032							330,000.00	19,218.75	695,000.00
6/15/2033								13,031.25	695,000.00
12/15/2033							340,000.00	13,031.25	355,000.00
6/15/2034								6,656.25	355,000.00
12/15/2034							355,000.00	6,656.25	0.00
6/15/2035									