

# Welcome to Infinite Campus!

Infinite Campus is a web-based software used by Buena Vista School District R-31 for school registration, grades and attendance. Once you activate your account, you will be able to see updated information on your student including current grades, attendance, lunch account purchases/balance, and so much more! The school announcements and upcoming events is posted on the home page to keep parent's in the loop!

Below is the Infinite Campus link for Buena Vista School District. You may want to bookmark it in your browser so you can get back to it easily.

## ACTIVATING YOUR PARENT ACCOUNT:

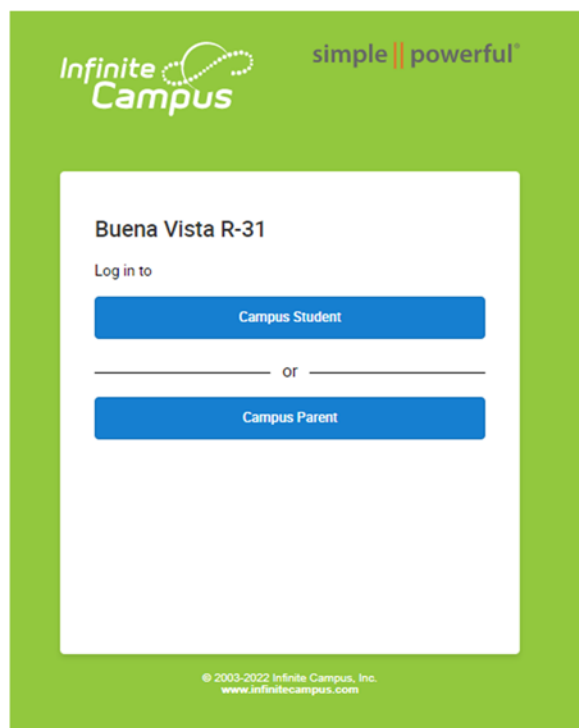
### STEP 1:

Click on this link:

[https://cocloud1.infinitecampus.org/campus/portal/buena\\_vista.jsp](https://cocloud1.infinitecampus.org/campus/portal/buena_vista.jsp)

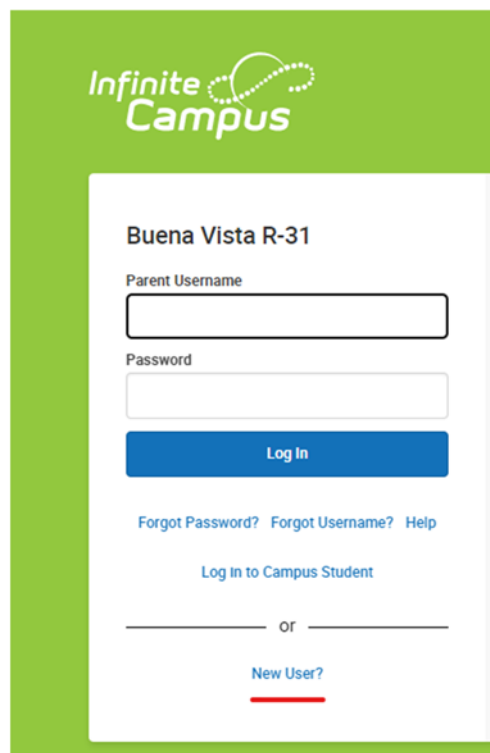
### STEP 2:

Select **Campus Parent** from the screen:



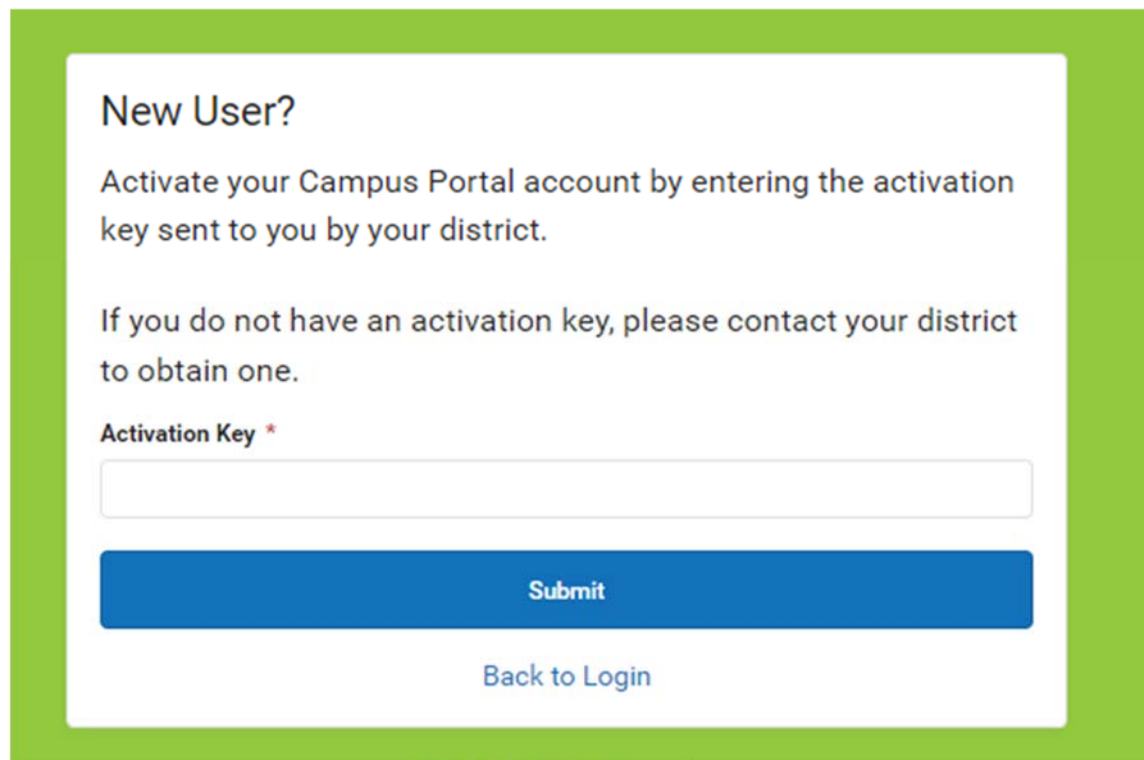
### STEP 3:

Click on **New User** at the bottom of the log-in screen.



#### STEP 4:

Copy/paste the activation key emailed to you from the school, and click the submit button. If you did not receive a key, please call or email the school.



**New User?**

Activate your Campus Portal account by entering the activation key sent to you by your district.

If you do not have an activation key, please contact your district to obtain one.

Activation Key \*

[Submit](#)

[Back to Login](#)

#### STEP 5:

You will create a username and a password that is unique to you. Once you do that, your account is active and you will be able to use the login on the Infinite Campus Portal and download the Campus Parent app to use the mobile version on your phone.



#### App Store:

Search for Campus Parent and look for this icon in the Apple Store or on Google Play.

Once downloaded, search for "Buena Vista" district in the state of Colorado. From there, you can use your newly created username and password to log-in. Push notifications can be sent to your mobile device for assignment grades and attendance.