


SAFETY **FUN BOOK**

LOTS OF GREAT FUN STUFF THAT'S ALL ABOUT BUS SAFETY



Suffolk Transportation Service, Inc.

10 Moffitt Blvd., Bay Shore, NY 11706 • 631.665.3245

Table of Contents

- 3. Hidden Words** (*Encode the Secret Message*)
- 4. Match • A • Rule** (*Rules for Riding On the Bus*)
- 5. Never Walk Behind the Bus** (*A Fun Crossword*)
- 6. Unsafe Riding Behavior** (*Describe It*)
- 7. School Bus Safety** (*A Learning Crossword*)
- 8. Safety Zone** (*Drawing & Labeling*)
- 9. Crossing** (*Fill in the Blanks*)
- 10. Bus Safety** (*Solve the Secret Message*)
- 11. Word Find** (*Riding the School Bus*)
- 12. Traffic & Weather** (*Circle the Words*)
- 13. Safety First** (*Crossword Puzzle*)
- 14. Math Decoder** (*Decipher the Message*)
- 15. Check Your Safety IQ** (*A Fun Quiz*)

Hidden Words

Directions for Decoding the SECRET MESSAGE

- 1) Read each question carefully.
- 2) Cross out the letters that SPELL your answer in the "Answers" column.
- 3) Fill in the blanks with the letters NOT crossed out.
- 4) Write the words formed by filling in the blanks on the lines below.

QUESTIONS

Example:

Where should you sit when riding the bus?

- 1) What kind of line should you stand in while waiting for the bus?
- 2) What should you hold onto when you get on the bus?
- 3) What should you not open unless the bus driver says it's okay?
- 4) You should keep your feet out of the ____ .
- 5) As you get on the bus, step on each ____ .
- 6) If you must cross the road, you'll cross _____ of the bus.

ANSWERS

~~t~~ ~~s~~ ~~a~~ ~~e~~ ~~l~~ ~~a~~ ~~t~~ ~~k~~
t a l k

s i q n u i g e l e f t i l l e y
— — — — — — —

w h a h n d - r e a i n l
— — — —

y w o u i n d r o e w
— — — — —

r a i i d i s l n g e
— — — — —

s t t h e p e
— — —

i n f r b u o n s t
— — —

These are the words that you'll cross out:

window step handrail single file seat aisle in front

WRITE THE SECRET MESSAGE HERE:

Talk _____

Match • A • Rule

Rules for Riding On the Bus...

Directions:

- 1) Match each phrase in column "A" with one from column "B" to make a complete and accurate sentence.
- 2) Draw a line that connects the two phrases.

"A"

Take your seat

Stay in your seat

Talk

Always keep all body parts

Keep aisles

Obey the rules

Be courteous to the

Carry your belongings

Think of the bus as your property; Don't

Open windows only

Talk to the driver only if

"B"

in a backpack.

with the driver's permission.

damage any part of it.

quickly.

bus driver and other riders.

for the entire ride.

there is an emergency.

clear at all times.

inside the bus.

quietly

and the bus driver.


NEVER WALK BEHIND THE BUS

ACROSS

2. _____, Look, and listen in all directions before crossing the road.
4. You should always _____ to the bus.
5. _____ in all directions, and listen for traffic when leaving the bus.
6. The back door of the bus should be used only in an _____.
10. The bus _____ needs your help to prevent accidents.
12. It is a privilege to have a _____ ride the bus.
13. Everyone should be _____ when near a railroad crossing.
14. Every _____ should demonstrate good behavior when riding the bus.
16. An accident may be caused by _____.
18. The bus takes the same or _____ route each day.

DOWN

1. You should always be on _____ at the bus stop.
3. Line up to _____ your turn boarding the bus.
7. When crossing the street, walk a _____ of 10 feet in front of the bus, until you see the driver's face.
8. The driver cannot see you if you walk _____ the bus.
9. Students should be _____ to their driver and other passengers
10. The bus driver is the only person who should open or close the back _____, except in an emergency.
11. Use the _____ when boarding the bus to prevent a fall.
14. When leaving the bus, remain _____ until the bus has completely stopped.
15. You should help _____ younger students.
17. The bus driver will _____ you when it is safe to cross the street.





DIRECTIONS: There are ten unsafe riding behaviors in this picture. Write a sentence describing each one you see.

1. _____

2. _____

3. _____

4. _____

5. _____

6. _____


7. _____

8. _____

9. _____

10. _____

SCHOOL BUS SAFETY CROSSWORD PUZZLE



ACROSS

1. Never take your _____ on the school bus.
6. Boys and girls should respect and _____ the bus driver.
8. A plane that goes fast: _____.
9. When going on a school trip you should stay with your _____.
11. _____ class is where you paint, make things and draw.
12. It is wise to get to your bus stop five minutes _____.
13. The opposite of off: _____.
14. Save your lunch; do not _____ on the bus.
16. When you get on the bus you should find a _____ right away.
18. The opposite of no is _____.
20. Another word for sick is _____.

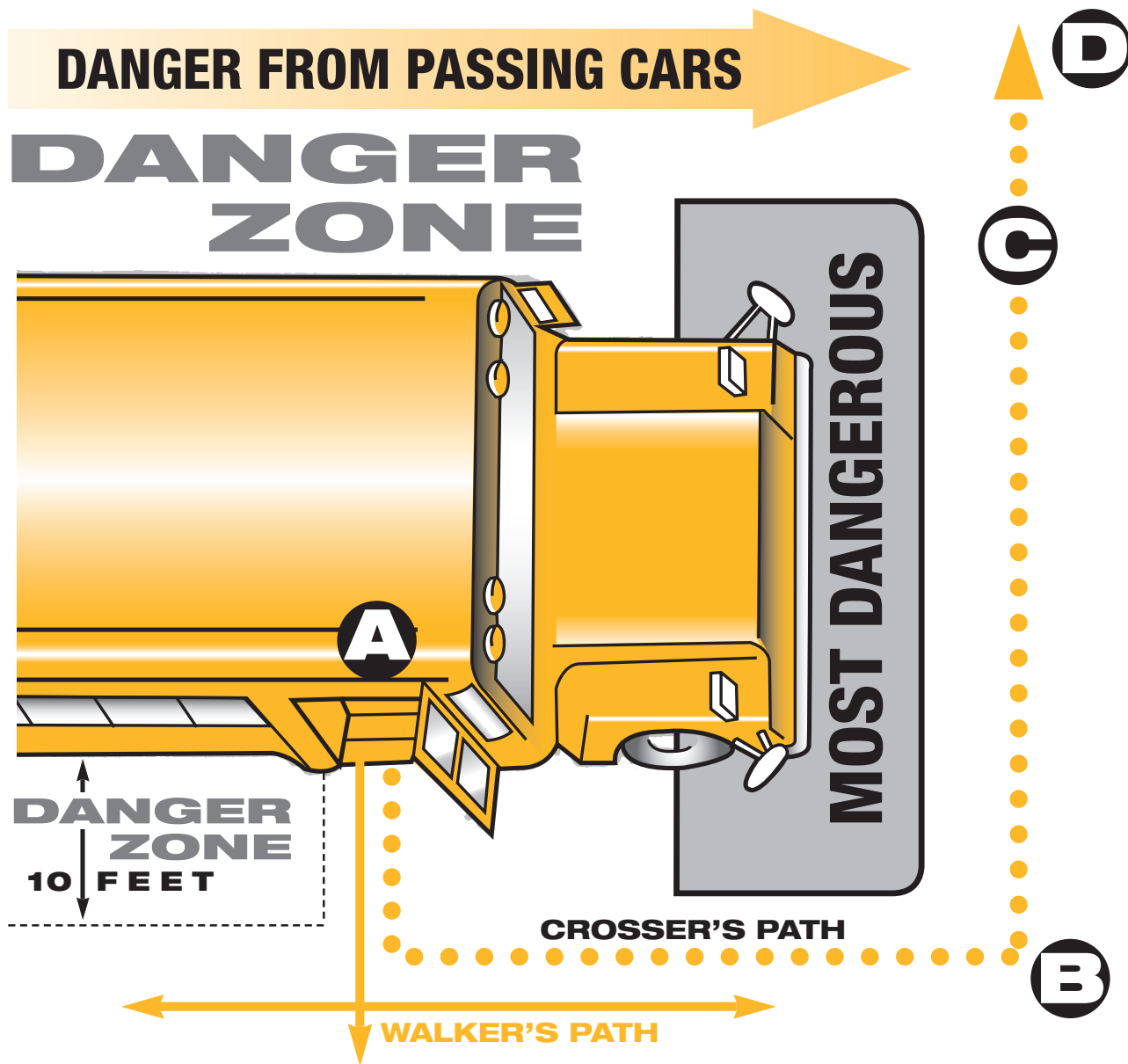
DOWN

2. You should stay calm in an _____ on the bus.
3. Homonym for sew; _____.
4. She went _____ the bus stop.
5. A sailor says "Aye, _____, Sir".
7. What the bus driver drives: _____.
9. When we cross the street we must watch for passing _____.
10. This page is about School Bus _____.
15. When you work together you work as a _____.
17. A long slippery fish: _____.
19. Spanish word for "yes": _____.



- 1. Label the danger zones.**
- 2. Draw a path from the bus door to where you will look for the driver's signal to cross.**

CROSSING



FILL IN THE BLANKS WITH AN ANSWER THAT WILL MAKE THE STATEMENT TRUE.

1. The driver will let you off when traffic has stopped. Wait at point "A" until you are told it is _____.
2. Walk forward along the side of the road to a point 10 feet in front of the bus, shown by point "B" where you _____.
3. Wait for the driver's _____.
4. After the driver signals you to cross, walk to point _____ where you are still protected by the _____ and can see each other.
5. Look, _____. If any vehicles are still moving towards you in either direction, return immediately to _____.
6. If the driver sees a vehicle coming, he or she will _____. Anytime you hear the horn, return to point _____.
7. If you don't see any vehicles still moving, cross _____, but do not _____ to point _____.

BUS SAFETY

Use this code to solve the following puzzle:

| | | | | | | | | |
|----------|----------|----------|----------|----------|----------|----------|----------|----------|
| A | B | C | D | E | F | G | H | I |
| . | .. | ... | | | ⋮ | ⋮ | ⋮ | ⋮ |
| J | K | L | M | N | O | P | Q | R |
| ⋮ | : | :: | ::: | :::: | ::::: | (. | (.. | (... |
| S | T | U | V | W | X | Y | Z | |
| (.... | (..... | (.) | (..) | (...) | (....) | (.....) | () | |

Write your answer on the lines below each coded word.

Secret Message 1

.. :::: ::: (..... ⋮ :: (.....

(..... ⋮ (.) (.... (.... (..... :::: (.

Secret Message 2

(...) . ⋮ (..... (.....) :::: (.) (... (..... (.) (... :::

Secret Message 3

... (... :::: (.... (.... ⋮ :: (..... ⋮)

... (... :::: (.... (.... (...). : : (.....)

Word Find

“Riding the School Bus”

Can you find these hidden words in the puzzle?

AISLE
CONCENTRATE
LISTEN
PEDESTRIAN
STUDENT

BICYCLE
DANGEROUS
LITTERING
QUIETLY
TRAFFIC

BUS MANNERS
DRIVER
MANNERS
SAFETY
WEATHER

CAR
EMERGENCY
PASSENGER
SINGLE FILE
WINDOWS

| | | | | | | | | | | | | | | | |
|---|---|---|---|---|---|---|---|---|---|---|---|---|---|---|---|
| B | A | W | I | N | D | O | W | S | B | D | F | H | G | O | P |
| L | U | D | P | R | I | S | T | U | C | E | G | I | K | Q | R |
| M | V | S | Q | E | L | I | F | E | L | G | N | I | S | S | T |
| X | W | E | M | E | R | G | E | N | C | Y | Z | B | C | U | V |
| Y | E | G | I | A | K | L | N | P | A | T | A | Q | D | W | N |
| S | T | U | D | E | N | T | O | P | R | U | X | U | Y | Y | A |
| A | Z | B | D | W | G | N | I | R | E | T | T | I | L | A | I |
| F | A | C | I | F | G | H | E | I | J | K | L | E | M | C | R |
| E | C | O | N | C | E | N | T | R | A | T | E | T | N | E | T |
| T | O | P | R | T | Y | X | Z | B | S | R | D | L | F | G | S |
| Y | P | M | A | U | W | C | A | C | G | A | E | Y | N | I | E |
| I | K | A | M | S | O | P | L | R | H | F | T | V | A | K | D |
| J | L | N | E | T | S | I | L | E | A | F | U | W | N | M | E |
| Z | A | N | C | E | E | E | H | J | Y | I | K | M | D | O | P |
| O | B | E | D | F | Q | L | N | K | R | C | S | N | R | Q | T |
| P | U | R | W | Y | R | A | I | G | T | E | F | L | A | S | R |
| J | V | S | X | Z | L | B | M | S | E | E | H | I | E | U | A |
| K | R | E | V | I | R | D | O | P | A | R | R | T | L | X | F |
| D | A | N | G | E | R | O | U | S | V | W | S | U | A | Z | F |
| A | N | P | U | K | L | A | B | E | D | B | X | Q | R | E | I |
| J | P | U | N | N | O | P | Q | R | S | T | U | V | W | X | W |

SCRAMBLED WORDS

Can You Unscramble These Safe Behaviors for Riding a School Bus?

T E I U Q

O D L Y R E R

K N I D

T E D B O E I N

P L T N E A A S

T H O F U L U G H T

F U H P E L L

A E T N

TRAFFIC & WEATHER

Find and circle the words that describe traffic and weather conditions.

Words to use:

| | | | | |
|---------|------------|------------|------------|---------|
| ACROSS | CONDUCT | EARTHQUAKE | PEDESTRIAN | TORNADO |
| BICYCLE | CROSSING | FIRE | RAIN | TURN |
| BUS | CROSSWALK | FLOOD | SAFETY | VISION |
| CARS | CURB | LOOK | STOP | WALKING |
| COAT | DUST STORM | MANNERS | STREET | WEATHER |

| | | | | | | | | | | | | | | | | | | |
|---|---|---|---|---|---|---|---|---|---|---|---|---|---|---|---|---|---|---|
| L | O | O | K | A | L | S | K | D | J | F | G | H | U | R | I | E | W | J |
| A | B | C | D | Y | T | E | F | A | S | P | R | Q | V | D | R | G | M | X |
| B | C | S | U | S | T | C | I | S | T | F | U | E | O | I | U | X | T | Q |
| B | C | R | X | T | Y | U | O | P | R | S | T | U | H | W | S | O | P | Y |
| O | P | Q | O | S | T | R | A | I | N | Z | B | C | X | T | P | I | O | O |
| O | E | Q | R | S | T | B | A | Z | U | K | C | O | O | X | A | Z | O | W |
| T | D | H | A | R | S | N | N | E | O | P | X | P | Z | P | X | E | X | N |
| T | E | N | A | X | R | W | R | P | W | O | E | U | A | L | S | K | W | J |
| A | S | S | D | E | F | I | A | G | A | P | X | O | C | I | F | U | A | O |
| L | T | K | D | J | F | O | N | L | I | E | T | U | Z | M | N | O | W | E |
| Z | R | C | V | B | N | I | M | L | K | K | J | D | O | O | L | F | H | G |
| A | I | S | K | D | K | J | G | H | G | Q | P | Q | O | E | I | R | U | Y |
| A | A | L | D | L | K | F | J | G | H | Q | U | R | S | T | U | V | W | X |
| X | N | M | A | N | N | E | R | S | T | U | V | E | L | C | Y | C | I | B |
| T | U | W | V | W | X | Y | Z | A | T | O | R | N | A | D | O | B | C | U |
| A | B | C | D | E | F | G | H | I | J | K | L | M | N | O | C | P | Q | S |
| Z | Y | F | D | O | D | I | X | S | R | A | C | T | U | C | O | A | T | V |
| D | U | S | T | S | T | O | R | M | K | L | M | N | O | P | N | S | X | W |
| O | S | T | R | E | E | T | W | V | O | M | N | W | P | E | D | T | Q | R |
| Z | S | X | C | V | N | N | R | U | T | N | M | A | L | S | U | L | D | J |
| Q | O | P | W | O | E | I | R | U | T | Y | X | M | N | B | C | C | X | U |
| C | R | O | S | S | I | N | G | X | C | V | B | T | R | S | T | X | Y | Z |
| O | C | I | E | E | K | A | U | Q | H | T | R | A | E | W | E | R | Y | E |
| I | A | H | B | H | J | E | Q | I | O | P | Q | W | R | E | T | N | I | D |


SAFETY FIRST

ACROSS

4. Hold onto the ___ when boarding the bus.
5. Remember all ___ rules.
8. Don't put arms or ___ out the window.
10. Stand in ___ to board the bus.
12. ___ in your seat until the bus stops.
13. Don't ___ the people in front of you.
15. Help keep the bus neat and ___.
17. When leaving the bus, ___ seated until the bus stops.
19. Look at the ___ when boarding the bus.
20. Be ___ when boarding the bus.

DOWN

1. The bus driver is the ___ of the bus.
2. Use good _____ on the bus.
3. The school bus is an ___ machine.
5. Be on time, but not too ___ for your bus.
7. Be absolutely ___ at railroad crossings.
9. Be prepared for a sudden ___.
11. Be careful when you ___ the bus.
14. Be on ___ to meet the bus.
16. Do ___ throw objects out the window.
18. Look ___ to the bus driver.



MATH DECODER

Decipher the rest of the message below by following these directions:

- 1) Solve each problem.
- 2) Find that answer in the code list.
- 3) Write the letter in the answer blank for each problem.

Your Responsibility As A Bus Rider:

- | | | | | | | | | | | | | | | | | | | | | | | | | | |
|----------|--|----------|----------|----------|----------|----------|----------|----------|-----------|-----------|-----------|-----------|-----------|--|-----------|-----------|-----------|-----------|-----------|-----------|-----------|-----------|-----------|-----------|-----------|
| <u>1</u> | <u>2</u> | <u>3</u> | <u>4</u> | <u>5</u> | <u>6</u> | <u>7</u> | <u>8</u> | <u>9</u> | <u>10</u> | <u>11</u> | <u>12</u> | <u>13</u> | <u>14</u> | <u>15</u> | <u>16</u> | <u>17</u> | <u>18</u> | <u>19</u> | <u>20</u> | <u>21</u> | <u>22</u> | <u>23</u> | <u>24</u> | <u>25</u> | <u>26</u> |
| 1. | $.3 + .8 =$ _____ | | | | | | | | | | | | 14. | $5 \times 5 \times 5 =$ _____ | | | | | | | | | | | |
| 2. | $10^2 \times 10^3 =$ _____ | | | | | | | | | | | | 15. | $1/2 \times 60 =$ _____ | | | | | | | | | | | |
| 3. | $2.3 \text{ cm} - 1.7 \text{ cm} =$ _____ | | | | | | | | | | | | 16. | $1800 \div 900 =$ _____ | | | | | | | | | | | |
| 4. | Round 2,147 to the hundreds place. _____ | | | | | | | | | | | | 17. | $7.7 \div 7 =$ _____ | | | | | | | | | | | |
| 5. | $144 \div 12 =$ _____ | | | | | | | | | | | | 18. | $3 \times 4 =$ _____ | | | | | | | | | | | |
| 6. | $1639 + 111 + 9 =$ _____ | | | | | | | | | | | | 19. | $10 \times 10 \times 10 \times 10 \times 10 =$ _____ | | | | | | | | | | | |
| 7. | $1500 + 600 =$ _____ | | | | | | | | | | | | 20. | $2/4 \div 2/6 =$ _____ | | | | | | | | | | | |
| 8. | $2 \text{ cm} =$ _____ mm | | | | | | | | | | | | 21. | $300,000 - 200,000 =$ _____ | | | | | | | | | | | |
| 9. | $8.7 - 7.6 =$ _____ | | | | | | | | | | | | 22. | $1.1 \times 1 =$ _____ | | | | | | | | | | | |
| 10. | Change to a decimal: $11/10$ _____ | | | | | | | | | | | | 23. | $2 \times 1 =$ _____ | | | | | | | | | | | |
| 11. | The greatest common factor of 6 and 8 is _____ | | | | | | | | | | | | 24. | $2100 = 2.1 \times 10^3 =$ _____ | | | | | | | | | | | |
| 12. | $3200 - 1100 =$ _____ | | | | | | | | | | | | 25. | $0.2 \text{ cm} + 0.2 \text{ cm} + 0.2 \text{ cm} =$ _____ | | | | | | | | | | | |
| 13. | $0.3 \text{ cm} \times 2 =$ _____ | | | | | | | | | | | | 26. | $6 \div 1/2 =$ _____ | | | | | | | | | | | |

CODE:

A = 90

B = $1/6$

C = 20

D = 639

E = 2100

F = $1 \frac{1}{2}$

G = 30

H = 2

I = 125

J = 0

K = 45

L = $3/4$

M = 17

N = 107

O = 100,000

P = 1759

Q = (-1)

R = 0.6 cm

S = 12

T = 1.1

U = 47

V = 13

W = 50

X = 21

Y = 1672

Z = 29

CHECK YOUR SAFETY I.Q.

DIRECTIONS:

1. Place a **X** in the **YES** column for each rule you followed today.
2. Place a **X** in the **NO** column for each rule you **Did Not** follow today.
3. Place a **X** in the **DON'T KNOW** column if you can't remember whether you followed the rule today.

| | YES | NO | DON'T KNOW |
|---|-----|----|------------|
| 1. When exiting to cross, walk forward (approximately 10') until you can see the driver's face. | | | |
| 2. Watch the driver and wait for the signal to cross. | | | |
| 3. Always listen and look both ways, to make sure the road is clear before you cross. | | | |
| 4. If the bus horn should blow, return to the curb and wait for another signal from the driver. | | | |
| 5. Walk quickly across the street; Do Not go back if you drop something. | | | |
| 6. Retrieve an article only after checking with the driver, and the street is clear. | | | |
| 7. Never cross behind the bus for any reason. | | | |
| 8. If you can touch the bus at any point, you are in the danger zone and could be hurt or killed. | | | |
| 9. When your bus arrives, stand well back from the curb and wait until the bus comes to a full stop. | | | |
| 10. Never climb on snowbanks when waiting for the bus. Stay off snowbanks when walking home from the bus stop. | | | |
| 11. Never take anything handed out the window to you by a student. | | | |

| | | | | |
|--|--------------|--|--|--|
| | TOTAL | | | |
|--|--------------|--|--|--|

SCORE: Count 1 point for each "YES" answer.
 10-11 Safety Superstar *8-9 Safety Conscious * 7 or less Safety Hazard

Partners in Safety...

*You...Our Children...
and Suffolk Transportation Service*



Suffolk Transportation Service, Inc.

10 Moffitt Blvd., Bay Shore, NY 11706 • 631.665.3245

www.suffolkbus.com



PUPIL TRANSPORTATION SAFETY INSTITUTE, INC.

443 S. Warren St., 3rd Floor, Syracuse, New York 13202

(315) 475-1386