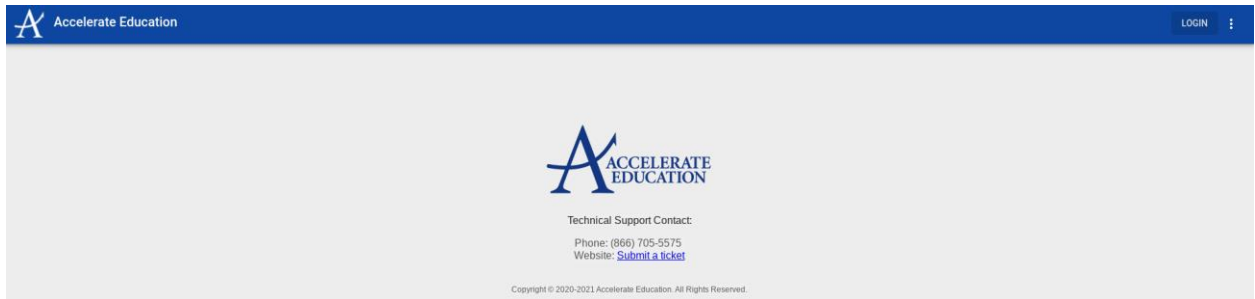


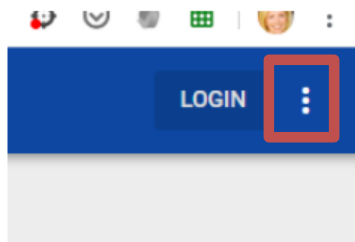
Login Instructions for Parents

Our district has established a Single Sign On (SSO) for students and staff to login to their Accelerate Education courses using their district email account and password. Because parents do not have a district email account, they must use an alternate login process in order to access the platform.

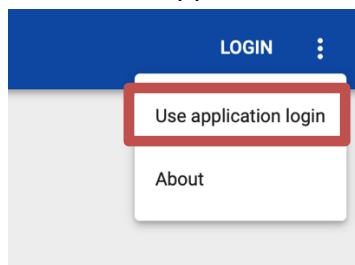
1. In order to login to their Observer account, parents and learning should navigate to the login page via this link [\(insert domain URL\)](#). When you open this page, DO NOT CLICK THE LOGIN BUTTON.



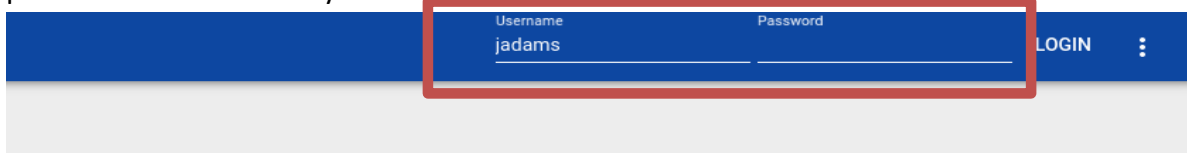
2. At the top right corner, **click on the three dots** immediately next to the Login button.



3. A menu will appear. Select "Use application login".

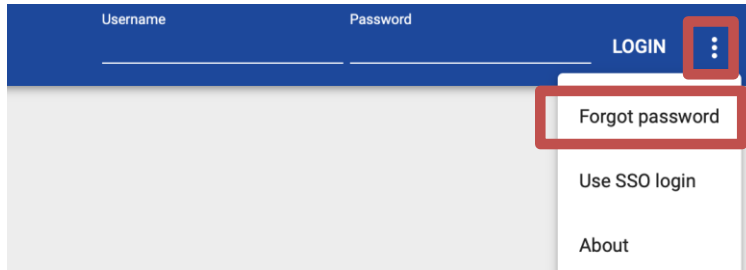


4. The application login will open up, providing you with a space to enter your user name and password. This is where you should enter the login credentials provided by your school.

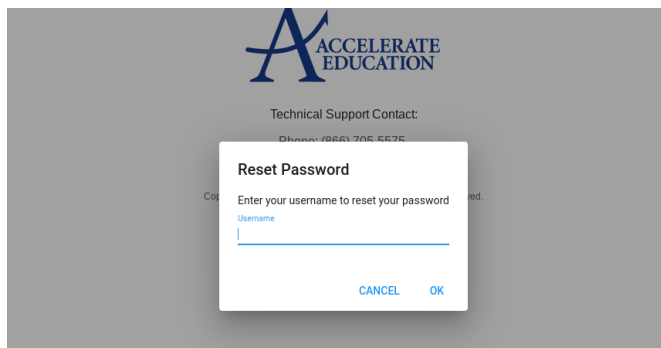


Forgot Password

If you have forgotten your password and need to reset it, follow the steps above. When you reach the username and password prompt in step four, click again on the three dots next to the LOGIN button and select “Forgot Password” from the menu.



Enter your username and click OK.



Completing this process will reset your password. You will receive an email with a link to reset your password. Once your password has been recovered, you can complete the login steps noted above.

