



OREGON AT-A-GLANCE SPECIAL EDUCATION PROFILE Harrisburg SD 7J



SUPERINTENDENT: Bryan Starr | 865 LaSalle Harrisburg 97446 | 541-995-6626
DIRECTOR OF SPECIAL EDUCATION: Bryan Starr | 541-995-6626

Students We Serve



132

Total Students in the Special Education Child Count

REGULAR CLASS

Students placed inside regular class 80% or more of day.



73.48%

Students

Oregon target - **75.00% or more**

SEPARATE CLASS

Students placed inside regular class less than 40% of day.



13.64%

Students

Oregon target - **10.60% or less**

SEPARATE SETTINGS

Students served in separate public or private schools, residential placements, or homebound/hospital settings.



0.00%

Students


Oregon target - **1.80% or less**

Academic Achievement


ENGLISH LANGUAGE ARTS (ELA)

District participation by students with IEPs
Oregon target


Elementary School ELA






Middle School ELA



High School ELA



Students with IEPs meeting or exceeding standards
Oregon target



MATHEMATICS

District participation by students with IEPs
Oregon target

Elementary School Math



Middle School Math



High School Math



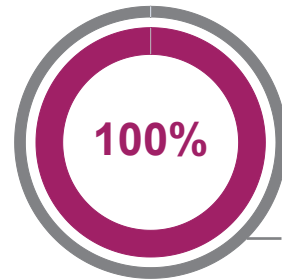
Students with IEPs meeting or exceeding standards
Oregon target



Eligibility Timeline

SPECIAL EDUCATION ELIGIBILITY

Students with parental consent to evaluate who were evaluated and had eligibility determined within 60 school days.

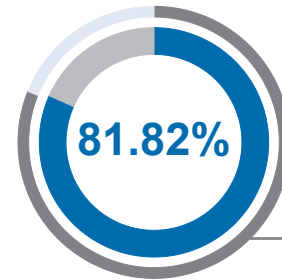


Oregon target
100.00%

Improving Services

PARENT SURVEY RESULTS

Parents who report schools facilitated parent involvement as means of improving services and results.

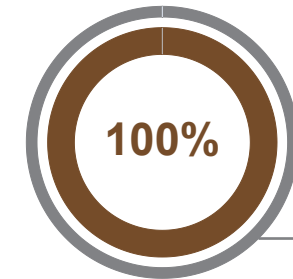


Oregon target
81.23%

Transition

SECONDARY TRANSITION

IEPs in effect when a student turns 16 that include post-secondary goals, transition services, and district evidence of IEP team meeting.



Oregon target
100.00%

Information Provided by District/Program

We work hard to keep our students with disabilities in the general education program as much as possible. Unfortunately, we were slightly short of the 75% or more state target for general education placement at 73.48%. Our four year graduation rate for our special education students is 11% below the state target at 75%. Again, our staff do everything possible by providing pathways to graduation for our students with disabilities.



OREGON AT-A-GLANCE SPECIAL EDUCATION PROFILE

Harrisburg SD 7J



SUPERINTENDENT: Bryan Starr | 865 LaSalle Harrisburg 97446 | 541-995-6626
DIRECTOR OF SPECIAL EDUCATION: Bryan Starr | 541-995-6626

Equity and Disproportionality

DISTRICT IDENTIFICATION

Suspension/expulsion

Significant discrepancy in rate of suspension/expulsion for more than 10 days



**NO
SIGNIFICANT
DISCREPANCY
FOUND**

Significant discrepancy, by race or ethnicity, for more than 10 days; and, policies, procedures, or practices contributed and do not comply with requirements relating to IEP development and implementation.



**NO
SIGNIFICANT
DISCREPANCY
FOUND**

Students Receiving Special Education Services

Disproportionate representation of racial/ethnic groups in special education resulting from inappropriate identification



**NO
DISPROPORTIONATE
REPRESENTATION
FOUND**

Disproportionate representation of racial/ethnic groups in specific disability categories resulting from inappropriate identification

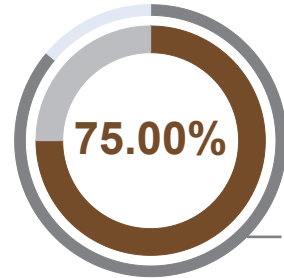


**NO
DISPROPORTIONATE
REPRESENTATION
FOUND**

Academic Success

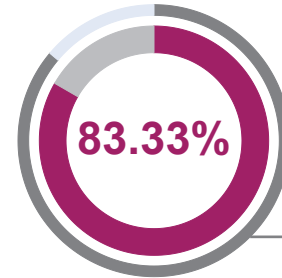
FOUR-YEAR COHORT GRADUATION RATE

Students with IEPs earning a regular or modified diploma within four years.



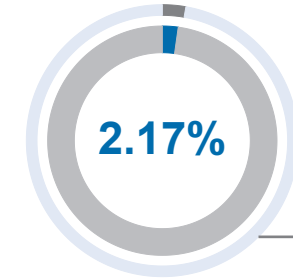
FIVE-YEAR COHORT GRADUATION RATE

Students with IEPs earning a regular or modified diploma within five years.



HIGH SCHOOL DROPOUT RATE

Students with IEPs who drop out.



Outcomes

HIGHER ED

Students with an IEP who enrolled in higher education within one year of leaving high school.



HIGHER ED/EMPLOYED

Students with an IEP who enrolled in higher education or were competitively employed within one year of leaving high school.



HIGHER ED/TRAINING/EMPLOYED

Students with an IEP who enrolled in higher education, enrolled in post secondary education/training or were competitively employed or had other employment within one year of leaving high school.



Individualized Education Program (IEP)

A written statement for a child with a disability that is developed, reviewed, and revised by an IEP Team.

Special Education (SE)

Special education means specially designed instruction, at no cost to the parents, to meet the unique needs of a child with a disability.