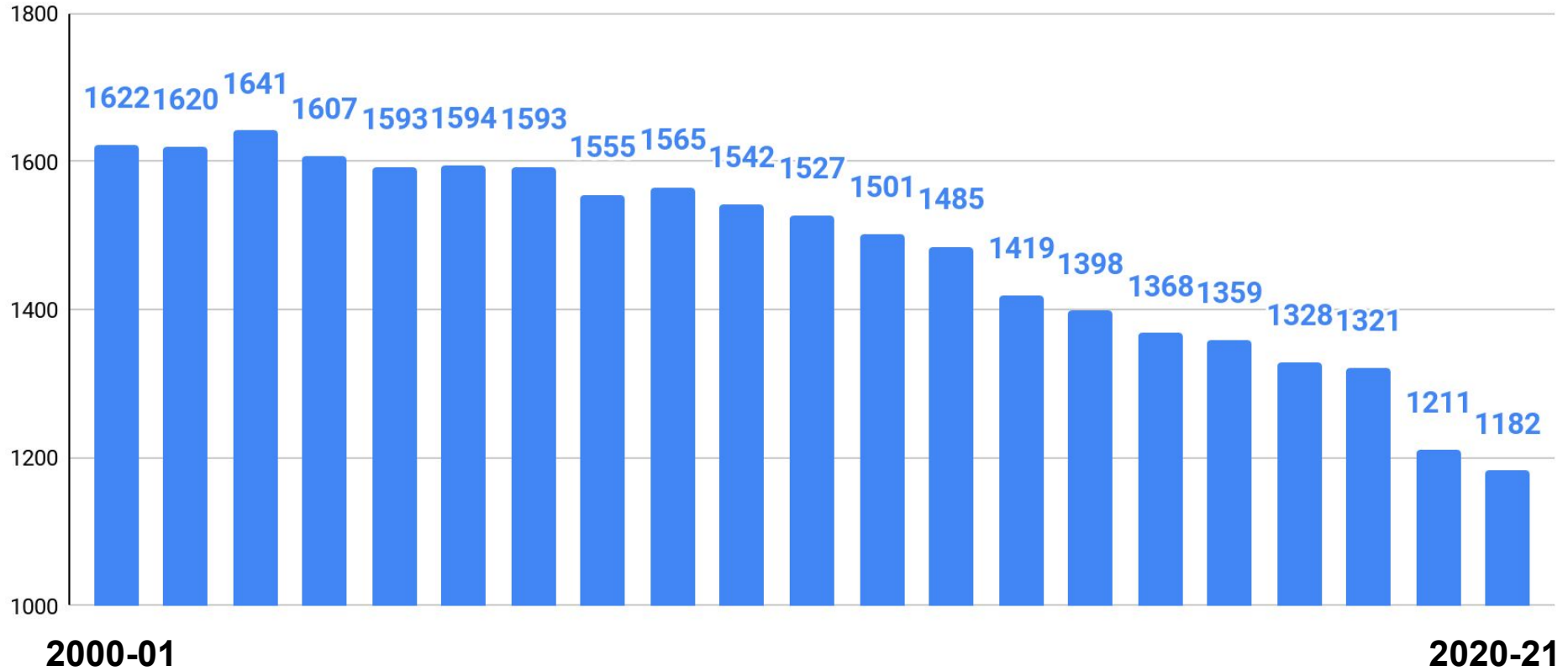




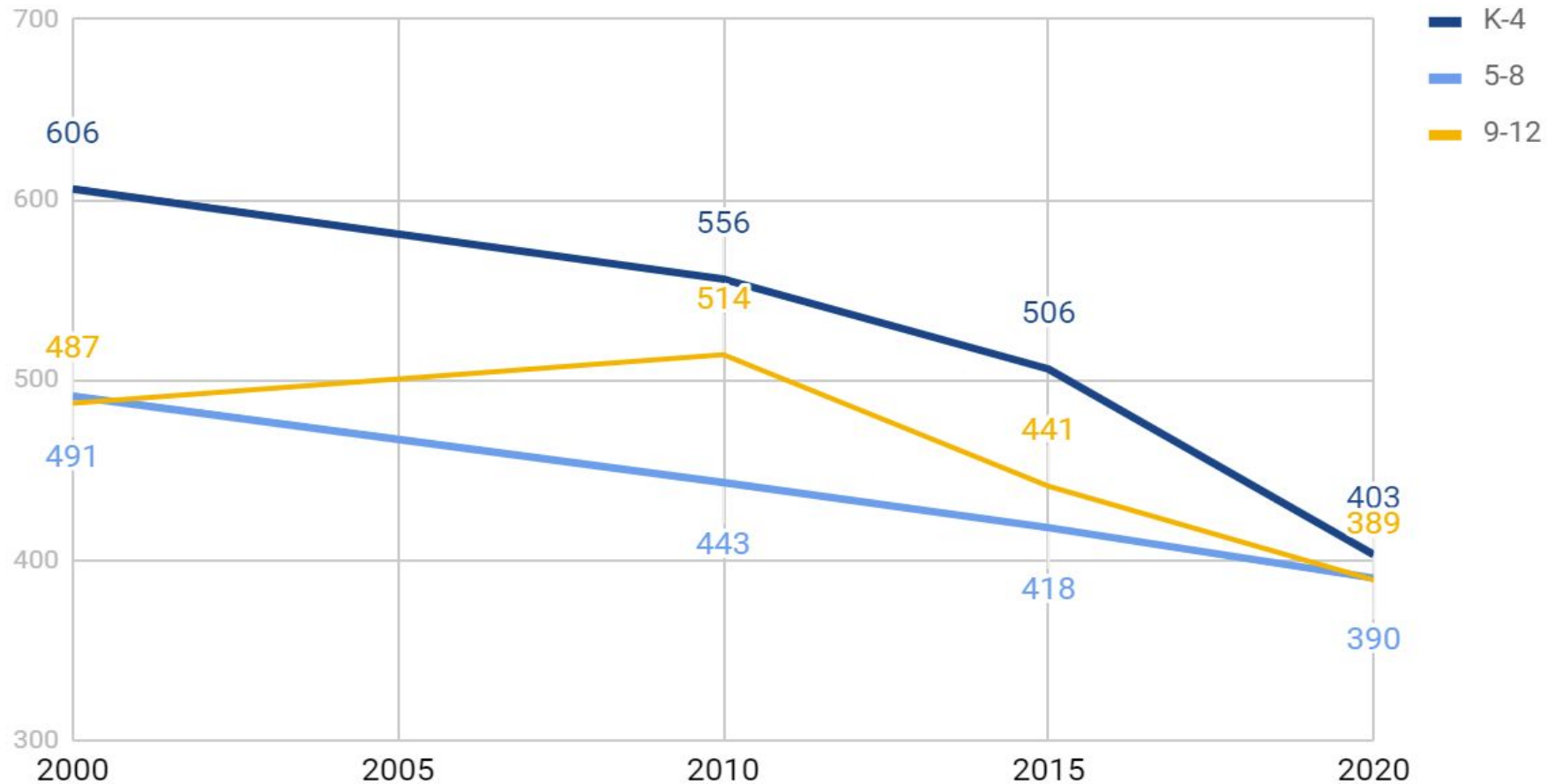
ENROLLMENT TRENDS

OCTOBER 2020

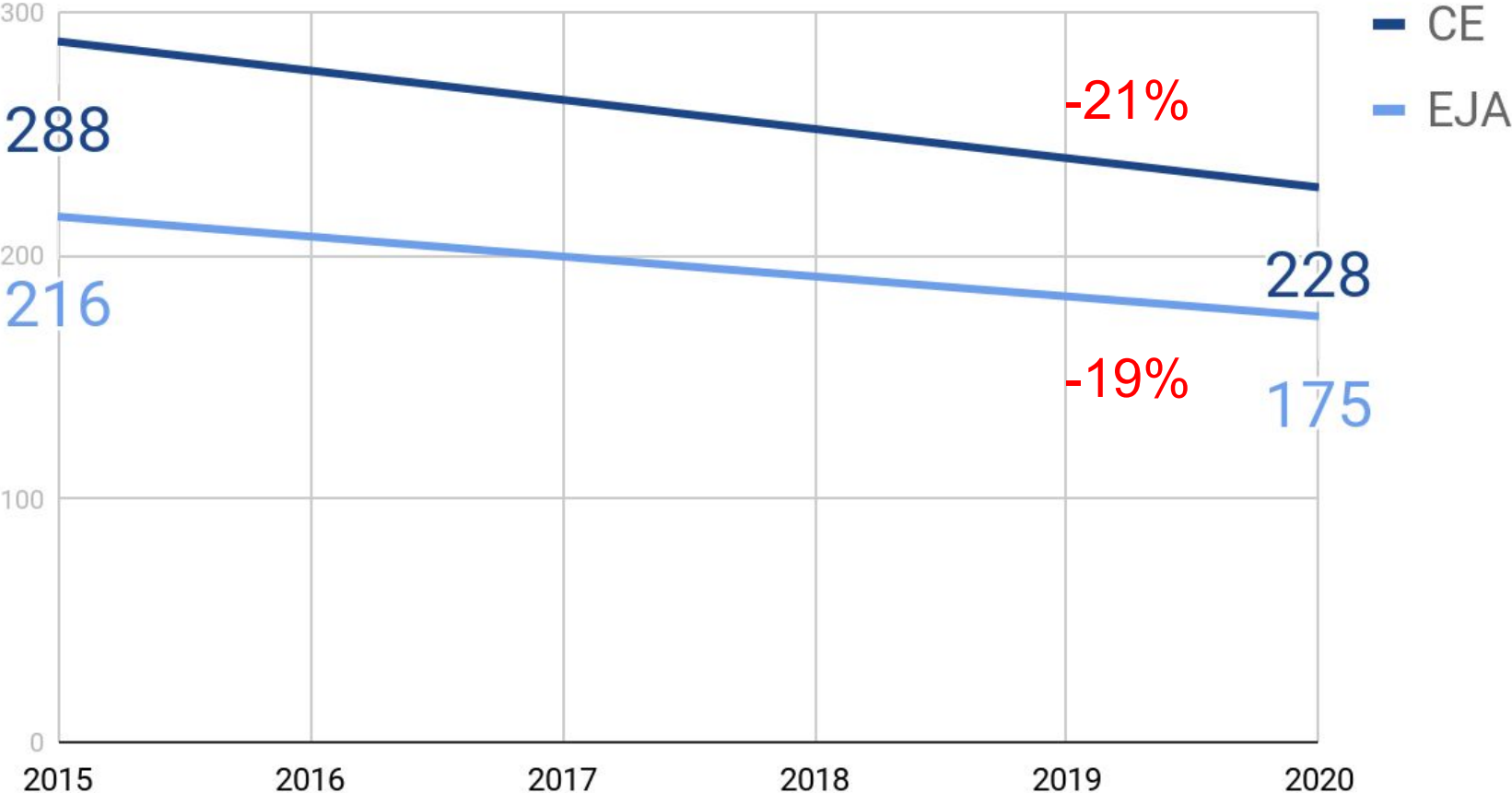
2000-2001--2020-2021 Overall Enrollment



Enrollment by Level

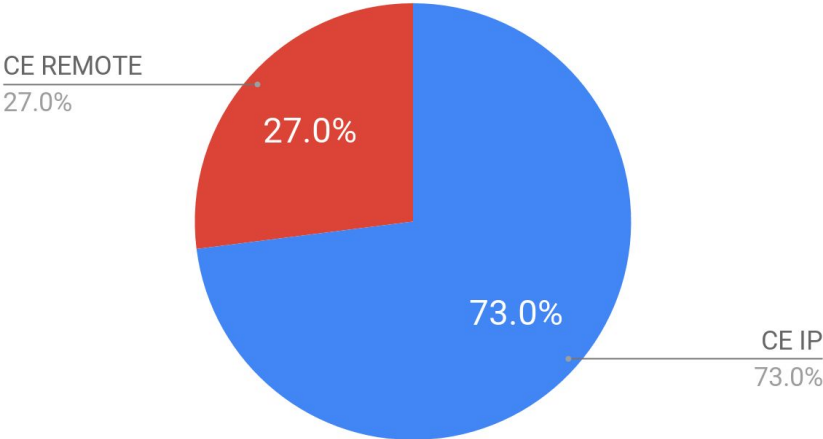


ELEM BUILDINGS LAST FIVE YEARS

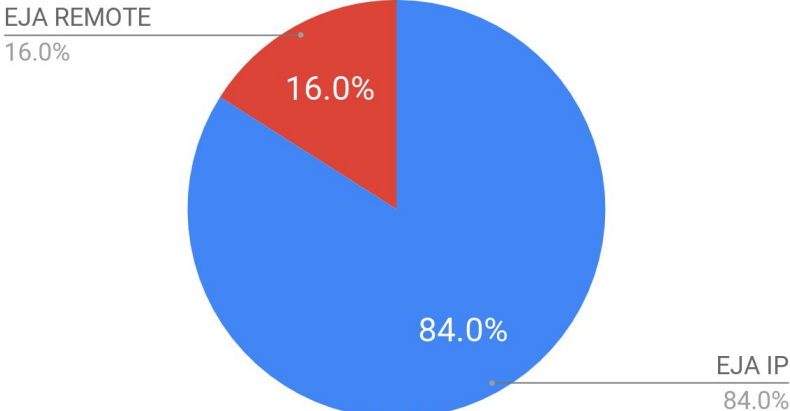


ELEMENTARY IN-PERSON & REMOTE

CE In Person & Remote



EJA IN-PERSON & REMOTE



GRADE LEVEL BREAKDOWN BY IP & REMOTE

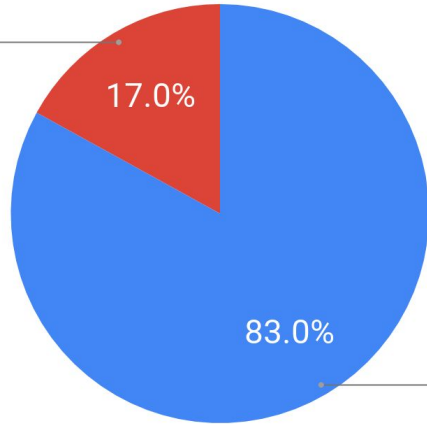
Grade	Total Enrolled	Remote	In-Person	# of sections In-Person	Avg. Class Size	% In-Person
CE--- K	39	8	31	2	16	79%
1	38	8	30	2	15	79%
2	43	12	31	2	16	72%
3	45	13	32	2	16	71%
4	52	16	36	3	12	69%
SPED	12	4	8	2		67%
TOTAL CE	229	61	168	13		73%
Grade	Total Enrolled	Remote	In-Person	# of sections In-Person	Avg. Class Size	% In-Person
EJA-- K	34	6	28	2	14	82%
1	35	3	32	2	16	91%
2	35	6	29	2	15	83%
3	32	5	27	2	14	84%
4	39	8	31	2	16	79%
TOTAL EJA	175	28	147	10		84%
TOTAL K-4	392	85	307	36		78%

SECONDARY IN-PERSON & REMOTE

MIDDLE SCHOOL IN-PERSON & REMOTE

MS REMOTE

17.0%



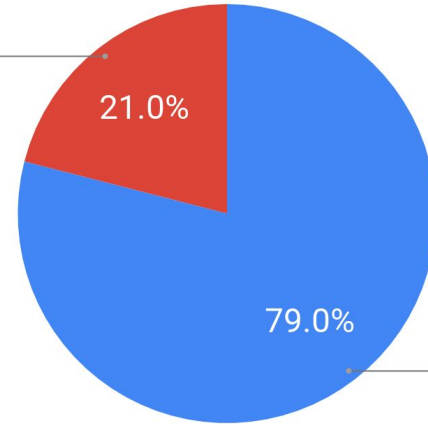
MS IP

83.0%

HIGH SCHOOL IN-PERSON & REMOTE

MS REMOTE

21.0%



HS IP

79.0%

GRADE LEVEL BREAKDOWN BY IP & REMOTE

Grade	Total Enrolled	Remote	In-Person	# of sections In-Person	Avg. Class Size	% In-Person
5	87	15	72	5	14	83%
6	106	20	86	5	17	81%
7	85	17	68	4	17	80%
8	97	14	83	5	17	86%
TOTAL MS	375	66	309			82%
Grade	Total Enrolled	Remote	In-Person	# of sections In-Person	Avg. Class Size	% In-Person
9	97	20	77			79%
10	99	24	75			76%
11	92	22	70			76%
12	105	16	89			85%
UGS	4	0	4			100%
TOTAL HS	397	82	315			79%

Resident Students Enrolled in Prep or Home School

		LY
Academy of the Holy Names	4	
ALBANY ACADEMY (THE)	6	15
ALBANY LEADERSHIP CHARTER HIGH SCHOOL FOR GIRLS	1	
C-A Homeschool SPED	3	
CHRISTIAN BROTHERS ACADEMY	1	5
COXSACKIE-ATHENS HOME SCHOOLED	89	66
DOANE STUART SCHOOL (THE)	11	11
GRAPEVILLE CHRISTIAN SCHOOL	13	15
John A Coleman Catholic HS	1	
MAIMONIDES HEBREW DAY SCHOOL	1	
Spotted Zebra Learning Center	1	
ST. THERESA	1	
ST. THOMAS THE APOSTLE SCHOOL	3	9
The Liberi School	1	
WOODLAND HILL MONTESSORI SCHOOL	3	
WOODSTOCK DAY SCHOOL	1	
TOTAL	140	