

# 2017-18 District Report Card

## Anaconda Elem

1410 West Park Ave.  
Anaconda, MT 59711

Grades Served: K - 8  
Student Enrollment: 733



### Montana Accountability System

As required under the Every Student Succeeds Act (ESSA), Montana developed an accountability system to meaningfully differentiate schools by the support needed.

Schools are identified as one of the following:

- Comprehensive Support & Improvement (CSI) Schools
- Targeted Support & Improvement (TSI) Schools
- Universal Support Schools

### Schools Within District

Click below for detailed information about each school

- [Anaconda Jr High School](#)
- [Fred Moodry Intermediate](#)
- [Lincoln Primary](#)

[Click here for more detail about Accountability](#)

### Mathematics



	Novice	Nearing Proficient	Proficient	Advanced
District	40%	29%	19%	12%
State	29%	30%	24%	17%

### Reading



	Novice	Nearing Proficient	Proficient	Advanced
District	35%	28%	22%	15%
State	26%	24%	31%	19%

### Science



	Novice	Nearing Proficient	Proficient	Advanced
District	4%	27%	52%	17%
State	11%	28%	42%	18%

Due to rounding, percentages on each page may not add up to 100%.

An asterisk ( \* ) indicates this number has been suppressed for student privacy and security reasons ([Privacy and Security Details](#)).

---

**Due to rounding, percentages on each page may not add up to 100%.  
An asterisk ( \* ) indicates this number has been suppressed for student privacy and security reasons ([Privacy & Security Details](#)).**

[Report Card Definitions & Methodology](#)

---

## **Student Achievement Scores**

---

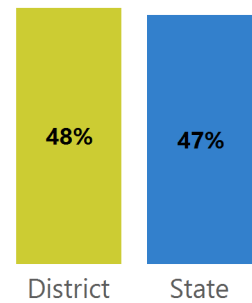
**Due to rounding, percentages on each page may not add up to 100%.  
An asterisk ( \* ) indicates this number has been suppressed for student privacy and security reasons ([Privacy and Security Details](#)).**

■ Novice
 ■ Nearing Proficient
 ■ Proficient
 ■ Advanced

[Click here for more detail about Student Achievement](#)

English Learners	
# English Learners	*
% Achieved Proficiency	*
% Students Showing Progress on the EL Assessment	*

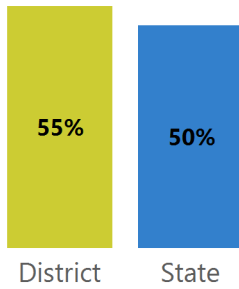
% of students with at least 95% attendance for the entire school year



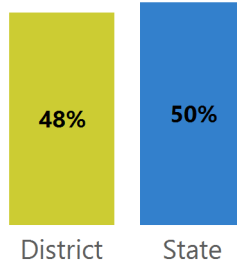
**Due to rounding, percentages on each page may not add up to 100%.  
 An asterisk ( \* ) indicates this number has been suppressed for student privacy and security reasons ([Privacy and Security Details](#)).**

## Student Achievement Progress Scores

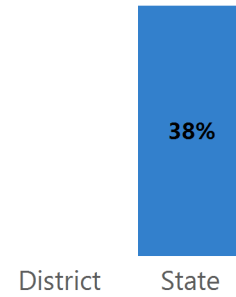
% of students showing progress in Reading



% of students showing progress in Mathematics



% of English Learners showing progress toward English proficiency



## School Attendance

## Educator Qualifications

[Click here for details on Educator Qualifications \(inexperienced educators, emergency provisional licenses, educators working out of field\)](#)

## School Quality, Climate, and Safety

Source: [Civil Rights Data Collection as published by the US Department of Education Office of Civil Rights](#).

An asterisk ( \* ) indicates this number has been suppressed for student privacy and security reasons ([Privacy & Security Details](#)).

[Click here for details on Montana Civil Rights Data Collection](#)

Due to rounding, percentages on each page may not add up to 100%.

An asterisk ( \* ) indicates this number has been suppressed for student privacy and security reasons ([Privacy and Security Details](#)).