

2017-18 District Report Card



Anaconda H S

1410 West Park Ave.
Anaconda, MT 59711

Grades Served: 9 - 12
Student Enrollment: 321

Montana Accountability System

As required under the Every Student Succeeds Act (ESSA), Montana developed an accountability system to meaningfully differentiate schools by the support needed.

Schools are identified as one of the following:

- Comprehensive Support & Improvement (CSI) Schools
- Targeted Support & Improvement (TSI) Schools
- Universal Support Schools

Schools Within District

Click below for detailed information about each school

- [Anaconda Sr High School](#)

[Click here for more detail about Accountability](#)

Mathematics



	Novice	Nearing Proficient	Proficient	Advanced
District	42%	33%	20%	5%
State	29%	30%	24%	17%

Reading



	Novice	Nearing Proficient	Proficient	Advanced
District	36%	30%	26%	8%
State	26%	24%	31%	19%

Science



	Novice	Nearing Proficient	Proficient	Advanced
District	12%	37%	27%	24%
State	11%	28%	42%	18%

Due to rounding, percentages on each page may not add up to 100%.

An asterisk (*) indicates this number has been suppressed for student privacy and security reasons ([Privacy and Security Details](#)).

**Due to rounding, percentages on each page may not add up to 100%.
An asterisk (*) indicates this number has been suppressed for student privacy and security reasons ([Privacy & Security Details](#)).**

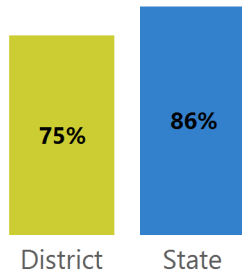
[Report Card Definitions & Methodology](#)

Student Achievement Scores

**Due to rounding, percentages on each page may not add up to 100%.
An asterisk (*) indicates this number has been suppressed for student privacy and security reasons ([Privacy and Security Details](#)).**

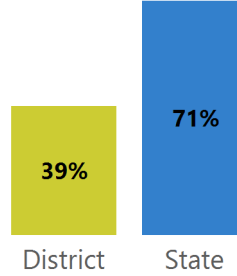
[Click here for more detail about Student Achievement](#)

% of students graduating high school in four years



[Click for more information](#)

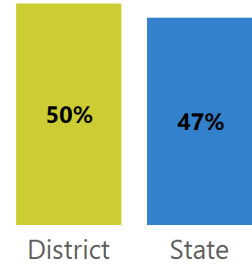
% of students who are college or career ready



[Click for more information](#)

English Learners	
# English Learners	*
% Achieved Proficiency	*
% Students Showing Progress on the EL Assessment	*

% of students with at least 95% attendance for the entire school year



**Due to rounding, percentages on each page may not add up to 100%.
 An asterisk (*) indicates this number has been suppressed for student privacy and security reasons ([Privacy and Security Details](#)).**

Student Achievement Progress Scores

School Attendance

Educator Qualifications

[Click here for details on Educator Qualifications \(inexperienced educators, emergency provisional licenses, educators working out of field\)](#)

School Quality, Climate, and Safety

Source: Civil Rights Data Collection [as published by the US Department of Education Office of Civil Rights](#).

An asterisk (*) indicates this number has been suppressed for student privacy and security reasons ([Privacy & Security Details](#)).

[Click here for details on Montana Civil Rights Data Collection](#)

Due to rounding, percentages on each page may not add up to 100%.

An asterisk (*) indicates this number has been suppressed for student privacy and security reasons ([Privacy and Security Details](#)).