

# 2018-19 District Report Card



## Anaconda Elem

1410 West Park Ave.  
Anaconda, MT 59711

**Grades Served:** K - 8  
**Student Enrollment:** 764  
**Per Pupil Expenditures:** \$11,074.50

Montana Accountability System	Schools Within District
-------------------------------	-------------------------

As required under the Every Student Succeeds Act (ESSA), Montana developed an accountability system to meaningfully differentiate schools by the support needed.

Schools are identified as one of the following:

- [Comprehensive Support & Improvement \(CSI\) Schools](#)
- [Targeted Support & Improvement \(TSI\) Schools](#)
- [Universal Support Schools](#)

Click below for detailed information about each school

- [Anaconda Jr High School](#)
- [Fred Moodry Intermediate](#)
- [Lincoln Primary](#)

[Click here for more detail about Accountability](#)

### Mathematics



	Novice	Nearing Proficient	Proficient	Advanced
District	49%	27%	18%	7%
State	29%	30%	24%	17%

### Reading



	Novice	Nearing Proficient	Proficient	Advanced
District	43%	26%	23%	8%
State	26%	24%	31%	19%

### Science



	Novice	Nearing Proficient	Proficient	Advanced
District	11%	28%	47%	14%
State	11%	27%	42%	19%

**Due to rounding, percentages on each page may not add up to 100%.**

**An asterisk ( \* ) indicates this number has been suppressed for student privacy and security reasons ([Privacy and Security Details](#)).**

---

**Due to rounding, percentages on each page may not add up to 100%.  
An asterisk ( \* ) indicates this number has been suppressed for student privacy and security reasons ([Privacy & Security Details](#)).**

[Report Card Definitions & Methodology](#)

---

## Student Achievement Scores

---

**Due to rounding, percentages on each page may not add up to 100%.  
An asterisk ( \* ) indicates this number has been suppressed for student privacy and security reasons ([Privacy and Security Details](#)).**

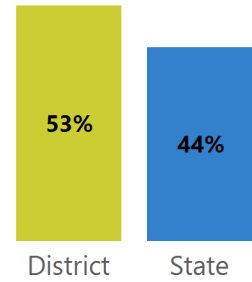
■ Novice
 ■ Nearing Proficient
 ■ Proficient
 ■ Advanced

[Click here for more detail about Student Achievement](#)

### English Learners

# English Learners	*
% Achieved Proficiency	*
% Students Showing Progress on the EL Assessment	*

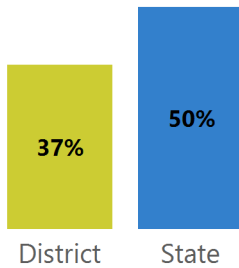
% of students with at least 95% attendance for the entire school year



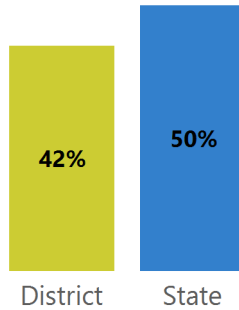
---

## Student Achievement Progress Scores

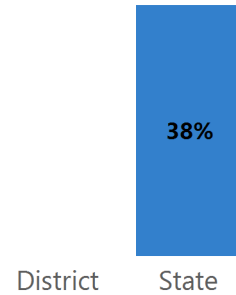
% of students showing progress in Reading



% of students showing progress in Mathematics



% of English Learners showing progress toward English proficiency



---

## School Attendance

---

## Educator Qualifications

[Click here for details on Educator Qualifications \(inexperienced educators, emergency provisional licenses, educators working out of field\)](#)

---

## School Quality, Climate, and Safety

Source: [Civil Rights Data Collection as published by the US Department of Education Office of Civil Rights.](#)

An asterisk ( \* ) indicates this number has been suppressed for student privacy and security reasons ([Privacy & Security Details](#)).

[Click here for details on Montana Civil Rights Data Collection](#)

---

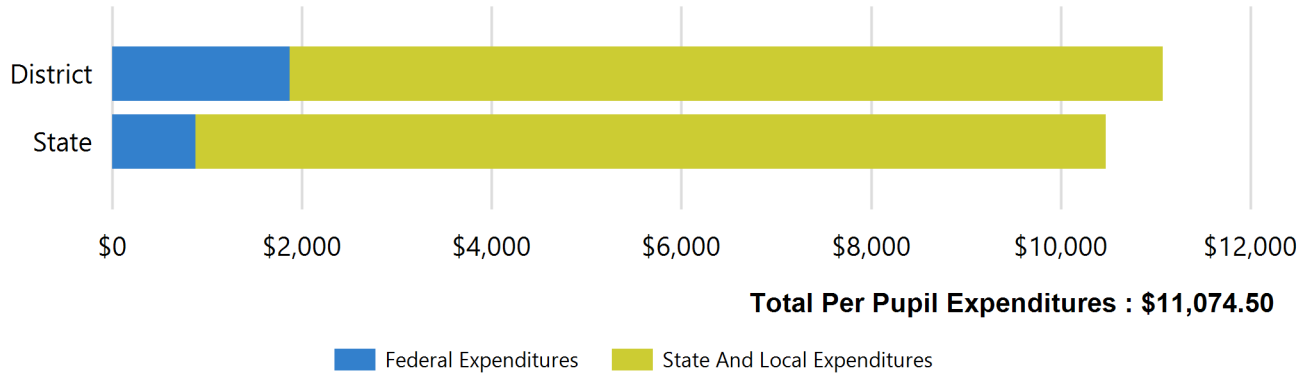
## School Finance

---

Due to rounding, percentages on each page may not add up to 100%.

An asterisk ( \* ) indicates this number has been suppressed for student privacy and security reasons ([Privacy and Security Details](#)).

### Per Pupil Expenditures for Anaconda Elem



[Click here for more details on Per Pupil Expenditures](#)