

# 2018-19 District Report Card



## Anaconda H S

1410 West Park Ave.  
Anaconda, MT 59711

**Grades Served:** 9 - 12  
**Student Enrollment:** 311  
**Per Pupil Expenditures:** \$11,624.92

Montana Accountability System	Schools Within District
-------------------------------	-------------------------

As required under the Every Student Succeeds Act (ESSA), Montana developed an accountability system to meaningfully differentiate schools by the support needed.

**Schools are identified as one of the following:**

- [Comprehensive Support & Improvement \(CSI\) Schools](#)
- [Targeted Support & Improvement \(TSI\) Schools](#)
- [Universal Support Schools](#)

Click below for detailed information about each school

- [Anaconda Sr High School](#)

[Click here for more detail about Accountability](#)

### Mathematics



	Novice	Nearing Proficient	Proficient	Advanced
District	37%	28%	19%	15%
State	29%	30%	24%	17%

### Reading



	Novice	Nearing Proficient	Proficient	Advanced
District	27%	24%	33%	15%
State	26%	24%	31%	19%

### Science



	Novice	Nearing Proficient	Proficient	Advanced
District	30%	31%	24%	15%
State	11%	27%	42%	19%

**Due to rounding, percentages on each page may not add up to 100%.**

**An asterisk ( \* ) indicates this number has been suppressed for student privacy and security reasons ([Privacy and Security Details](#)).**

---

**Due to rounding, percentages on each page may not add up to 100%.  
An asterisk ( \* ) indicates this number has been suppressed for student privacy and security reasons ([Privacy & Security Details](#)).**

[Report Card Definitions & Methodology](#)

---

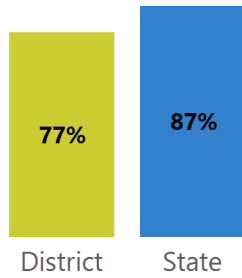
## **Student Achievement Scores**

---

**Due to rounding, percentages on each page may not add up to 100%.  
An asterisk ( \* ) indicates this number has been suppressed for student privacy and security reasons ([Privacy and Security Details](#)).**

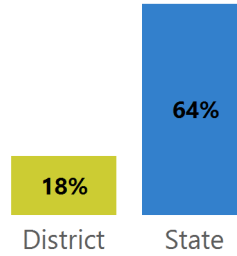
[Click here for more detail about Student Achievement](#)

% of students graduating high school in four years



[Click for more information](#)

% of students who are college or career ready

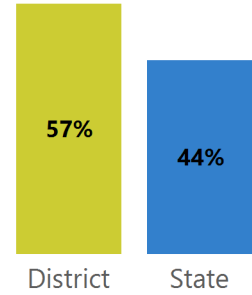


[Click for more information](#)

### English Learners

# English Learners	*
% Achieved Proficiency	*
% Students Showing Progress on the EL Assessment	*

% of students with at least 95% attendance for the entire school year



---

## Student Achievement Progress Scores

---

## School Attendance

---

## Educator Qualifications

[Click here for details on Educator Qualifications \(inexperienced educators, emergency provisional licenses, educators working out of field\)](#)

---

## School Quality, Climate, and Safety

Source: Civil Rights Data Collection [as published by the US Department of Education Office of Civil Rights](#).

An asterisk ( \* ) indicates this number has been suppressed for student privacy and security reasons ([Privacy & Security Details](#)).

[Click here for details on Montana Civil Rights Data Collection](#)

---

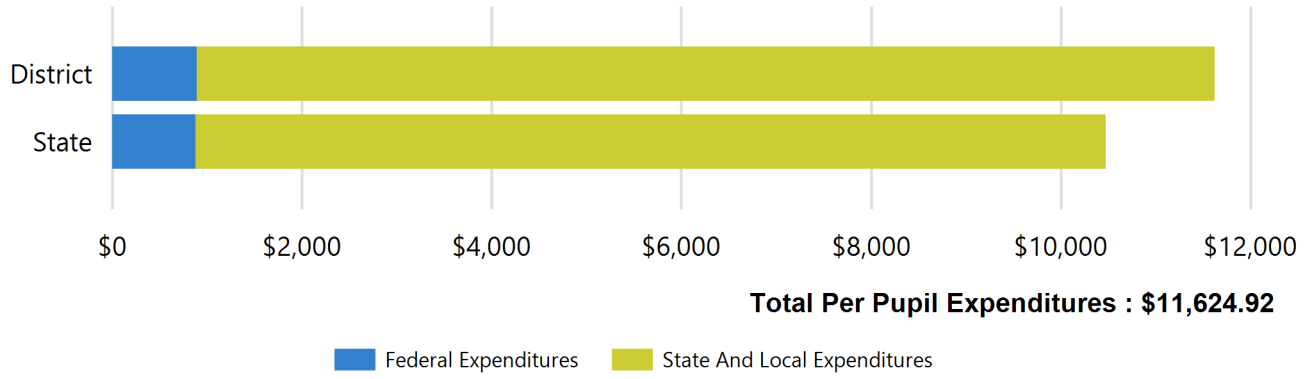
## School Finance

---

**Due to rounding, percentages on each page may not add up to 100%.**

**An asterisk ( \* ) indicates this number has been suppressed for student privacy and security reasons ([Privacy and Security Details](#)).**

### Per Pupil Expenditures for Anaconda H S



[Click here for more details on Per Pupil Expenditures](#)