

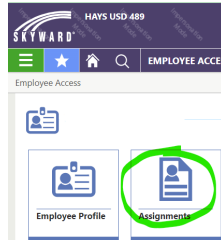
View your Skyward Schedule Work Calendar



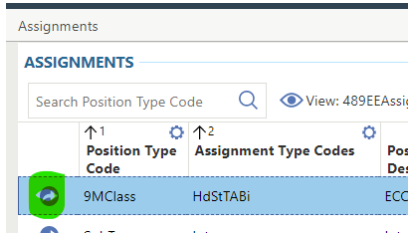
You can find your school year **Schedule** with just a few clicks.
Your **Schedule** will show you your workdays, non-workdays and holidays for the school year.

When Logged in via a **web browser**

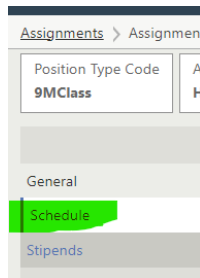
1. Click on the **Assignments** Tile



2. Click on the **swooosh** to open your primary assignment

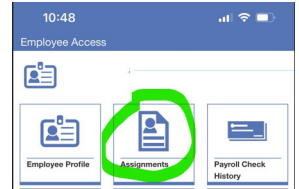


3. Click on **Schedule**

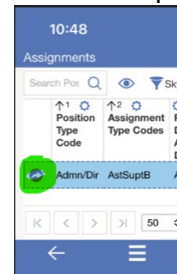


When Logged in via the Skyward App

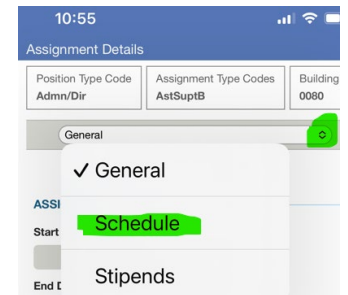
1. Tap on the **Assignments** Tile



2. Tap on the **swooosh** to open your primary assignment



3. Tap on the drop down and Tap **Schedule**



Blue Briefcase and Blue \$ = **Workday**

Grey Briefcase and \$ = **Non-Workday**

9	20	21
Hours 7:30:00	Winter Break Day 1 Hours hh:mm:ss	Winter Break Day 2 Hours hh:mm:ss
6	27	28
Winter Break Day 5 Hours hh:mm:ss	Winter Break Day 6 Hours hh:mm:ss	Winter Break Day 7 Hours 7:30:00

Grey Briefcase and Blue \$ = **Paid Holiday**