

Flute

Welcome to band!

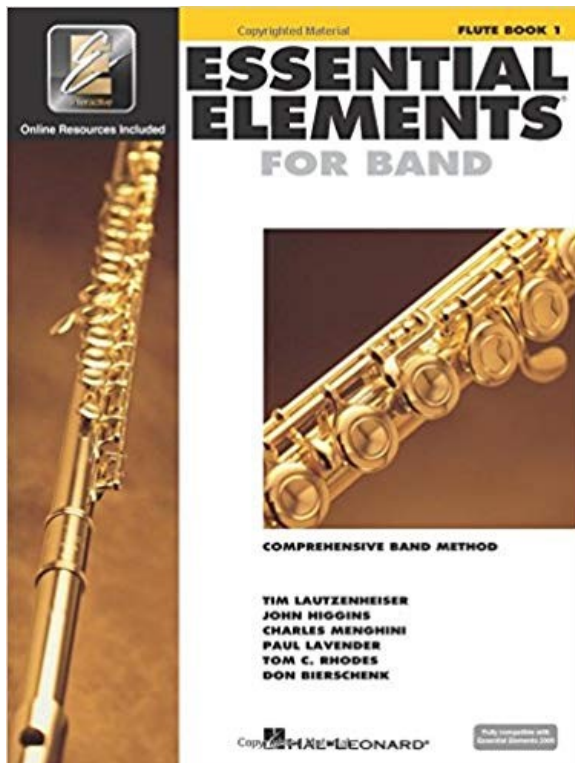
How to be successful:

- Turn in **400 Practice Minutes** every **Quarter- signed by a parent.**
- Ask for help!
- Practice with a friend!

All instruments cases **MUST** be labelled with your name!

What you need to get:

- ☐ Flute
- ☐ Essential Elements for Band Book 1 Flute
- ☐ Make sure your flute has a Tuning rod
- ☐ You will want a cleaning swab- these can be made from a piece of towel or cloth if it didn't come with one.
- ☐ 2 Pocket Folder for your music book and band music, with a pencil.



Please join us at the required Band Instrument Showing Night on September 1 at 6 PM in the intermediate Band Room. See the back for details on local music stores.

Clarinet

Welcome to band!

How to be successful:

- Turn in **400 Practice Minutes** every Quarter- signed by a parent.
- Ask for help!
- Practice with a friend!

All instruments cases **MUST** be labelled with your name!

What you need to get:

- ☐ clarinet
- ☐ Essential Elements for Band Book 1 Clarinet
- ☐ Cleaning swab
- ☐ Cork Grease
- ☐ Reeds: 5 reeds, strength of 2 for Bb (B flat) Clarinet
 - ☐ students must have **5 in their case at all times**, the rest can be kept at home as backups! (buy them online to save \$\$)
 - ☐ **We recommend buying a box and keeping them at home as backups!**
 - ☐ **Great Reed Brands** include: Rico, Vandoren, D' Addario, Mitchell Lurie
- ☐ Reed Guard 4 (this helps your reeds last longer, and save money!!!)
- ☐ 2 Pocket Folder for your music book and band music, with a pencil.



Saxophone

Please join us at the required Band Instrument Showing Night on September 1 at 6 PM in the intermediate Band Room. See the back for details on local music stores.

Welcome to band!


How to be successful:

- Turn in **400 Practice Minutes** every **Quarter- signed by a parent.**
- Ask for help!
- Practice with a friend!

All instruments cases **MUST** be labelled with your name!

What you need to get:

- ☐ Alto Saxophone
- ☐ Essential Elements for Band Book 1 Alto Saxophone
- ☐ Cleaning swab
- ☐ Cork Grease
- ☐ Neck Strap
- ☐ Reeds: 5 reeds, strength of 2 for Alto Saxophone
 - ☐ students must have **5 in their case at all times**, the rest can be kept at home as backups! (buy them online to save \$\$)
 - ☐ **We recommend buying a box and keeping them at home as backups!**
 - ☐ **Great Reed Brands** include: Rico, Vandoren, D' Addario, Mitchell Lurie
- ☐ Reed Guard 4 (this helps your reeds last longer, and save money!!!)
- ☐ 2 Pocket Folder for your music book and band music, with a pencil.



Trumpet

Welcome to band!

Please join us at the required Band Instrument Showing Night on September 1 at 6 PM in the intermediate Band Room. See the back for details on local music stores.


How to be successful:

- Turn in **400 Practice Minutes** every Quarter- signed by a parent.
- Ask for help!
- Practice with a friend!

All instruments cases **MUST**
be labelled with your name!

What you need to get:

- ☐ Trumpet
- ☐ Essential Elements for Band Book 1
Trumpet
- ☐ Mouthpiece brush
- ☐ Washcloth/hand towel for a spit rag
- ☐ 2 Pocket Folder for your music book and band music, with a pencil.



Please join us at the required Band Instrument Showing Night on September 1 at 6 PM in the intermediate Band Room. See the back for details on local music stores.

French Horn

Welcome to band!


How to be successful:

- Turn in **400 Practice Minutes** every Quarter- signed by a parent.
- Ask for help!
- Practice with a friend!

All instruments cases **MUST** be labelled with your name!

What you need to get:

- ☐ Trombone
- ☐ Essential Elements for Band Book 1
French Horn
- ☐ Cleaning cloth for slide residue- something cotton.
- ☐ Mouthpiece brush
- ☐ Washcloth/hand towel for a spit rag
- ☐ 2 Pocket Folder for your music book and band music, with a pencil.



Please join us at the required Band Instrument Showing Night on September 1 at 6 PM in the intermediate Band Room. See the back for details on local music stores.

Trombone

Welcome to band!


How to be successful:

- Turn in **400 Practice Minutes** every Quarter- signed by a parent.
- Ask for help!
- Practice with a friend!

All instruments cases **MUST** be labelled with your name!

What you need to get:

- ☐ Trombone
- ☐ Essential Elements for Band Book
Trombone
- ☐ Cleaning cloth for slide residue- something cotton.
- ☐ Mouthpiece brush
- ☐ Washcloth/hand towel for a spit rag
- ☐ 2 Pocket Folder for your music book and band music, with a pencil.



Please join us at the required Band Instrument Showing Night on September 1 at 6 PM in the intermediate Band Room. See the back for details on local music stores.

Euphonium/Baritone

Welcome to band!


How to be successful:

- Turn in 400 Practice Minutes every Quarter- signed by a parent.
- Ask for help!
- Practice with a friend!

All instruments cases MUST be labelled with your name!

What you need to get:

- ☐ Euphonium or Baritone
- ☐ Essential Elements for Band Book
- ☐ Cleaning cloth for slide residue- something cotton.
- ☐ Mouthpiece brush
- ☐ Washcloth/hand towel for a spit rag
- ☐ 2 Pocket Folder for your music book and band music, with a pencil.



Please join us at the required Band Instrument Showing Night on September 1 at 6 PM in the intermediate Band Room. See the back for details on local music stores.

Percussion

Welcome to band!

How to be successful:


- Turn in 800 Practice Minutes every Quarter- signed by a parent.
- Ask for help!
- Practice with a friend!

All instruments cases MUST be labelled with your name!

What you need to get:

******This section is by Audition ONLY- Do NOT purchase a kit until after auditions. Purchasing a percussion kit does not guarantee ******

- ☐ Percussion Kit
- ☐ Essential Elements book 1 Percussion
- ☐ 2 Pocket Folder for your music book and band music, with a pencil.




Please join us at the required Band Instrument Showing Night on September 1 at 6 PM in the intermediate Band Room. See the back for details on local music stores.

Local Music Stores

- Morgenroth Music Center

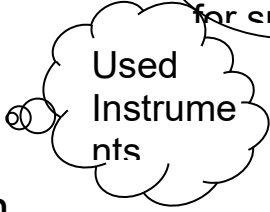
- 1105 W Sussex Ave, Missoula, MT 59801
- (406) 549-0013



Main music store in town for supplies

- Music Medics


- 333 SW Higgins Ave, Missoula, MT
- (406) 549-0889



Used Instruments

- Electronic Sound and Percussion

- 819 S Higgins Ave, Missoula, MT
- (406) 728-1117



Band Instrument Showing Night and Information Meeting

September 1 at 6PM

Intermediate Band Room and Gym

All band parents must attend

Thank you!!!

Beginning 5th Grade Band Teachers (Intermediate Building)

Elaina Blass

elainablass@ftbroncs.org

Karolei Lydell

Karoleilydell@ftbroncs.org

Please join us at the required Band Instrument Showing Night on September 1 at 6 PM in the intermediate Band Room. See the back for details on local music stores.