

Introducing Traversa Ride 360

As we head back to in-person learning on April 6, we are launching our new Traversa Ride 360™ mobile app, which provides parents and students access to their bus stop location, route, and pick up time. Set up your access today!

1. Create your account! On your desktop, laptop or mobile phone, visit: <https://ilrchmndbrtnhghsd157.traversaride360.com/> and click on Register.

Login

Username (email)

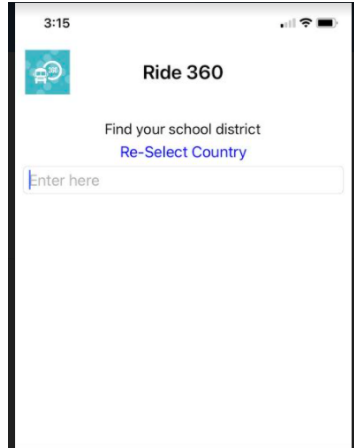
Password

LOGIN

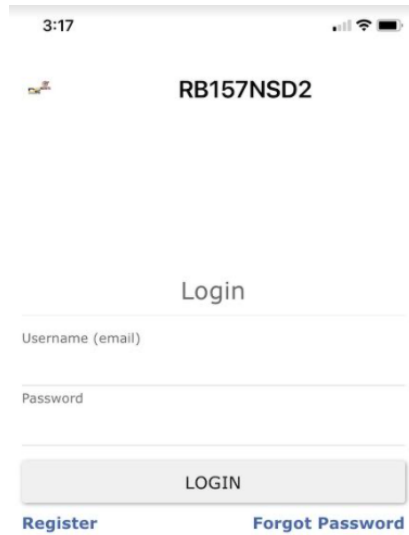
Register

Forgot Password

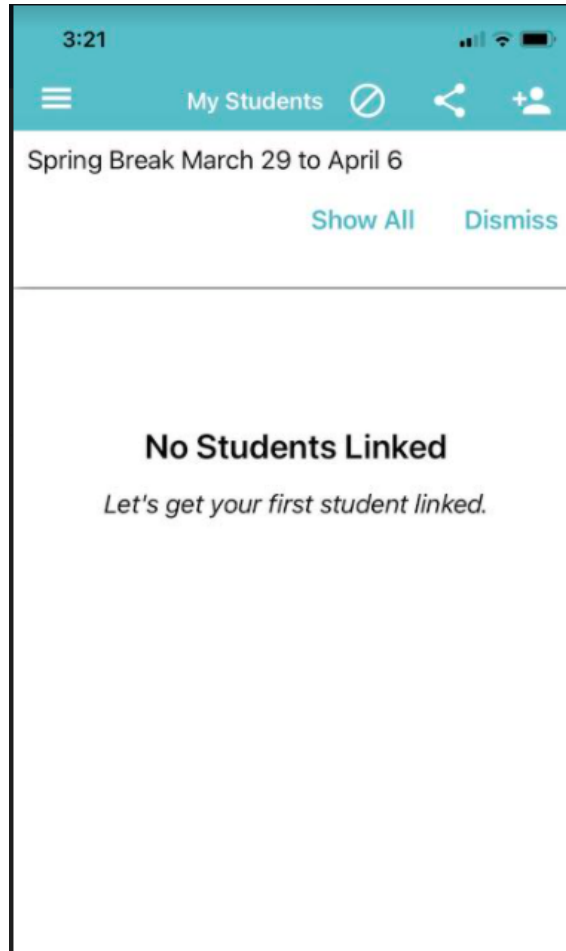
2. Create your account by entering your Username (email address) and setting a password. (click Submit). Traversa Messenger will send you an email to verify your new account. Please click the link in the email before proceeding.
3. Download the Traversa Ride 360 App from your mobile device app store.
4. Open the App, in the Find your school district screen enter: RB157NSD2




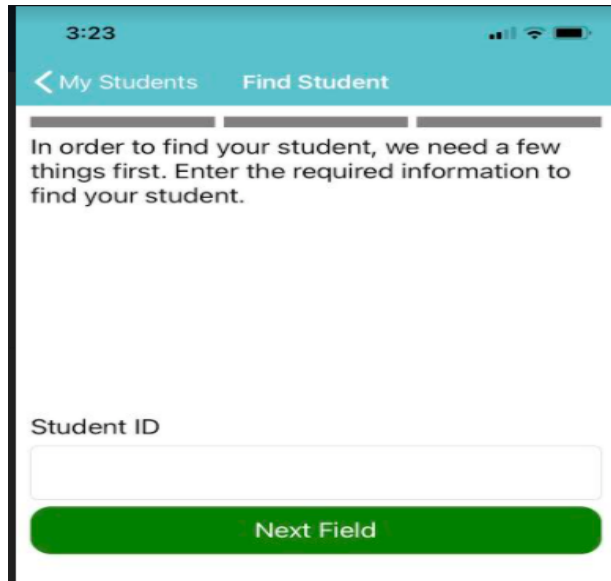
5. Login with your newly created account



6. Select Login



7. Press the  in the upper right header to find your students
8. Enter your student's "Other ID" number and last name. (The "Other ID" number can be found in Skyward Family Access on the Student Info tab.) The app will then ask for your student's last name and appropriate school.



9. Once your student is found, select Link Student.

10. Repeat steps 7 & 8 if you have additional students.

You have now successfully linked your students with the app. To view their routing information; simply tap on your student's name and routing information will be at your fingertips.

For assistance with the Ride 360 app, please contact Lori Adelizzi: ladelizzi@nsd2.com