

Independent School District #108
Regular Board Meeting:
February 22, 2021
CHS Media Center

The meeting was called to order by Chair Eischens at 6:00 PM

Board Members present: Sara Eischens, Sarah Lehrke, Kyle Strickfaden, Elroy Latzig, Shelby Erickson, Nicole Evenski, Rich Schug, Lauren Smith (Non-voting student seat)

Others in attendance: Tim Schochenmaier, Andrea Franck, Tom Erickson, Kirsten Thor, Brittany Schmidt, Sarah Hammers, Adam Halpaus, Tara Schroeder, Lydia Schrempp, Anna Meeker.

The Pledge of Allegiance was recited by the board and audience.

Eischens/Latzig to approve the Agenda as presented
Motion carried: 7-0

Schug/Lehrke to approve the Consent Agenda
Minutes

- a) Approval of Minutes
 - 1. January 25, 2021 Regular Board Meeting
- b) Payment of Invoices
- c) Correspondence
- d) Approve Field Trip(s)
- e) Human Resources Items:
 - 1. Retirement
 - 2. Lane Change
 - a). Kathy Dvorak MA to MA15
 - 3. Resignations
 - a). Kyle Lippert - MS/HS Choir
 - b). Jennifer Schneider - MS English
 - 4. New Hires
 - 5. Leave of Absence
- f). Extra-Curricular Assignments
 - a). Darrin Fox – Head Softball Coach

Motion Carried: 7-0

Eischens/Latzig to approve the Acceptance of Gifts:

- a). \$2400.00 from Jared Brewington; Cologne House Café to Kurious Kids Cologne for Pre-K lunches for the remainder of the school year.
- b). \$350.00 from Lions Club to Health Services for Audiometers
- c). \$600.00 from James Block to Food Service for K-5 afternoon Lunch

Motion Carried: 7-0

No Comments from Visitors.

Student Council report was given Anna Meeker and Lydia Schrempp. Currently in Snow Week(s); There was an “A” day and a “B” day Medallion; Both have been found. Winners will get their gift card prizes next week. Also, each class (Freshman, Sophomore, Juniors and Seniors) get a hallway to decorate. The Senior class has chosen to do a walk down memory lane as their theme.

Student Representative Report was given by Lauren Smith. Students are not really liking the student success days; some feel it is wasteful, and some don’t even come to school those days; however, most of these students are not having struggles with school. Hopefully with the gradual move back to all in person learning we can eliminate these days.

Superintendent’s report was given by Tim Schochenmaier. Progressive move toward all in person learning. 6-8 in person starting March 1; 11-12 in person starting March 8 and 9-10 in person starting March 15. Working on plans for prom and graduation; how ill these events look? How can we make these memorable moments happen while still following guidelines from the state?

Activities/Sports: MSHSL doubled allowed capacity; meaning we can have more spectators at activities and sporting events.

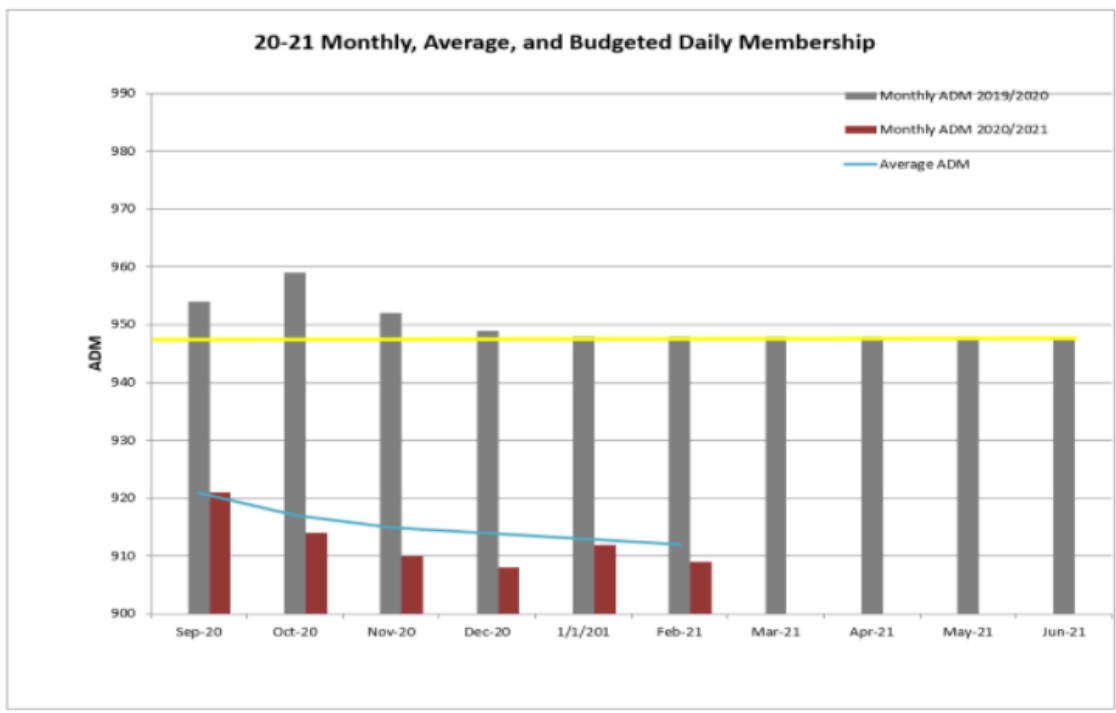
Board Reports:

Evenski: Community Ed meeting last week: with Julie Kuenzel retiring at the end of the year; the community Education board has started to make a list of qualities they would like to see in the next director.

Schug: Co-Op meeting last week went through reimbursements for SPED; what the average cost per pupil is, what we get in state and federal aid and what the districts are left with is cross-subsidy and how we get to our cross-subsidy amount.

Strickfaden: Finance Report:

Enrollment by Month



Monthly Revenue/Expense



January 2021 Data Using Proposed FY21 Revised Budget

YTD Revenues						
	20-21 Revenue Budget	20-21 Revenue to Date	% of Budget	19-20 Revenue Budget	19-20 Revenue to Date	% of Budget
General Fund	\$ 11,509,854	\$ 4,810,688	41.8%	\$ 10,396,337	\$ 4,773,719	45.9%
Food Services	\$ 488,304	\$ 149,394	30.6%	\$ 389,150	\$ 242,264	62.3%
Community Services	\$ 720,791	\$ 378,723	52.5%	\$ 846,074	\$ 501,038	59.2%
Debt Services	\$ 988,392	\$ 564,425	57.1%	\$ 996,297	\$ 573,843	57.6%
Scholarships	\$ 3,000	\$ 2,493	83.1%	\$ 3,000	\$ 403	13.4%
Student Activities	\$ -	\$ 15,943		\$ -	\$ 86,902	
Total Revenue	\$ 13,710,341	\$ 5,921,666	43.2%	\$ 12,630,858	\$ 6,178,169	48.9%

YTD Expenses						
	20-21 Expense Budget	20-21 Expenses to Date	% of Budget	19-20 Expense Budget	19-20 Expenses to Date	% of Budget
General Fund	\$ 11,876,623	\$ 5,192,735	43.7%	\$ 10,868,306	\$ 4,904,304	45.1%
Food Services	\$ 486,746	\$ 163,821	33.7%	\$ 397,260	\$ 261,256	65.8%
Community Services	\$ 769,323	\$ 368,385	46.6%	\$ 925,230	\$ 489,648	52.9%
Debt Services	\$ 990,303	\$ 985,753	99.5%	\$ 983,238	\$ 985,313	100.2%
Scholarships	\$ 3,000	\$ 1,350	45.0%	\$ 3,000	\$ 1,750	58.3%
Student Activities	\$ -	\$ 22,200		\$ -	\$ 94,469	
Total Expenses	\$ 14,125,995	\$ 6,724,244	47.6%	\$ 13,177,034	\$ 6,736,740	51.1%
Favorable/(Unfavorable)	\$ (415,654)	\$ (802,578)	193.09%	\$ (546,176)	\$ (558,571)	102.3%

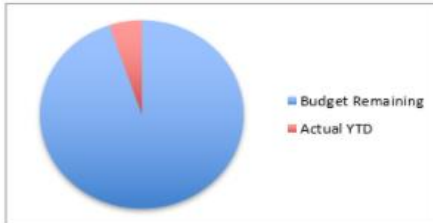
20-21 Fund Balance					
	Audit Fund Balance 7/1/20	20-21 Revenues to Date	20-21 Expenses to Date	Fund Balance 6/30/21	Favorable/(Unfavorable)
General Fund	\$ 1,995,427	\$ 4,810,688	\$ 5,192,735	\$ 1,613,380	\$ (382,047)
Food Services	\$ 105,741	\$ 149,394	\$ 163,821	\$ 91,314	\$ (14,427)
Community Services	\$ 311,308	\$ 378,723	\$ 368,385	\$ 331,646	\$ 20,338
Debt Services	\$ 210,492	\$ 564,425	\$ 985,753	\$ (210,836)	\$ (421,328)
Scholarships	\$ 34,705	\$ 2,493	\$ 1,350	\$ 35,848	\$ 1,143
Student Activities	\$ 109,199	\$ 15,943	\$ 22,200	\$ 102,942	\$ (6,257)
Total Fund Balance	\$ 2,766,872	\$ 5,921,666	\$ 6,724,244	\$ 1,964,294	\$ (802,578)

ISD 108 Promise to Voters



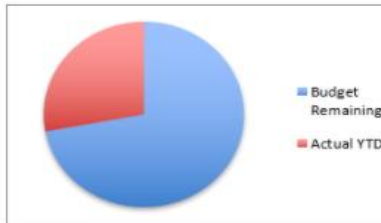
Q1 Curriculum

Budget Remaining 141,432 Actual YTD 7,749



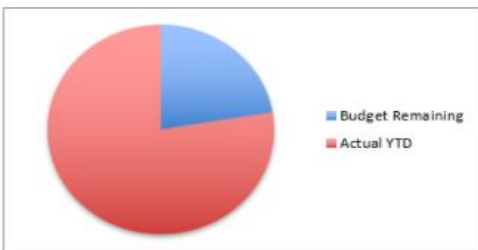
Q1 Staff Development

Budget Remaining 48,870 Actual YTD 18,963



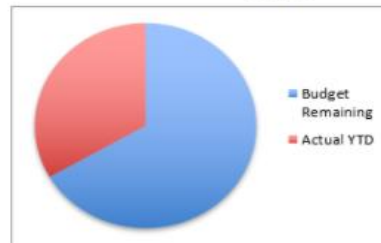
Q1 Fund Balance

Budget Remaining 119,832 Actual YTD -415,654



Q1 Maintain Class Size

Budget Remaining 308,528 Actual YTD 154,264

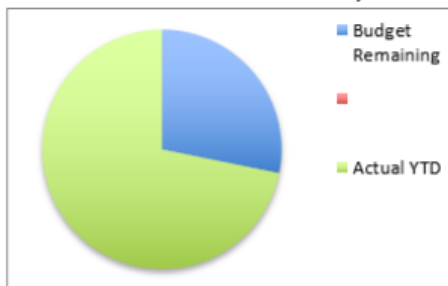


ISD 108 Promise to Voters



Q2 Tech Levy

Budget Remaining 82,220 Actual YTD 209,436



DISCUSSION ITEMS:

1. High School mid-year update
2. Fiscal Year 21 Revised Budget

YTD Revenues						
	20-21 Revenue Budget	20-21 Revenue to Date	% of Budget	19-20 Revenue Budget	19-20 Revenue to Date	% of Budget
General Fund	\$ 11,509,854	\$ 4,810,688	41.8%	\$ 10,396,337	\$ 4,773,719	45.9%
Food Services	\$ 377,243	\$ 149,394	39.6%	\$ 389,150	\$ 242,264	62.3%
Community Services	\$ 722,304	\$ 378,723	52.4%	\$ 846,074	\$ 501,038	59.2%
Debt Services	\$ 988,392	\$ 564,425	57.1%	\$ 996,297	\$ 573,843	57.6%
Scholarships	\$ 3,000	\$ 2,493	83.1%	\$ 3,000	\$ 403	13.4%
Student Activities	\$ -	\$ 15,943		\$ -	\$ 86,902	
Total Revenue	\$ 13,600,793	\$ 5,921,666	43.5%	\$ 12,630,858	\$ 6,178,169	48.9%
YTD Expenses						
	20-21 Expense Budget	20-21 Expenses to Date	% of Budget	19-20 Expense Budget	19-20 Expenses to Date	% of Budget
General Fund	\$ 11,876,623	\$ 5,192,735	43.7%	\$ 10,868,306	\$ 4,904,304	45.1%
Food Services	\$ 376,400	\$ 163,821	43.5%	\$ 397,260	\$ 261,256	65.8%
Community Services	\$ 769,323	\$ 358,385	46.6%	\$ 925,230	\$ 489,648	52.9%
Debt Services	\$ 990,303	\$ 985,753	99.5%	\$ 983,238	\$ 985,313	100.2%
Scholarships	\$ 3,000	\$ 1,350	45.0%	\$ 3,000	\$ 1,750	58.3%
Student Activities	\$ -	\$ 22,200		\$ -	\$ 94,469	
Total Expenses	\$ 14,015,649	\$ 6,724,244	48.0%	\$ 13,177,034	\$ 6,736,740	51.1%
Favorable/(Unfavorable)	\$ (414,856)	\$ (802,578)	193.46%	\$ (546,176)	\$ (558,571)	102.3%

3. Update on Superintendent Goal #1: Budget Development and Maintenance
4. Superintendent evaluation mid-year check-in

OPERATIONAL ITEMS:

Eischens/Lehrke to approve the Mission, Vision and Values presented

Motion Carried: 7-0

Latzig/Erickson to approve the FY21 Revised Budget

Motion Carried: 7-0

Next Board Meeting will be held March 22, 2021 @ 6PM @ Hamburg Community Hall

Eischens/Evenski move to close regular board meeting (7:25 PM)

Motion Carried: 7-0

Rich Schug/Clerk