

Pioneer Teacher Center

In-Service Course Catalog



2022 - 2023

FREQUENTLY ASKED QUESTIONS...

1. *Are all courses CTLE approved?*

The Pioneer Teacher Center and the Pioneer Central School District are approved providers of CTLE (Continuing Teacher and Leader Education) hours. All in-service courses listed in this catalog meet all CTLE requirements.

2. *Am I required to complete CTLE hours?*

As of July 1, 2016, all **professionally certified teachers** and **Level III Teaching Assistants** are required to complete 100 CTLE hours within the five-year registration period. **Permanently certified teachers** are not bound to the 100 CTLE hour requirement, but must still register with New York State's TEACH system every five years.

3. *Do I need to send documentation to NYSED that I have completed my CTLE hours?*

No. You must keep your CTLE Certificates of Completion in your records for a period of 8 years. You only submit documentation **if requested** by NYSED.

4. *How do I register for a course?*

To register for a course, please complete a request in My Learning Plan for the course at least two weeks prior to the start of the course you wish to take. **Please DO NOT submit a "New Request" for a Pioneer Teacher Center course. Please use the course catalog to register in MLP for your selected course.**

5. *Do I need to send a separate registration form to the Pioneer Teacher Center?*

Beginning in 2020-2021, a paper registration form **will not** be required for registration.

6. *How much do courses cost?*

Due to an increase in grant funding, for the 2022-2023 school year, there is no cost to participants. The \$100 cost will be covered by district reimbursements through the PFA contract. Future course costs will be determined by the amount of grant funding received for each school year.

7. *How will I access my online course in Schoology?*

You will be given an access code by your presenter along with clear instructions as to how to gain access to the course. Please adhere to due dates and deadlines in order to successfully complete the course. Also, please remember that all online coursework should be completed outside of normal work hours.

8. *How will I know if my course will run?*

Every effort is made to run all courses. Unfortunately, due to budgetary constraints and/or limited participants, some courses may be cancelled. The Teacher Center will contact you if a course will not run. Please sign up early to avoid cancellation.

9. *Are books provided if required for courses?*

Course participants are responsible for purchasing any required texts or materials. Pioneer Central School District and the Pioneer Teacher Center **do not** provide course materials, unless otherwise noted. Please contact the Center if you need assistance or have questions.

PIONEER TEACHER CENTER 2022 - 2023 IN-SERVICE COURSES

SEASON	COURSE DATES	WORKSHOP TITLE	TYPE	PAGE NUMBER
Summer 2022	July 1- October 3, 2022	BOOK STUDY: <i>SCIENCE OF READING: SHIFTING THE BALANCE</i>	Online - Schoology	4
Summer 2022	July 1- October 7, 2022	ENGAGING STUDENTS WITH POVERTY IN MIND	Online- Schoology	5
Summer 2022	July 5, 6, 7, 8, 2022	DIFFERENTIATED INSTRUCTION AND NGLS	Hybrid	6
Summer 2022	July 5-6, 2022	INFUSING TECHNOLOGY INTO NGLS	Hybrid	7
Summer 2022	July 5-8, 2022	SAFETY FIRST -PHYSICAL EDUCATION	Hybrid	8
Summer 2022	July 6- November 1, 2022	PBIS – POSTIVE BEHAVIOR INTERVENTIONS	Online - Schoology	9
Summer 2022	July 11- 14, 2022	MICROSOFT APPLICATIONS TO SUPPORT NGLS	Hybrid	10
Summer 2022	August 8-11, 2022	BUILDING THE FOUNDATION OF A THOUGHTFUL CLASSROOM	Hybrid	11
Fall 2022	October 3, 2022- January 31, 2023	IMPROVE EVERY LESSON WITH SOCIAL EMOTIONAL LEARNING (SEL)	Online - Schoology	12
Fall 2022	October 6, 2022- January 29, 2023	AUTISM SPECTRUM DISORDERS	Online - Schoology	13
Fall 2022	November 6, 2022- April 5, 2023	MATH FACT FLUENCY	Online - Schoology	14
Spring 2023	January 10, February 7, and March 7, 2023	INFUSING TECHNOLOGY INTO NGLS	Hybrid	15
Spring 2023	January 9- April 7, 2023	BOOK STUDY: <i>NOTICE AND NOTE</i>	Online - Schoology	16
Spring 2023	February 6- May 5, 2023	BOOK STUDY: <i>THE NEW NORMAL</i>	Online - Schoology	17
Summer/Fall/Spring		INDEPENDENT STUDY		18
IN-SERVICE COURSE INFORMATION / MLP				19

NEW TEACHER INDUCTION IN-SERVICE REQUIRED COURSES

New teachers must complete *Thoughtful Education*, *Engaging Students with Poverty in Mind*, *PBIS* and one technology class (Technology Resources and NGLS OR Microsoft Applications to Support NGLS) as a part of Pioneer's New Teacher Induction Program. These courses may be completed in any order. Participation in these courses will depend on hire date of new teachers. **ANYONE** may sign up for these courses, but preference will be given to new teachers.

Summer 2022		
COURSE TITLE: BOOK STUDY: <i>SHIFTING THE BALANCE – 6 WAYS TO BRING THE SCIENCE OF READING INTO THE BALANCED LITERACY CLASSROOM</i>		
COURSE DATES: July 1- October 3, 2022		COURSE TIMES: Online - Schoology
COURSE HOURS: 28		COURSE TYPE: Online
CTLE TYPE:	CONTENT <input type="checkbox"/>	PEDAGOGY <input checked="" type="checkbox"/> ELL <input type="checkbox"/>
COURSE PRESENTER: Jill Wilkie		
COURSE DESCRIPTION: <p>In <i>Shifting the Balance: 6 Ways to Bring the Science of Reading into the Balanced Literacy Classroom</i>, Jan Burkins and Kari Yates share research, best practices and suggest new strategies to help our youngest readers to succeed. Across six shifts of reading, each chapter identifies a common instructional practice to reconsider, explores various misunderstandings that establish and keep that practice in play, shares research to support reconsideration, proposes an instructional shift to apply a new perspective and details several high-leverage instructional routines to support implementation of that shift. The ideas about balanced literacy instruction presented in the text can be used and/or modified for varied age ranges and levels but are best suited for elementary-aged students.</p> <p>This online book study requires the learner to read individual chapters of the text, respond to various reader response questions and discussion posts, and complete activities related to the readings. After the learning component of the course, a final project will be completed to apply new learning.</p> <p>At the completion of the course and after implementing varied activities, strategies and final project in the classroom, participants will complete a Reflection Form and Presenter/Workshop Final Evaluation in My Learning Plan.</p>		
BOOK REQUIREMENT: <i>Shifting the Balance: 6 Ways to Bring the Science of Reading into the Balanced Literacy Classroom</i> Jan Burkins, Kari Yates ISBN: 978-1-62531-510-6 PLEASE NOTE: Course participants are responsible for purchasing any required texts or materials. Pioneer Central School District and the Pioneer Teacher Center do not provide course materials. Please contact the Center if you have any questions.		

Summer 2022		
COURSE TITLE: ENGAGING STUDENTS WITH POVERTY IN MIND <i>(Adapted from Eric Jensen)</i>		
COURSE DATES: July 1 – October 7, 2022		COURSE TIMES: Online- Schoology
COURSE HOURS: 28		COURSE TYPE: Online
CTLE TYPE:	CONTENT <input type="checkbox"/>	PEDAGOGY <input checked="" type="checkbox"/>
ELL <input type="checkbox"/>		
COURSE PRESENTERS: Tiffany Giannicchi and Mellisa Devitt		
COURSE DESCRIPTION: Teachers will learn the risk factors that adversely affect students living in poverty. Students living in poverty come to school with chronic stress, social and emotional challenges, cognitive lags and health and safety issues. The good news is schools can change the brain. During this course, participants will learn practical strategies for raising student achievement and building relationships related to socioeconomic status and essential for student success. At the completion of the course and after implementing varied activities, strategies and final project with students, participants will complete a Reflection Form and Presenter/Workshop Final Evaluation in My Learning Plan.		
BOOK REQUIREMENT: <i>Engaging Students with Poverty in Mind</i> Eric Jensen ISBN 978-1-4166-1572-9 PLEASE NOTE: Course participants are responsible for purchasing any required texts or materials. Pioneer Central School District and the Pioneer Teacher Center do not provide course materials. Please contact the Center if you have any questions.		

*** NEW TEACHER INDUCTION PROGRAM-REQUIRED COURSE***

Summer 2022		
COURSE TITLE: DIFFERENTIATED INSTRUCTION AND NGLS		
COURSE DATES: July 5, 6, 7, 8, 2022	COURSE TIMES: 7:30 am to 2:30 pm (Zoom)	
COURSE HOURS: 28	COURSE TYPE: Hybrid	
CTLE TYPE:	CONTENT <input type="checkbox"/>	PEDAGOGY <input checked="" type="checkbox"/> ELL <input type="checkbox"/>
COURSE PRESENTER: Mark Dziob		
COURSE DESCRIPTION: <p>Differentiated Instruction and NGLS incorporates current brain research and Next Generation Learning Standards to help answer “yes” to the age-old question, “Are we doing anything fun today? Numerous “hands-on” and physically active lessons will be demonstrated and adapted to any grade level or subject area. Participants will have the opportunity to explore and develop vocabulary-based and kinesthetic lessons designed to increase student motivation, engagement, and friendly competition in the classroom.</p> <p>At the completion of the course and after implementing varied activities, strategies and final project with students, participants will complete a Reflection Form and Presenter/Workshop Final Evaluation in My Learning Plan.</p>		
BOOK REQUIREMENT: None		
PLEASE NOTE: <i>Course participants are responsible for purchasing any required texts or materials.</i> Pioneer Central School District and the Pioneer Teacher Center do not provide course materials. Please contact the Center if you have any questions.		

Summer 2022		
COURSE TITLE: INFUSING TECHNOLOGY INTO NGLS		
COURSE DATES: July 5-6, 2022	COURSE TIMES: July 5: 7:30 – 2:00 p.m. (6 hours Zoom with 30-minute lunch) July 6: 7:30-1:30 p.m. (6 hours Zoom) Remaining 16 hours online - Schoology	
COURSE HOURS: 28	COURSE TYPE: Hybrid	
CTLE TYPE:	CONTENT <input type="checkbox"/>	PEDAGOGY <input checked="" type="checkbox"/> ELL <input type="checkbox"/>
COURSE PRESENTER: Jason Wilkie		
COURSE DESCRIPTION: <p>This class will focus on using technology tools to support the Next Generation Learning Standards (NGLS). Participants will receive instruction in a variety of technology tools. Participants will discover how to use these programs to enhance classroom instruction and assessment while also aligning instruction to the NGLS. There will be work time to explore and create lessons using technology with support and troubleshooting from the presenter. All experience and comfort levels welcome.</p> <p>At the completion of the course and after implementing varied activities, strategies and final project with students, participants will complete a Reflection Form and Presenter/Workshop Final Evaluation in My Learning Plan.</p>		
BOOK REQUIREMENT: None		
PLEASE NOTE: <i>Course participants are responsible for purchasing any required texts or materials.</i> Pioneer Central School District and the Pioneer Teacher Center do not provide course materials. Please contact the Center if you have any questions.		

MEETS NEW TEACHER INDUCTION PROGRAM TECHNOLOGY COURSE REQUIREMENT

Summer 2022		
COURSE TITLE: SAFETY FIRST- PHYSICAL EDUCATION		
COURSE DATES: July 5-8, 2022	COURSE TIMES: 7:30 am to 2:30 pm	
COURSE HOURS: 28	COURSE TYPE: Hybrid	
CTLE TYPE:	CONTENT <input checked="" type="checkbox"/>	PEDAGOGY <input type="checkbox"/> ELL <input type="checkbox"/>
COURSE PRESENTER: Christopher Edwards		
COURSE DESCRIPTION: <p>The class will focus on two major areas this year:</p> <ol style="list-style-type: none"> 1. Participants will focus on the continued incorporation of the NEW NYS PE standards into their unit plans. 2. Participants will update all health and safety certifications (CPR, AED, Concussion, etc) <p>At the completion of the course and after implementing varied activities, strategies and final project with students, participants will complete a Reflection Form and Presenter/Workshop Final Evaluation in My Learning Plan.</p>		
BOOK REQUIREMENT: None		
<p>PLEASE NOTE: <i>Course participants are responsible for purchasing any required texts or materials.</i> Pioneer Central School District and the Pioneer Teacher Center do not provide course materials. Please contact the Center if you have any questions.</p>		

Summer 2022		
COURSE TITLE: POSITIVE BEHAVIOR INTERVENTION STRATEGIES (PBIS)		
COURSE DATES: July 6, 2022 – November 1, 2022		COURSE TIMES: Online—Schoology
COURSE HOURS: 28		COURSE TYPE: Online
CTLE TYPE:	CONTENT <input type="checkbox"/>	PEDAGOGY <input checked="" type="checkbox"/> ELL <input type="checkbox"/>
COURSE PRESENTERS: Allison Schwab and Lindsey Staub		
COURSE DESCRIPTION: <p>This course supports the Pioneer School District's PBIS (Positive Behavioral Interventions and Supports) initiative. Through collaborating, completing book studies, and implementing theories within the classroom, this class is aimed at improving school and classroom culture.</p> <p>This course will help develop and understanding for ways in which the development of character education can be embedded in daily practices within the classroom. It will include behavior management strategies, growth mindset theory, and the development of positive learning communities. Heavy emphasis will be placed on Marvin Marshall's <i>Discipline without Stress, Punishments, or Rewards</i> and Carol Dweck's research-based theory on the power of fostering a growth mindset. In addition, best practices from Teaching with Love and Logic and Capturing Kids Hearts will be discussed.</p> <p>All work for this course will be completed online through Schoology. After the learning component of the course, a final project will be completed. At the completion of the course and after implementing varied activities, strategies and final project with students, participants will complete a Reflection Form and Presenter/Workshop Final Evaluation in My Learning Plan.</p>		
BOOK REQUIREMENT: <p>-<i>Growth Mindset in the Classroom</i> by Mary Cay Ricci (ISBN 1618210815) -<i>Discipline Without Stress, Punishments, or Rewards</i> by Marvin Marshall (ISBN 978-1935636-89-2)</p> <p>PLEASE NOTE: Course participants are responsible for purchasing any required texts or materials. Pioneer Central School District and the Pioneer Teacher Center do not provide course materials. Please contact the Center if you have any questions.</p>		

NEW TEACHER INDUCTION PROGRAM-REQUIRED COURSE

Summer 2022		
COURSE TITLE: MICROSOFT APPLICATIONS TO SUPPORT NEXT GENERATION LEARNING STANDARDS		
COURSE DATES: July 11-14, 2022	COURSE TIMES: 7:30 a.m. – 2:30 p.m. (Teams)	
COURSE HOURS: 28	COURSE TYPE: Hybrid	
CTLE TYPE:	CONTENT <input type="checkbox"/>	PEDAGOGY <input checked="" type="checkbox"/> ELL <input type="checkbox"/>
COURSE PRESENTERS: Ken Flaszka		
COURSE DESCRIPTION: <p>Microsoft Office 365 is a suite of cloud-based productivity and collaboration applications that integrates all Microsoft's existing online applications (Word, Excel, PowerPoint, OneNote, Outlook, Publisher, Sway, Access, etc.) into a cloud service, adding Microsoft Teams as the main communication and collaboration applications.</p> <p>One of the biggest advantages of Office 365 is the ability to work from anywhere as long as you have a reliable internet connection. Because it's entirely cloud-based, you can access your email, files, and Office programs (Word, PowerPoint, Excel, etc.) from any location or any device.</p> <p>At the completion of the course and after implementing varied activities, strategies and final project with students, participants will complete a Reflection Form and Presenter/Workshop Final Evaluation in My Learning Plan.</p>		
BOOK REQUIREMENTS: None		
<p>PLEASE NOTE: <i>Course participants are responsible for purchasing any required texts or materials.</i> Pioneer Central School District and the Pioneer Teacher Center do not provide course materials. Please contact the Center if you have any questions.</p>		

MEETS NEW TEACHER INDUCTION PROGRAM TECHNOLOGY COURSE REQUIREMENT

Summer 2022		
COURSE TITLE: BUILDING THE FOUNDATION OF A THOUGHTFUL CLASSROOM		
COURSE DATES: August 8 – August 11, 2022		COURSE TIMES: 7:30 a.m. – 2:00 p.m. plus assignments
COURSE HOURS: 28		COURSE TYPE: Hybrid
CTLE TYPE:	CONTENT <input type="checkbox"/>	PEDAGOGY <input checked="" type="checkbox"/> ELL <input type="checkbox"/>
COURSE PRESENTER: Joyce Jackson		
COURSE DESCRIPTION: <p>Teachers will learn the Ten Dimensions of the Thoughtful Classroom Teacher Effectiveness Framework and explore the resources of the Thoughtful Classroom Tools Series. During this course, participants will learn the attributes of the different types of learning styles of students and explore tools for differentiating instruction and assessment. Participants will take a Learning Style Inventory to assess their own preferences for learning and discuss the importance of planning lessons that engage and appeal to a variety of learners in the classroom. Participants will produce a finished product to use in the classroom and apply the tools Task Rotation and Questioning in Style.</p> <p>Day 1: The Thoughtful Classroom Teacher Effectiveness Framework Day 2: Tools for a Successful School Year and Tools for Thoughtful Assessment Day 3: Tools That Work in Classroom Instruction and Tools for Thoughtful Day 4: Tools for Igniting Curiosity</p> <p>The culminating project is to complete a well-planned unit of study (2 week), using the Learning Window and Five Episodes found within the teacher framework. At the completion of the course and after implementing varied activities, strategies and final project in the classroom, participants will complete a Reflection Form and Presenter/Workshop Final Evaluation in My Learning Plan.</p>		
BOOK REQUIREMENTS: <p>Thoughtful Education Tools Series:</p> <ul style="list-style-type: none"> • Tools for a Successful School Year • Tools for Thoughtful Assessment • Tools That Work in Classroom Instruction • Tools for Igniting Curiosity <p>*Math teachers involved should have the Math Tools Series Set Adult Learning Style Inventory</p> <p>Pioneer Central School District provides new teachers with the necessary books for this course.</p>		

NEW TEACHER INDUCTION PROGRAM-REQUIRED COURSE

Fall 2022		
COURSE TITLE: IMPROVE EVERY LESSON WITH SOCIAL EMOTIONAL LEARNING (SEL)		
COURSE DATES: October 3, 2022- January 31, 2023	COURSE TIMES: Online -- Schoology	
COURSE HOURS: 28	COURSE TYPE: Online	
CTLE TYPE:	CONTENT <input type="checkbox"/>	PEDAGOGY <input checked="" type="checkbox"/> ELL <input type="checkbox"/>
COURSE PRESENTER: Erin Gonser		
COURSE DESCRIPTION: <p>Jeffrey Benson provides explicit, step-by-step guidance on how to incorporate social and emotional learning (SEL) into K–12 lesson planning—without imposing a separate SEL curriculum.</p> <p>This book identifies SEL skills in three broad categories: skills for self, interpersonal skills, and skills as a community member. It offers research-based strategies for integrating these skills into every section of lesson plans, from introducing a topic in a way that sparks students' interest, to accessing prior knowledge, providing direct instruction, allowing time for experimentation and discovery, using formative assessment, and closing a lesson in a purposeful rather than haphazard manner.</p> <p>In addition to practical advice on lesson planning that can lead to improved student motivation and achievement, Benson offers inspiration, urging both new and veteran teachers to seize every opportunity to develop caring, joyful communities of learners whose experiences and skills can contribute to a better, more equitable world both inside and outside the classroom.</p> <p>This online book study requires the learner to read the text and respond to questions and discussion boards and complete activities related to the readings. The learner will also need to complete a final project demonstrating the application of new learning.</p> <p>At the completion of the course and after implementing varied activities, strategies and final project with students, participants will complete a Reflection Form and Presenter/Workshop Final Evaluation in My Learning Plan.</p>		
BOOK REQUIREMENT: <i>Improving Every Lesson Plan with SEL</i> Jeffrey Benson ISBN: 978-1416630012 PLEASE NOTE: Course participants are responsible for purchasing any required texts or materials. Pioneer Central School District and the Pioneer Teacher Center do not provide course materials. Please contact the Center if you have any questions.		

Fall 2022		
COURSE TITLE: AUTISM SPECTRUM DISORDERS		
COURSE DATES: October 6, 2022- January 29, 2023		COURSE TIMES: Online - Schoology
COURSE HOURS: 28		COURSE TYPE: Online
CTLE TYPE:	CONTENT <input type="checkbox"/>	PEDAGOGY <input checked="" type="checkbox"/> ELL <input type="checkbox"/>
COURSE PRESENTER: Jenelle Reagan		
COURSE DESCRIPTION: <p>In this course, participants will gain a deeper understanding of Autism Spectrum Disorder by taking a look at challenges that students with ASD face related to anxiety, sensory processing, communication and socialization. This course offers preventative and responsive strategies that can be used in both an inclusive setting and a self-contained setting. Participants will create and acquire a variety of tools and resources (visual aids, apps, classwork modifications) to support individual learners.</p> <p>At the completion of the course and after implementing varied activities, strategies and final project with students, participants will complete a Reflection Form and Presenter/Workshop Final Evaluation in My Learning Plan.</p>		
BOOK REQUIREMENT: <i>Autism Spectrum Disorders in the Inclusive Classroom, 2nd Edition: How to Reach & Teach Students with ASD</i> <i>By Barbara Boroson</i> <i>ISBN-13: 978-1338038545</i>		
PLEASE NOTE: Course participants are responsible for purchasing any required texts or materials. Pioneer Central School District and the Pioneer Teacher Center do not provide course materials. Please contact the Center if you have any questions.		

Fall 2022		
COURSE TITLE: MATH FACT FLUENCY		
COURSE DATES: November 6, 2022 – April 5, 2023		COURSE TIMES: Online - Schoology
COURSE HOURS: 28		COURSE TYPE: Online
CTLE TYPE:	CONTENT <input type="checkbox"/>	PEDAGOGY <input checked="" type="checkbox"/> ELL <input type="checkbox"/>
COURSE PRESENTER: Jennifer Palmerton		
COURSE DESCRIPTION: <p>Looking to help students with math fact fluency? In this course participants will be studying the book, Math Fact Fluency by Jennifer Bay-Williams.</p> <p>Bay-Williams covers the five fundamentals of fact fluency, which provide a research-based framework for effective instruction of basic math facts. The text also offers strategies students can use to find facts that are not yet memorized. The book includes 40 simple games that provide engaging fact practice and over 20 assessment tools that provide useful data on fact fluency and mastery. The book study offers tools for working with families to help their students master their basic math facts. Math Fact Fluency is an indispensable guide for any educator who needs to teach basic math facts.</p> <p>At the completion of the course and after implementing varied activities, strategies and final project with students, participants will complete a Reflection Form and Presenter/Workshop Final Evaluation in My Learning Plan.</p>		
BOOK REQUIREMENT: <i>Math Fact Fluency</i> Jennifer Bay-Williams ISBN: 978-1-4166-2699-2 <i>PLEASE NOTE: Course participants are responsible for purchasing any required texts or materials.</i> Pioneer Central School District and the Pioneer Teacher Center do not provide course materials. Please contact the Center if you have any questions.		

Spring 2023		
COURSE TITLE: INFUSING TECHNOLOGY INTO NGLS		
COURSE DATES: January 10, February 7, March 7, 2023 and 16 hours online		COURSE TIMES: 4:00 – 8:00 p.m. Online -- Schoology
COURSE HOURS: 28		COURSE TYPE: Hybrid
CTLE TYPE:	CONTENT <input type="checkbox"/>	PEDAGOGY <input checked="" type="checkbox"/> ELL <input type="checkbox"/>
COURSE PRESENTER: Jason Wilkie		
COURSE DESCRIPTION: <p>This class will focus on using technology tools to support the Next Generation Learning Standards (NGLS). Participants will receive instruction in a variety of technology tools. Participants will discover how to use these programs to enhance classroom instruction and assessment while also aligning instruction to the NGLS. There will be work time to explore and create lessons using technology with support and troubleshooting from the presenter. All experience and comfort levels welcome.</p> <p>At the completion of the course and after implementing varied activities, strategies and final project with students, participants will complete a Reflection Form and Presenter/Workshop Final Evaluation in My Learning Plan.</p>		
BOOK REQUIREMENT: None		
<p>PLEASE NOTE: Course participants are responsible for purchasing any required texts or materials. Pioneer Central School District and the Pioneer Teacher Center do not provide course materials. Please contact the Center if you have any questions.</p>		

MEETS NEW TEACHER INDUCTION PROGRAM TECHNOLOGY COURSE REQUIREMENT

Spring 2023

COURSE TITLE:

BOOK STUDY – *NOTICE AND NOTE: STRATEGIES FOR CLOSE READING*

COURSE DATES:

January 9- April 7, 2023

COURSE TIMES:

Online – Schoology

COURSE HOURS: 28

COURSE TYPE: online

CTLE TYPE:

CONTENT ☐

PEDAGOGY ☒

ELL ☐

COURSE PRESENTER: Jill Wilkie

COURSE DESCRIPTION:

The Notice & Note close reading protocol, which is embedded throughout HMH Into Reading and HMH Into Literature™, invites students not only into the text but also into the conversation—empowering them to become critical thinkers and effective communicators. In *Notice & Note: Strategies for Close Reading*, Kylene Beers and Robert Probst examine the new emphasis on text-dependent questions, rigor, text complexity and what it means to be literate in the 21st century. The authors identify the six signposts that help readers notice significant moments in a work of literature, provide six text-dependent anchor questions that help readers take note and read more closely and offer six Notice and Note model lessons that help introduce each signpost to students.

The Notice & Note close reading protocol presented in the text can be used and/or modified for varied age ranges and levels but are best suited for upper elementary through high school students.

This online book study requires the learner to read individual chapters of the text, respond to various reader response questions and discussion posts, and complete activities related to the readings. After the learning component of the course, a final project will be completed to apply new learning.

At the completion of the course and after implementing varied activities, strategies and final project in the classroom, participants will complete a Reflection Form and Presenter/Workshop Final Evaluation in My Learning Plan.

BOOK REQUIREMENT:

Notice and Note: Strategies for Close Reading

Kylene Beers, Robert E. Probst

ISBN: 978-0-325-04693-8

PLEASE NOTE: Course participants are responsible for purchasing any required texts or materials. Pioneer Central School District and the Pioneer Teacher Center do not provide course materials. Please contact the Center if you have any questions.

Spring 2023		
COURSE TITLE: BOOK STUDY: <i>THE NEW NORMAL</i>		
COURSE DATES: February 6, 2023- May 5, 2023	COURSE TIMES: Online – Schoology	
COURSE HOURS: 28	COURSE TYPE: online	
CTLE TYPE:	CONTENT <input type="checkbox"/>	PEDAGOGY <input checked="" type="checkbox"/> ELL <input type="checkbox"/>
COURSE PRESENTERS: Laura Irizarry and Steve Zabaldo		
COURSE DESCRIPTION: <p>Many teachers and students now understand how to access class materials and assignments online but how do we engage those same students to actually participate online? This course will center on a book study of Doug Lemov's newly released book: <i>Teaching in the Online Classroom – Surviving and Thriving in the New Normal</i>.</p> <p><i>The New Normal</i> features real-world examples you can apply and adapt right away in your own online classroom to allow you to survive and thrive online. Course participants will read and respond to sections of <i>The New Normal</i> and supplemental video resources by answering a variety of reader response questions and participating in discussion boards. The course participants will complete activities related to the sources along with a final project in order to apply the new learning from the course.</p> <p>At the completion of the course and after implementing varied activities, strategies and final project with students, participants will complete a Reflection Form and Presenter/Workshop Final Evaluation in My Learning Plan.</p>		
BOOK REQUIREMENT: <i>Teaching in the Online Classroom: Surviving and Thriving in the New Normal</i> By Doug Lemov ISBN number: 978-1119762935		
PLEASE NOTE: <i>Course participants are responsible for purchasing any required texts or materials.</i> Pioneer Central School District and the Pioneer Teacher Center do not provide course materials. Please contact the Center if you have any questions.		

INDEPENDENT STUDY OPTION

Summer, Fall or Spring		
COURSE TITLE: INDEPENDENT STUDY		
COURSE DATES: TBA		COURSE TIMES: TBA
COURSE HOURS: 28		COURSE TYPE: TBA
CTLE TYPE:	CONTENT <input type="checkbox"/>	PEDAGOGY <input type="checkbox"/> ELL <input type="checkbox"/>
COURSE PRESENTER: --		
COURSE DESCRIPTION: <p>In order to receive credit for an independent study, you must complete the Independent Study Checklist found at: https://www.pioneerschools.org/o/pioneer-csd/page/independent-study-course-forms</p> <ol style="list-style-type: none"> 1. Complete the Independent Study proposal form and receive approval and signature from your building principal or immediate supervisor. 2. Submit proposal to the Teacher Center. Proposals for 2021-2022 must be submitted by the last Friday in March. Proposals for Summer 2022 must be submitted by the last Friday in April. The proposal will then be forwarded to the Director of Curriculum, Instruction & Technology for approval and signature. 3. The Policy Board will vote on initial approval at their next scheduled meeting. After initial approval, the Teacher Center will create your Independent Study in MLP and notify you that you can now find your course in the catalog and enroll. DO NOT CREATE A NEW REQUEST. 4. Submit the Pre-Evaluation survey in My Learning Plan (MLP). 5. After your independent study, complete the following in My Learning Plan (MLP): *Post Evaluation Survey *Reflection Form 6. Return this course form and all evidence of work completed to the Teacher Center for final course approval by the last Thursday in May. This work will be submitted to the Pioneer Teacher Center Policy Board for final approval at the next scheduled meeting. The Policy Board meets the first Monday of every month. 7. The Policy Board reserves the right to request a presentation of your final project during a Policy Board meeting. 		

IN-SERVICE COURSE INFORMATION

REGISTRATION

Please register in My Learning Plan. A paper registration form is not required for Pioneer staff. Please be sure to register using the course catalog in My Learning Plan. ***Please DO NOT submit a “New Request” for a Pioneer Teacher Center course.***

Important Reminders:

- ✓ MLP (My Learning Plan) District approval is required for Pioneer staff for in-service credit. **Please remember – do not begin a course without district approval.**
- ✓ It is recommended that you register for a course at least two weeks prior to the start of the course to allow for required district approvals.

Additional Reminders

- ✓ A pre-evaluation survey and presenter/workshop post-evaluation survey in My Learning Plan are required by the Pioneer Teacher Center.
- ✓ An In-Service Reflection Form is a Pioneer Central School District and Pioneer Teacher Center requirement, which must be submitted directly in My Learning Plan, following application of new learning.
- ✓ Upon successful completion of all coursework, surveys and In-Service Reflection Form, a CTLE certificate will be available to print from MLP and completion of all requirements will be communicated to District Office to meet stipend/reimbursement requirements.
- ✓ ***Please complete all coursework, surveys and In-Service Reflection Form by designated due dates to ensure timely processing of paperwork by your instructor, the Teacher Center and District.***

MY LEARNING PLAN (MLP) HELPFUL HINTS

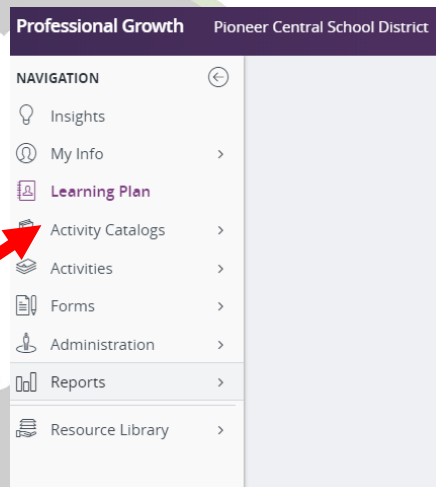
Pioneer Central Schools – Pioneer Teacher Center

REGISTERING FOR A COURSE

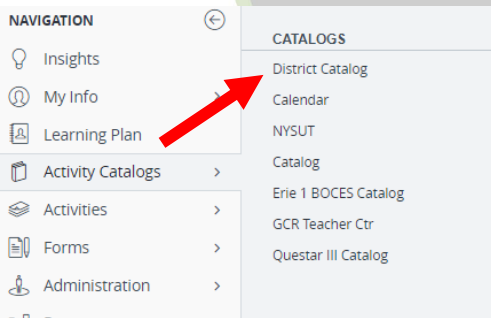
All Pioneer staff must register for a course through the catalog in My Learning Plan. Please DO NOT create your own request. **If you create your own request for a Pioneer Teacher Center course, your registration will not be received, and you will not be included on the official roster.**

Directions:

1. Log in to MLP.
2. Click on Activity Catalogs.



3. Click on District Catalog.



4. Click on the name of the course you wish to take.
5. Click on "Request Approval."

Registration Options

Request Approval

6. Answer the question about special education.

A screenshot of a form titled 'Instructions'. It contains a question: 'Are you in the Special Education Department?'. Below the question are two radio buttons labeled 'YES' and 'NO'. A red arrow points to the 'YES' radio button.

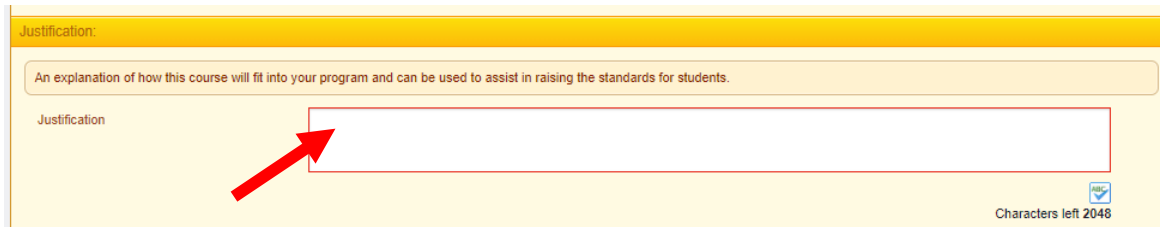
7. Find the box marked “Justification.” Fill in your justification for taking the course.

Justification:

An explanation of how this course will fit into your program and can be used to assist in raising the standards for students.

Justification

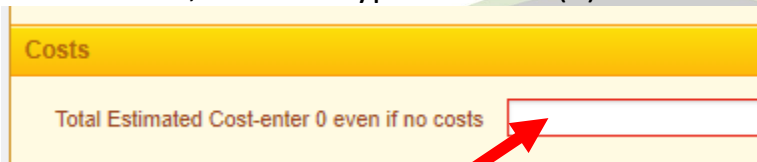
Characters left 2048

A screenshot of a web form titled "Justification:". Below the title is a light yellow box containing the instruction "An explanation of how this course will fit into your program and can be used to assist in raising the standards for students." Below this is a larger white text input box with a red border. A red arrow points to the top-left corner of this input box. In the bottom right corner of the form, there is a small blue icon and the text "Characters left 2048".

8. Find the box, “Costs.” Type in a zero (0).

Costs

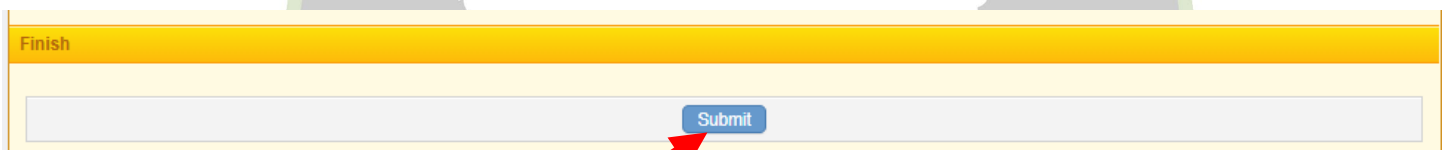
Total Estimated Cost-enter 0 even if no costs

A screenshot of a web form titled "Costs". Below the title is a light yellow box containing the instruction "Total Estimated Cost-enter 0 even if no costs". Below this is a white text input box with a red border. A red arrow points to the top-right corner of this input box.

9. Scroll to the bottom. Click “Submit.”

Finish

Submit

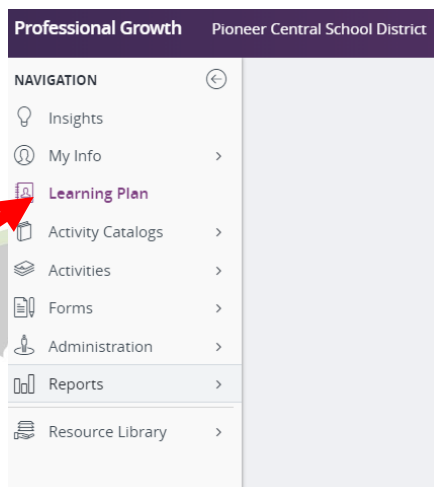
A screenshot of the bottom of a web form. At the top of this section is a yellow bar with the word "Finish" in black. Below this is a long, light gray horizontal bar. A blue button with the word "Submit" in white is positioned in the center of this gray bar. A red arrow points to the button. Below the gray bar is a large, faint watermark of a circular seal featuring a tree and a banner that reads "Pioneer Teacher Center".

PRE-EVALUATION SURVEY

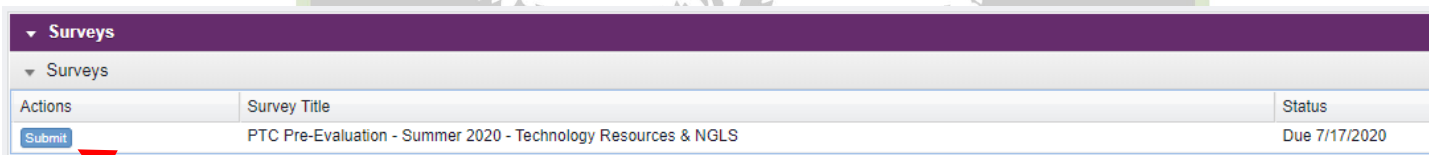
This is a required survey that must be completed **prior** to the start of your in-service course.

Directions:

1. Log in to MLP.
2. Click on Learning Plan.



3. At the top of the page, surveys that need completion will be listed. Click the blue “Submit” button to access the survey.



4. Complete the survey. When finished, click the blue “SAVE” button at the bottom.

The screenshot shows the survey completion form. It includes sections for 'Current Teacher Knowledge', 'Personal goal(s) for professional growth', and a 'Message to instructor(s)'. At the bottom, there is a 'Click Save To Exit' button, which is highlighted with a red arrow.

PRE-EVALUATION SURVEY FAQs

- ***When should the pre-evaluation survey be completed?***

Please complete your pre-evaluation survey when you receive it so that your instructor can receive your responses in a timely fashion. The instructor reviews the pre-evaluation surveys prior to the start of the course to learn more about participants and their needs.

- ***Why is the due date listed in MLP after the course begins?***

The due date listed in My Learning Plan will be after the start of the course. **It is not the actual due date.** The survey should be completed as soon as possible. The due date listed is after the course start date so that it is still available those who forget to complete the survey prior to the start of the course. If the due date chosen was the day before the course starts and a participant forgets to complete it, the individual would not be able to access the survey.

- ***Why doesn't the survey "go away" even though I completed it?***

After you complete the survey, it will not "disappear" from your Learning Plan, even though you have completed it. You can click on "Submit" again to see that it is finished. The survey will not disappear until all participants in the course have completed the survey and the Teacher Center can officially close it.

- ***How can I check to be sure that the survey is complete?***

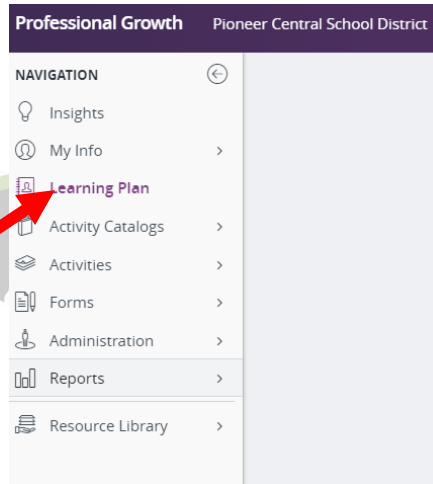
Click on "Submit" again next to the name of the course and you should see your answers. If you see your answers, the survey is complete.

IN-SERVICE REFLECTION FORM

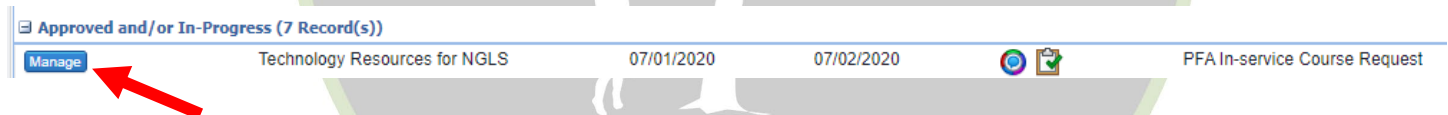
This is a required form that must be completed in My Learning Plan **following** the application of your in-service project with your students. The due date for this form is at minimum one month after the end of the course.

Directions:

1. Log in to MLP.
2. Click on Learning Plan.



3. Find the name of the in-service course you completed. Click on the blue “MANAGE” button to the left of the course name.



4. After clicking the manage button, course information is listed, along with approval status. At the bottom, there is an “Actions” menu. Click on In-Service Reflection Form.



5. When the form opens, the response boxes will be highlighted in red, which means completion is required. It is highly recommended that you complete the form in one sitting. If you cannot complete the form all at once, be sure to fill in EVERY box (even with just a letter) and then be certain to click the SAVE button at the bottom. If you do not type something in every box, the form will not save.

6. All courses have 3 goals/objectives. These are listed on your course syllabus. A list of course objectives is also posted on the Teacher Center website. Be sure to type in the course objectives where indicated on the form. You only need to type each objective once:

Identify a 3rd course goal and provide evidence of impact on your teacher practice:

Participants will develop and design lessons incorporating friendly competition.
I have incorporated more friendly competition into my lessons. With second graders

7. Once the Reflection Form is complete, please remember to click the blue save button at the bottom.

Click Save To Exit

Save

8. Once the Reflection Form is complete and there are no other revisions or edits you wish to make, please remember to click the blue save button at the bottom again. You should see a confirmation screen. Click "RETURN."

Confirmation

✓ Saved

Return

9. You should see the "Actions" menu at the bottom of the page. If your Reflection Form is complete and there are no other changes, click the blue "MARK COMPLETE" button located in the "Actions" menu. This will submit your Reflection Form.

Actions

View/Print Form

Team Room

In-service Reflection Form

Mark Complete

Drop

REFLECTION FORM FAQs

- ***Why are there so many glitches with the Reflection Form in MLP (typing in every box to save, losing information, etc.)?***

These issues have been addressed with MLP and they have been working on a fix, but MLP receives thousands of requests for various technology upgrades and the wait is lengthy for changes. Using the workarounds provided will help to avoid issues.

- ***Why is there a due date for the Reflection Form?***

The Teacher Center has earlier due dates for submitting participants' names to the district to process stipend payments. Also, instructors need the results from participant Reflection Forms and Post-Evaluation surveys to complete final paperwork and receive final payment. When participants do not turn in their forms by the due date, instructors do not receive their pay due to their inability to finish their requirements (Course Evaluation Summary).

- ***Why are there so many forms?***

The district and Teacher Center have worked diligently to create forms that meet all contractual and Center (NYS grant) requirements. The fewest forms possible are being utilized.

- ***How can I check to be sure that my Reflection Form is complete?***

1. Click on Learning Plan.
2. Click on the blue "Manage" button next to the name of your course.
3. Click on "View/Print Form".
4. Scroll all the way to the bottom. If your Reflection Form is complete, it will say received and the date you submitted your form.

Evaluation(s)

Received

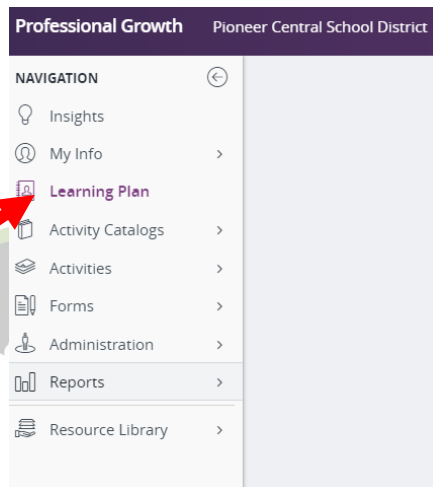
In-service Reflection Form
- Submitted 10/05/2020

POST-EVALUATION SURVEY

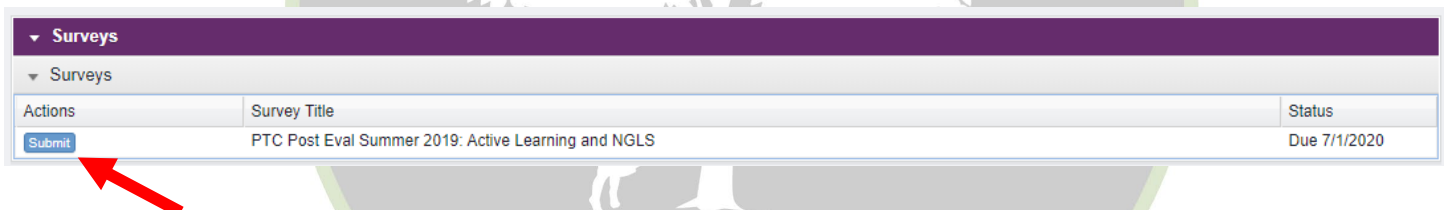
This is a required survey that must be completed **by the due date** after the conclusion of your in-service course.

Directions:

1. Log in to MLP.
2. Click on Learning Plan.



3. At the top of the page, surveys that need completion will be listed. Click the blue “Submit” button to access the survey.



4. Complete the survey. When finished, click the blue “SAVE” button at the bottom.

The screenshot shows the survey completion interface. It includes a text area for 'COMMENTS AND SUGGESTIONS: Do you have any comments or suggestions for this course or the instructor?'. Below the text area is a green bar with the text 'Click Save To Exit'. At the bottom right, there is a blue 'Save' button highlighted with a red arrow.

POST-EVALUATION SURVEY FAQs

- ***When should the post-evaluation survey be completed?***

Please complete your post-evaluation survey by the given due date so that your instructor can receive your responses in a timely fashion. The instructor reviews the post-evaluation surveys after the course ends in order to complete final paperwork.

- ***Why is the listed due date in MLP after the due date given by the instructor and Teacher Center?***

The due date listed in My Learning Plan will be after the scheduled due date. **It is not the actual due date.** The due date listed is after the given due date so that it is still available those who forget to complete the survey by the due date.

- ***Why doesn't the survey "go away" even though I completed it?***

After you complete the survey, it will not "disappear" from your Learning Plan, even though you have completed it. You can click on "Submit" again to see that it is finished. The survey will not disappear until all participants in the course have completed the survey and the Teacher Center can officially close it.

- ***How can I check to be sure that the survey is complete?***

Click on "Submit" again next to the name of the course and you should see your answers. If you see your answers, it is complete.

OTHER MLP FAQs:

- ***I changed my mind about taking a course. How do I cancel my registration?***

Go to "Learning Plan." Click on the blue "MANAGE" button next to the course name. In the "Actions" Menu, click "DROP."

- ***How do I print my certificate of completion?***

After the course has been final approved, click on the blue "MANAGE" button next to the name of the course. Click the blue button that says "PRINT CERTIFICATE."

- ***I finished my course. When will I receive final approval?***

Your course will not be final approved by the District until the entire class is closed (all participant and instructor requirements are complete).

