

**MADISON CENTRAL
SCHOOL DISTRICT NO. 39-2**

**FINANCIAL STATEMENTS
AND
INDEPENDENT AUDITOR'S REPORT**

JUNE 30, 2020

MADISON CENTRAL SCHOOL DISTRICT NO. 39-2
SCHOOL DISTRICT OFFICIALS
JUNE 30, 2020

School Board

Tom Farrell

Lori Schultz

Angi Kappenman

Shawn Miller

Steve Nelson

Robert Honomichl

Keith Bundy

Business Manager

Mitchell Brooks

Superintendent

Joel Jorgenson

**MADISON CENTRAL SCHOOL DISTRICT NO. 39-2
TABLE OF CONTENTS**

	<u>Page</u>
Independent Auditor's Report	1
Management's Discussion and Analysis	4
BASIC FINANCIAL STATEMENTS:	
Government-Wide Financial Statements:	
Statement of Net Position	12
Statement of Activities	13
Fund Financial Statements:	
Balance Sheet – Governmental Funds	14
Reconciliation of the Governmental Funds Balance Sheet to the Statement of Net Position	15
Statement of Revenues, Expenditures, and Changes in Fund Balances – Governmental Funds	16
Reconciliation of the Statement of Revenues, Expenditures, and Changes in Fund Balances to the Government-Wide Statement of Activities	19
Statement of Net Position – Proprietary Funds	20
Statement of Revenues, Expenses, and Changes in Fund Net Position – Proprietary Funds	21
Statement of Cash Flows – Proprietary Funds	22
Statement of Net Position – Fiduciary Funds	23
Statement of Changes in Net Position – Fiduciary Funds	24
Notes to the Financial Statements	25
Required Supplementary Information:	
Budgetary Comparison Schedules – Budgetary Basis:	
General Fund	44
Capital Outlay Fund	46
Special Education Fund	47
Pension Fund	48
Notes to the Required Supplementary Information-Budgetary	49
Schedule of the District's Proportionate Share of the Net Pension Liability (Asset)	50
Schedule of the School District Contributions	51
Notes to the Required Supplementary Information-Pension	52
Supplementary Information:	
Schedule of Expenditures of Federal Awards	53
Independent Auditor's Report on Internal Control Over Financial Reporting and on Compliance and Other Matters Based on an Audit of Financial Statements Performed in Accordance with <i>Government Auditing Standards</i>	55
Independent Auditor's Report on Compliance with Requirements for Each Major Program and Report on Internal Control over Compliance Required by the Uniform Guidance	57
Schedule of Prior Audit Findings and Questioned Costs	59
Schedule of Current Audit Findings and Questioned Costs	60
Corrective Action Plan	62

QUAM, BERGLIN & POST, P.C.

CERTIFIED PUBLIC ACCOUNTANTS
110 WEST MAIN – P.O. BOX 426
ELK POINT, SOUTH DAKOTA 57025

(605) 356-3374

INDEPENDENT AUDITOR'S REPORT

School Board
Madison Central School District No. 39-2
Lake County, South Dakota

Report on the Financial Statements

We have audited the accompanying financial statements of the governmental activities, the business-type activities, each major fund, and aggregate remaining fund information of Madison Central School District No. 39-2, Lake County, South Dakota (School District), as of and for the year ended June 30, 2020, and the related notes to the financial statements, which collectively comprise the School District's basic financial statements as listed in the Table of Contents.

Management's Responsibility for the Financial Statements

The School District's management is responsible for the preparation and fair presentation of these financial statements in accordance with accounting principles generally accepted in the United States of America; this includes the design, implementation, and maintenance of internal controls relevant to the preparation and fair presentation of financial statements that are free from material misstatement, whether due to fraud or error.

Auditor's Responsibility

Our responsibility is to express opinions on these financial statements based on our audit. We conducted our audit in accordance with auditing standards generally accepted in the United States of America and the standards applicable to financial audits contained in *Government Auditing Standards* issued by the Comptroller General of the United States. Those standards require that we plan and perform the audit to obtain reasonable assurance about whether the financial statements are free of material misstatement.

An audit involves performing procedures to obtain audit evidence about the amounts and disclosures in the financial statements. The procedures selected depend on the auditor's judgment, including the assessment of the risks of material misstatement of the financial statements, whether due to fraud or error. In making those risk assessments, the auditor considers internal control relevant to the School District's preparation and fair presentation of the financial statements in order to design audit procedures that are appropriate in the circumstances, but not for the purpose of expressing an opinion on the effectiveness of the School District's internal control. Accordingly, we express no such opinion. An audit also includes evaluating the appropriateness of accounting policies used and the reasonableness of significant accounting estimates made by management, as well as evaluating the overall presentation of the financial statements.

We believe that the audit evidence we have obtained is sufficient and appropriate to provide a basis for our audit opinions.

Basis for Qualified Opinion

Management has elected not to record the long-term financial obligations and commitments related to other postemployment benefits (OPEB) in the governmental activities Statement of Net Position. Accounting principles generally accepted in the United States of America require OPEB costs to be recognized and reported in a systematic, accrual-basis measurement over a period that approximates employees' years of service, which would most likely increase long-term liabilities and expenditures and decrease net position in the governmental activities Statement of Net Position. Accounting principles generally accepted in the United States of America also require information to be provided about actuarial accrued liabilities associated with OPEB and whether, and to what extent, progress is being made in funding the plan. The amount by which this departure would affect the liabilities, net position and expenditures of the governmental activities is not reasonably determinable.

Qualified Opinion

In our opinion, except for the effects of not recording their long-term financial obligations and commitments related to OPEB as described in the preceding paragraph, the financial statements referred to above present fairly, in all material respects, the respective financial position of the governmental activities of Madison Central School District No. 39-2 as of June 30, 2020, and the respective changes in financial position thereof, for the year then ended in accordance with accounting principles generally accepted in the United States of America.

Unmodified Opinions

In our opinion, the financial statements referred to previously present fairly, in all material respects, the respective financial position of the business-type activities, each major fund, and the aggregate remaining fund information of Madison Central School District No. 39-2 as of June 30, 2020, and the respective changes in financial position and, where applicable, cash flows thereof for the year then ended in conformity with accounting principles generally accepted in the United States of America.

Other Matters

Required Supplementary Information

Accounting principles generally accepted in the United States of America require that the Management's Discussion and Analysis (MD&A), the SDRS Schedules, and the Budgetary Comparison Schedules listed in the table of contents be presented to supplement the basic financial statements. Such information, although not a part of the basic financial statements, is required by the Governmental Accounting Standards Board who considers it to be an essential part of financial reporting for placing the basic financial statements in an appropriate operational, economic, or historical context. We have applied certain limited procedures to the required supplementary information in accordance with auditing standards generally accepted in the United States of America, which consisted of inquiries of management about the methods of preparing the information and comparing the information for consistency with management's responses to our inquiries, the basic financial statements, and other knowledge we obtained during our audit of the basic financial statements. We do not express an opinion or provide any assurance on the information because the limited procedures do not provide us with sufficient evidence to express an opinion or provide any assurance.

Supplementary Information

Our audit was conducted for the purpose of forming opinions on the financial statements that collectively comprise Madison Central School District's basic financial statements. The Schedule of Expenditures of Federal Awards, which is required by *Title 2 U.S. Code of Federal Regulations (CFR) Part 200, Uniform Administrative Requirements, Cost Principles, and Audit Requirements for Federal Awards (Uniform Guidance)* listed in the Table of Contents is presented for purposes of additional analysis and is not a required part of the basic financial statements. Such information is the responsibility of management and was derived from and relates directly to the underlying accounting and other records used to prepare the financial statements. The information has been subjected to the auditing procedures applied in the audit of the financial statements and certain additional procedures, including comparing and reconciling such information directly to the underlying accounting and other records used to prepare the financial statements or to the financial statements themselves, and other additional procedures in accordance with auditing standards generally accepted in the United States of America. In our opinion, the information is fairly stated in all material respects in relation to the basic financial statements as a whole.

Other Reporting Required by Government Auditing Standards

In accordance with *Government Auditing Standards*, we have also issued our report dated March 3, 2021, on our consideration of the School District's internal control over financial reporting and our tests of its compliance with certain provisions of laws, regulations, contracts and grant agreements and other matters. The purpose of that report is to describe the scope of our testing of internal control over financial reporting and compliance and the results of that testing, and not to provide an opinion on the internal control over financial reporting or on compliance. That report is an integral part of an audit performed in accordance with *Government Auditing Standards* in considering Madison Central School District's internal control over financial reporting and compliance.



Quam, Berglin & Post, P.C.
Elk Point, SD

March 3, 2021

MANAGEMENT'S DISCUSSION AND ANALYSIS

This section of Madison Central School District 39-2's annual financial report presents our discussion and analysis of the School's financial performance during the fiscal year ended on June 30, 2020. Please read it in conjunction with the School's financial statements, which follow this section.

FINANCIAL HIGHLIGHTS

- During the year, the School's revenues generated from business-type programs were \$22,072.92 more than the \$564,368.04 business-type program expenditures.
- The South Dakota Retirement System (SDRS) pension asset from last year (2018-19) saw a decrease of 47.4% for this year (2019-20).
- The School paid \$855,400 toward the principal balance of our debt in this year. After these payments, we have \$10,246,600 of debt remaining.

OVERVIEW OF THE FINANCIAL STATEMENTS

This annual report consists of three parts – management's discussion and analysis (this section), the basic financial statements and required supplementary information. The basic financial statements include two kinds of statements that present different views of the School:

- The first two statements are government-wide financial statements that provide both long-term and short-term information about the School's overall financial status.
- The remaining statements are fund financial statements that focus on individual parts of the School government, reporting the School's operations in more detail than the government-wide statements.
 - The governmental funds statements tell how general government services were financed in the short-term as well as what remains for future spending.
 - Proprietary fund statements offer short and long-term financial information about the activities that the school operates like businesses. The only proprietary funds operated by the school are the Food Service Operation and Driver's Education Program.
 - Fiduciary fund statements provide information about the financial relationships - like scholarship plans for graduating students - in which the School acts solely as a trustee or agent for the benefit of others, to whom the resources in question belong.

The financial statements also include notes that explain some of the information in the financial statements and provide more detailed data. The statements are followed by a section of required supplementary information that further explains and supports the information in the financial statements.

Figure A-1 summarizes the major features of the School's financial statements, including the portion of the School government covered and the types of information contained. The remainder of the overview section of the management's discussion and analysis explains the structure and contents of each of the statements.

Figure A-1

Major Features of Madison Central School's Government-wide and Fund Financial Statements

	Government-wide Statements	Fund Statements		
		Governmental Funds	Proprietary Funds	Fiduciary Funds
Scope	Entire School government (except fiduciary funds and the fiduciary component units)	The activities of the School that are not proprietary or fiduciary, such as elementary and high school education programs.	Activities the School operates similar to private businesses, the food service operation.	Instances in which the School is the trustee or agent for someone else's resources.
Required Financial Statements	*Statement of Net Position *Statement of Activities	*Balance Sheet *Statement of Revenues, Expenditures and Changes in Fund Balances	*Statement of Net Position *Statement of Revenues, Expenses and Changes in Net Position *Statement of Cash Flows	*Statement of Net Position *Statement of Changes in Net Position
Accounting Basis and Measurement Focus	Accrual accounting and economic resources focus	Modified accrual accounting and current financial resources focus	Accrual accounting and economic resources focus	Accrual accounting and economic resources focus
Type of Asset/Liability Information	All assets and liabilities, both financial and capital, and short-term and long-term	Only assets expected to be used up and liabilities that come due during the year or soon thereafter no capital assets included	All assets and liabilities, both financial and capital, and short-term and long-term	All assets and liabilities, both short-term and long-term; the School's funds do not currently contain capital assets although they can
Type of Inflow/Outflow Information	All revenues and expenses during year, regardless of when cash is received or paid	Revenues for which cash is received during or soon after the end of the year; expenditures when goods or services have been received and payment is due during the year or soon thereafter	All revenues and expenses during year, regardless of when cash is received or paid	All revenues and expenses during year, regardless of when cash is received or paid

Government-wide Statements

The government-wide statements report information about the School as a whole using accounting methods similar to those used by private-sector companies. The statement of net position includes all of the government's assets and liabilities. All of the current year's revenues and expenses are accounted for in the statement of activities regardless of when cash is received or paid.

The two government-wide statements report the School's net position and how they have changed. Net position – the difference between the School's assets and liabilities – is one way to measure the School's financial health or position.

- Increases or decreases in the School's net position are an indicator of whether its financial health is improving or deteriorating, respectively.
- To assess the overall health of the School you need to consider additional nonfinancial factors such as changes in the School's property tax base and changes in the state school aid funding formula from the State of South Dakota.

The government-wide financial statements of the School are reported in two categories:

- **Governmental Activities** - This category includes the School's basic instructional services, such as elementary and high school educational programs, support services (guidance counselor, executive administration, board of education, fiscal services, etc.), debt service payments, extracurricular activities (sports, debate, music, etc.) and capital equipment purchases. Property taxes, state grants, federal grants and interest earnings finance most of these activities.
- **Business-type Activities** - The school charges a fee to students to help cover the costs of providing services to all students. The Food Service and Other Enterprise Funds are the only business-type activities of the School.

Fund Financial Statements

The fund financial statements provide more detailed information about the School's most significant funds – not the School as a whole. Funds are accounting devices that the School uses to keep track of specific sources of funding and spending for particular purposes.

- State Law requires some of the funds.
- The School Board establishes other funds to control and manage money for particular purposes (like the Scholarship Trust).

The School has three kinds of funds:

- **Governmental Funds** – Most of the School's basic services are included in the governmental funds, which focus on (1) how cash and other financial assets that can be readily converted to cash flow in and out and (2) the balances left at the year-end that are available for spending. Consequently, the governmental funds statements provide a detailed short-term view that helps determine whether there are more or fewer financial resources that can be spent in the near future to finance the School's programs. Because this information does not encompass the additional long-term focus of the government-wide statements, we provide additional information at the bottom of the governmental funds statements, or on the subsequent page, that explains the relationship (or differences) between them.
- **Proprietary Funds** – Services for which the School charges customers a fee are generally reported in proprietary funds. Proprietary funds, like the government-wide statements, provide both short- and long-term financial information. The Food Service Enterprise Fund (one type of

proprietary fund) and Other Enterprise Funds are the proprietary funds maintained by the School.

- **Fiduciary Funds –** The School is the trustee, or fiduciary, for various external and internal parties. The School is responsible for ensuring that the assets reported in these funds are used for their intended purposes. All of the School's fiduciary activities are reported in a separate statement of fiduciary net position and a statement of changes in fiduciary net position. We exclude these activities from the School's government-wide financial statements because the School cannot use these assets to finance its operations.

FINANCIAL ANALYSIS OF THE SCHOOL AS A WHOLE

Net Position

The School's combined net position increased as follows:

**TABLE A-1
MADISON CENTRAL SCHOOL DISTRICT NO. 39-2
STATEMENT OF NET POSITION**

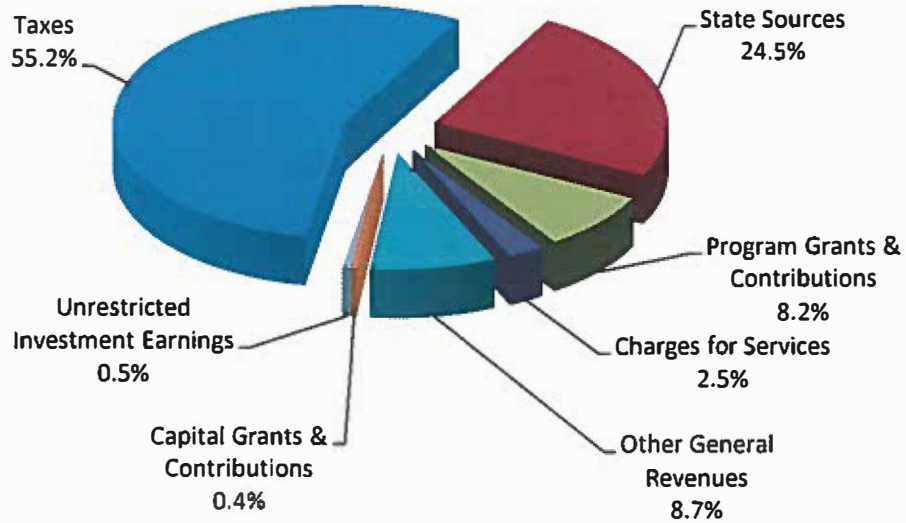
	Primary Government					
	Governmental Activities		Business-Type Activities		Total	
	FY2019	FY2020	FY2019	FY2020	FY2019	FY2020
Current and Other Assets	\$ 11,848,001.21	\$ 12,348,076.48	\$ 368,708.27	\$ 317,040.78	\$ 12,016,707.48	\$ 12,665,117.28
Capital Assets	25,721,094.07	25,580,854.34	153,883.30	231,592.74	25,874,977.37	25,812,447.08
Total Assets	37,369,095.28	37,928,930.82	522,589.57	548,633.52	37,891,684.85	38,477,564.34
Deferred Outflows of Resources						
Taxes Levied for Future Period	2,385,487.05	1,572,294.05			2,385,487.05	1,572,294.05
Total Deferred Outflows of Resources						
Current Liabilities	1,045,780.94	1,134,568.52	39,304.64	43,275.67	1,085,065.58	1,177,844.19
Long-Term Debt Outstanding	11,164,885.34	10,341,269.42			11,164,885.34	10,341,269.42
Total Liabilities	12,210,646.28	11,475,837.94	39,304.64	43,275.67	12,249,950.92	11,519,113.61
Deferred Inflows of Resources						
Taxes Levied for Future Period	3,416,673.33	3,477,046.22			3,416,673.33	3,477,046.22
Taxes Levied for Future Period	544,165.23	642,141.42			544,165.23	642,141.42
Total Deferred Inflows of Resources	3,960,838.56	4,119,187.64			3,960,838.56	4,119,187.64
Net Position:						
Net Investment in Capital Assets	14,619,094.07	15,334,254.34	153,883.30	231,592.74	14,772,977.37	15,585,847.08
Restricted	5,885,845.18	5,391,572.83			5,885,845.18	5,391,572.83
Unrestricted	3,058,358.26	3,180,372.32	329,401.63	273,785.11	3,387,759.89	3,454,137.43
Total Net Position	\$ 23,563,097.49	\$ 23,906,199.29	\$ 483,284.93	\$ 505,357.85	\$ 24,046,382.42	\$ 24,411,557.14
Increase (Decrease) in Net Position	891,216.59	343,101.80	44,175.02	22,072.92	935,391.61	365,174.72
Beginning Net Position	22,618,344.75	23,563,097.49	439,109.91	483,284.93	23,057,454.66	24,046,382.42
Prior Period Adjustment	53,538.15				53,538.15	
Adjusted Beginning Net Position	22,671,880.90	23,563,097.49	439,109.91	483,284.93	23,110,990.81	24,046,382.42
Ending Net Position	\$ 23,563,097.49	\$ 23,906,199.29	\$ 483,284.93	\$ 505,357.85	\$ 24,046,382.42	\$ 24,411,557.14
Percentage of Increase (Decrease) in Net Position	3.93%	1.46%	10.06%	4.57%	4.05%	1.52%

The Statement of Net Position reports all financial and capital resources. The statement presents the assets and liabilities in order of relative liquidity. The liabilities with average maturities greater than one year are reported in two components – the amount due within one year and the amount

due in more than one year. The long-term liabilities of the school, consisting of capital outlay certificates, notes, capital financing leases, early retirement, and compensated absences payable, have been reported in this manner on the Statement of Net Position. The difference between the school's assets and liabilities is its net position.

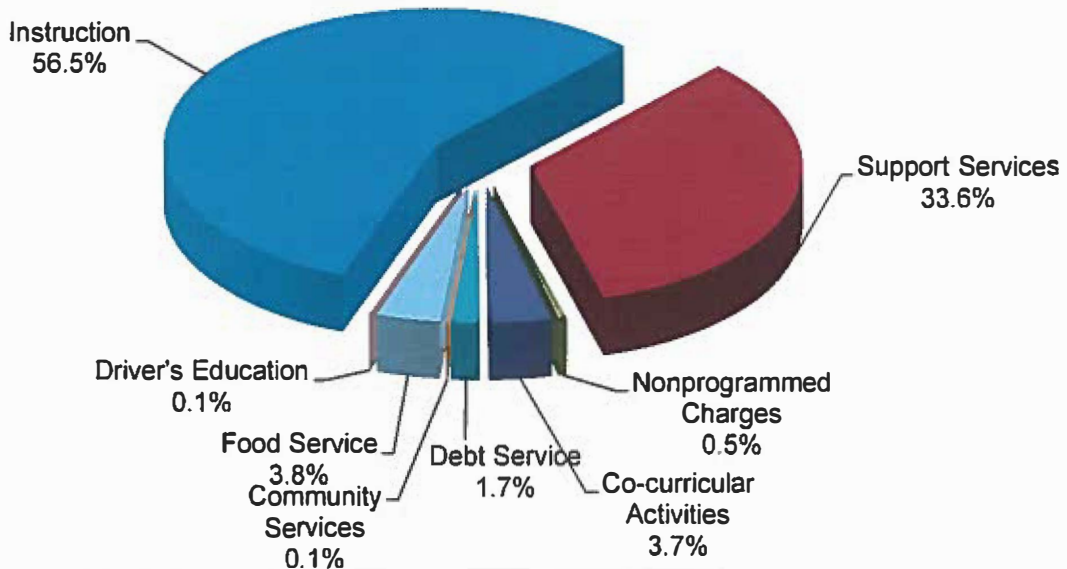
The District's total revenue was \$14,451,584.59 (Table A-2). Approximately, 24.5% of the District's revenue comes from State Aid, with 55.2% received from local taxes. (See Figure A-2).

**Figure A-2
Madison Central School District
Sources of Revenues for FY2020**



The District's expenses totaled \$14,086,409.87 (See Table A-2) and covered a range of services, including instruction, support services, debt services, co-curricular activities and food service. (See Figure A-3).

**Figure A-4
Madison Central School District
Functional Expenses for FY2020**



GOVERNMENTAL ACTIVITIES

Table A-2 and the narrative that follows consider the operations of the governmental activities.

TABLE A-2
MADISON CENTRAL SCHOOL DISTRICT NO. 39-2
Changes in Net Position

	Total Governmental Activities		Total Business- Type Activities		Total	
	FY2019	FY2020	FY2019	FY2020	FY2019	FY2020
Revenues						
Program Revenues						
Charges for Services	\$ 133,190.16	\$ 127,747.74	\$ 302,295.64	\$ 227,941.14	\$ 435,485.80	\$ 355,688.88
Operating Grants and Contributions	972,515.30	844,968.67	261,704.34	334,179.75	1,234,219.64	1,179,148.42
Capital Grants and Contributions		63,992.60				63,992.60
General Revenues						
Taxes	7,677,339.34	7,983,983.08			7,677,339.34	7,983,983.08
Revenue State Sources	3,662,787.09	3,545,051.09			3,662,787.09	3,545,051.09
Other General Revenue	1,268,539.47	1,254,442.59			1,268,539.47	1,254,442.59
Unrestricted Investment Earnings	74,415.21	67,030.78	3,194.51	2,247.15	77,609.72	69,277.93
Total Revenues	13,788,786.57	13,887,216.55	567,194.49	564,368.04	14,355,981.06	14,451,584.59
Expenses						
Instruction	7,443,596.08	7,962,654.26			7,443,596.08	7,962,654.26
Support Services	4,634,200.13	4,738,702.24			4,634,200.13	4,738,702.24
Community Services	7,614.64	7,571.46			7,614.64	7,571.46
Nonprogrammed Charges	75,248.01	75,575.76			75,248.01	75,575.76
Debt Services	260,760.66	243,787.74			260,760.66	243,787.74
Cocurricular Activities	476,150.46	515,823.29			476,150.46	515,823.29
Food Service			515,457.76	528,823.50	515,457.76	528,823.50
Driver's Education			7,561.71	13,471.62	7,561.71	13,471.62
Total Expenses	12,897,569.98	13,544,114.75	523,019.47	542,295.12	13,420,589.45	14,086,409.87
Increase (Decrease) in Net Position	\$ 891,216.59	\$ 343,101.80	\$ 44,175.02	\$ 22,072.92	\$ 935,391.61	\$ 365,174.72
Prior Period Adjustment	53,536.15				53,536.15	
NET POSITION - ENDING	\$ 23,563,097.49	\$ 23,906,199.29	\$ 483,284.93	\$ 505,357.85	\$ 24,046,382.42	\$ 24,411,557.14

GOVERNMENTAL ACTIVITIES

Revenues for the governmental activities had a slight increase of 0.7% during the year. An increase in property values shifted the state school funding formula so that local taxes increased while state aid decreased.

Expenses increased over the previous year by approximately 5%. Instruction and Support services were the largest increases.

BUSINESS-TYPE ACTIVITIES

Revenues of the School's business-type activities decreased by 0.5% to \$564,368.04 and expenses increased by about 3.7% to \$542,295.12. Factors contributing to these results included:

- Revenues decreased due to the school providing free school meal days to keep our food service cash balance under the federal amount allowed.
- Expenditures had an increase due to more driver's education services provided and our meal rates for the food service contract saw an increase also.

FINANCIAL ANALYSIS OF THE SCHOOL'S FUNDS

The General Fund's fund balance decreased by \$109,176.82; the Capital Outlay Fund had an increase of \$584,064.81; the Pension Fund had a negative change of \$243,244.63; and the Special Education fund had a negative change of \$31,422.27.

BUDGETARY HIGHLIGHTS

During the course of the year, the School Board revised the District budget several times. These amendments fall into three categories:

- Supplemental appropriations approved to prevent budget overruns for unanticipated but necessary expenses.
- Changes in actual federal revenue receipts versus budgeted amounts.
- Increases in appropriations, primarily by supplemental transfer, to prevent budget overruns.

CAPITAL ASSET ADMINISTRATION

By the end of 2020, the School had invested \$25,812,447 (net book value) in a broad range of capital assets, including, land, buildings, various machinery and equipment. (See Table A-3.) This amount represents a net increase (including additions and deductions) of \$77,710.

Table A-3
MADISON CENTRAL SCHOOL DISTRICT 39-2 - Capital Assets
(Net of Accumulated Depreciation)

	Governmental Activities			Business-Type Activities		
	FY2019	FY2020	Increase/ (Decrease)	FY2019	FY2020	Increase/ (Decrease)
Land	\$ 128,577	\$ 278,577	\$ 150,000	\$	\$	\$
Buildings	18,928,422	18,492,928	(435,494)			
Improvements other than Building	5,388,092	5,294,429	(93,663)			
Machinery and Equipment	1,276,003	1,514,920	238,917	153,883	231,593	77,710
Total Capital Assets	<u>\$ 25,721,094</u>	<u>\$ 25,580,854</u>	<u>\$ (140,240)</u>	<u>\$ 153,883</u>	<u>\$ 231,593</u>	<u>\$ 77,710</u>

LONG-TERM DEBT

At year-end the School had \$10,341,269 in Capital Outlay Certificates, General Obligation Bonds Payable, and other long-term obligations. This is a decrease of \$823,616 as shown on Table A-4 below. The School has no plans to issue any new debt in the next few years.

Table A-4
MADISON CENTRAL SCHOOL DISTRICT 39-2
Outstanding Debt and Obligations

	<u>Governmental Activities</u>		Total
	2019	2020	% Change
Capital Outlay Certificates	\$ 5,115,000	\$ 4,800,000	-6.16%
General Obligation Bonds Payable	4,860,000	4,545,000	-6.48%
Notes Payable	1,127,000	901,600	-20.00%
Capital Leases Payable	19,462	12,974	-33.34%
Early Retirement Payable	37,491	75,576	101.58%
Compensated Absences Payable	5,932	6,119	3.15%
Total Long-Term Liabilities	<u>\$ 11,164,885</u>	<u>\$ 10,341,269</u>	-7.38%

The School maintains an early retirement plan, which allows those meeting certain qualifications, to retire early and receive 75% of their last year's salary in equal payments spread over the next two years. This plan allows the school to reduce the overall program cost by hiring lower paid teachers to replace the higher paid teachers.

ECONOMIC FACTORS AND NEXT YEAR'S BUDGETS AND RATES

The School's current economic position has shown little change. This year the School did experience an increase in total property valuation from payable 2020 to payable 2021 of \$81,897,969 or (8.7%) from the prior year. The increase in property valuation increases the ability of the school to generate revenue from property taxes, the total amount which can be levied is limited by the State of South Dakota.

The new funding formula has two main components, instruction and support. The instruction component is based on a per teacher ratio, with the number of teachers determined by a preset student to teacher ratio. The new formula has a 15 student to 1 teacher ratio for a school our size. The support service component is currently calculated at 34.93% of the funds granted above. Each year the other revenue will be equalized and added to the support component increasing this percent. This amount will be interesting to see how it is adjusted each year. There is still some uncertainty about how this will work each year, but we were able to increase our teacher pay and not much else so far.

CONTACTING THE SCHOOL'S FINANCIAL MANAGEMENT

This financial report is designed to provide our citizens, taxpayers, customers, and investors and creditors with a general overview of the School's finances and to demonstrate the School's accountability for the money it receives. If you have questions about this report or need additional information, contact the Madison Central School Business Office, 800 NE 9th Street, Madison, SD 57042.

MADISON CENTRAL SCHOOL DISTRICT NO. 39-2
STATEMENT OF NET POSITION
JUNE 30, 2020

	<u>Primary Government</u>		<u>Total</u>
	<u>Governmental Activities</u>	<u>Business-Type Activities</u>	
ASSETS:			
Cash and Cash Equivalents	\$ 8,448,261.63	\$ 284,491.97	\$ 8,732,753.60
Taxes Receivable	3,556,590.82		3,556,590.82
Accounts Receivable	1,355.77	4,247.76	5,603.53
Inventory	9,809.04	346.42	10,155.46
Due from Other Governments	301,412.92	27,954.63	329,367.55
Net Pension Asset	30,646.30		30,646.30
Capital Assets:			
Land	278,577.15		278,577.15
Other Capital Assets, Net of Depreciation	25,302,277.19	231,592.74	25,533,869.93
TOTAL ASSETS	<u>37,928,930.82</u>	<u>548,633.52</u>	<u>38,477,564.34</u>
DEFERRED OUTFLOWS OF RESOURCES:			
Pension Related Deferred Outflows	1,572,294.05		1,572,294.05
TOTAL DEFERRED OUTFLOWS OF RESOURCES	<u>1,572,294.05</u>		<u>1,572,294.05</u>
LIABILITIES :			
Accounts Payable	302,582.45	9,629.85	312,212.30
Accrued Wages and Benefits Payable	785,986.07		785,986.07
Unearned Revenues		33,645.82	33,645.82
Other Current Liabilities	46,000.00		46,000.00
Noncurrent Liabilities:			
Due Within One Year	963,582.16		963,582.16
Due in More than One Year	9,377,687.26		9,377,687.26
TOTAL LIABILITIES	<u>11,475,837.94</u>	<u>43,275.67</u>	<u>11,519,113.61</u>
DEFERRED INFLOWS OF RESOURCES:			
Taxes Levied for a Future Period	3,477,046.22		3,477,046.22
Pension Related Deferred Inflows	642,141.42		642,141.42
TOTAL DEFERRED INFLOWS OF RESOURCES	<u>4,119,187.64</u>		<u>4,119,187.64</u>
NET POSITION:			
Net Investment in Capital Assets	15,334,254.34	231,592.74	15,565,847.08
Restricted for:			
Capital Outlay	3,884,665.50		3,884,665.50
Special Education	428,148.60		428,148.60
Debt Service	117,959.60		117,959.60
SDRS Pension Purposes	960,798.93		960,798.93
Unrestricted	3,180,372.32	273,765.11	3,454,137.43
TOTAL NET POSITION	<u>\$ 23,906,199.29</u>	<u>\$ 505,357.85</u>	<u>\$ 24,411,557.14</u>

The notes to the financial statements are an integral part of this statement.

**MADISON CENTRAL SCHOOL DISTRICT NO. 39-2
STATEMENT OF ACTIVITIES
FOR THE YEAR ENDED JUNE 30, 2020**

Functions/Programs	Expenses	Program Revenues			Net (Expense) Revenue and Changes in Net Position		
		Charges for Services	Operating Grants and Contributions	Capital Grants and Contributions	Governmental Activities	Business-Type Activities	Total
Primary Government:							
Governmental Activities:							
Instruction	\$ 7,962,654.26	\$	\$ 844,968.67	\$	\$ (7,117,685.59)	\$	\$ (7,117,685.59)
Support Services	4,738,702.24	70,415.76		63,992.60	(4,604,293.88)		(4,604,293.88)
Community Services	7,571.46				(7,571.46)		(7,571.46)
Nonprogrammed Charges	75,575.76				(75,575.76)		(75,575.76)
*Interest on Long-term Debt	243,787.74				(243,787.74)		(243,787.74)
Cocurricular Activities	515,823.29	57,331.98			(458,491.31)		(458,491.31)
Total Governmental Activities	13,544,114.75	127,747.74	844,968.67	63,992.60	(12,507,405.74)		(12,507,405.74)
Business-type Activities:							
Food Service	528,823.50	227,911.14	334,179.75			33,267.39	33,267.39
Drivers Education Instruction	13,471.62	30.00				(13,441.62)	(13,441.62)
Total Business-type Activities	542,295.12	227,941.14	334,179.75			19,825.77	19,825.77
Total Primary Government	\$ 14,086,409.87	\$ 355,688.88	\$ 1,179,148.42	\$ 63,992.60	(12,507,405.74)	19,825.77	(12,487,579.97)
General Revenues:							
Taxes:							
Property Taxes					7,804,760.00		7,804,760.00
Utility Taxes					179,223.08		179,223.08
Revenue from State Sources:							
State Aid					3,545,051.09		3,545,051.09
Unrestricted Investment Earnings					67,030.78	2,247.15	69,277.93
Other General Revenues					1,254,442.59		1,254,442.59
Total General Revenues					12,850,507.54	2,247.15	12,852,754.69
Changes in Net Position					343,101.80	22,072.92	365,174.72
Net Position Beginning					23,563,097.49	483,284.93	24,046,382.42
					\$23,906,199.29	\$ 505,357.85	\$ 24,411,557.14
							NET POSITION - ENDING

* The District does not have interest expense related to the functions presented above. This amount includes indirect interest expense on general long-term debt.

The notes to the financial statements are an integral part of this statement.

**MADISON CENTRAL SCHOOL DISTRICT NO. 39-2
BALANCE SHEET
GOVERNMENTAL FUNDS
JUNE 30, 2020**

	General Fund	Capital Outlay Fund	Special Education Fund	Bond Redemption Fund	Total Governmental Funds
ASSETS:					
Cash and Cash Equivalents	\$ 2,635,497.24	\$ 4,086,958.81	\$ 496,823.80	\$ 112,684.48	\$ 7,331,964.33
Taxes Receivable-Current	1,512,923.97	1,135,764.30	632,323.21	196,034.74	3,477,046.22
Taxes Receivable-Delinquent	49,192.80	17,226.28	7,850.40	5,275.12	79,544.60
Accounts Receivable	1,355.77				1,355.77
Due from Other Governments	239,183.92		62,229.00		301,412.92
Inventory of Supplies	9,809.04				9,809.04
TOTAL ASSETS	\$ 4,447,962.74	\$ 5,239,949.39	\$ 1,199,226.41	\$ 313,994.34	\$ 11,201,132.88
LIABILITIES, DEFERRED INFLOWS OF RESOURCES AND FUND BALANCES:					
Liabilities:					
Accounts Payable	\$ 49,404.70	\$ 206,545.07	\$ 41,441.54	\$	\$ 297,391.31
Contracts Payable	556,615.00		77,363.51		633,978.51
Payroll Deductions and Withholdings and Employer Matching Payable	132,058.01		19,949.55		152,007.56
Unearned Revenue					
Total Liabilities	738,077.71	206,545.07	138,754.60		1,083,377.38
Deferred Inflows of Resources:					
Taxes Levied for a Future Period	1,512,923.97	1,135,764.30	632,323.21	196,034.74	3,477,046.22
Unavailable Revenue-Property Taxes	49,192.80	17,226.28	7,850.40	5,275.12	79,544.60
Total Deferred Inflows of Resources	1,562,116.77	1,152,990.58	640,173.61	201,309.86	3,556,590.82
Fund Balances:					
Nonspendable:					
Inventory	9,809.04				9,809.04
Restricted		3,880,413.74	420,298.20	112,684.48	4,413,396.42
Assigned	514,326.69				514,326.69
Unassigned	1,623,632.53				1,623,632.53
Total Fund Balances	2,147,768.26	3,880,413.74	420,298.20	112,684.48	6,561,164.68
TOTAL LIABILITIES, DEFERRED INFLOWS OF RESOURCES AND FUND BALANCES	\$ 4,447,962.74	\$ 5,239,949.39	\$ 1,199,226.41	\$ 313,994.34	\$ 11,201,132.88

The notes to the financial statements are an integral part of this statement.

**MADISON CENTRAL SCHOOL DISTRICT NO. 39-2
RECONCILIATION OF THE GOVERNMENTAL FUNDS BALANCE SHEET
TO THE STATEMENT OF NET POSITION
JUNE 30, 2020**

Total Fund Balances – Governmental Funds		\$ 6,561,164.68
Amounts reported for governmental activities in the Statement of Net Assets are different because:		
Capital assets used in governmental activities are not financial resources and therefore are not reported in the funds.		
Total Cost of Capital Assets:	\$ 36,815,864.71	
Total Accumulated Depreciation:	<u>(11,235,010.37)</u>	25,580,854.34
Long-term liabilities are not due and payable in the current period and therefore are not reported in the funds. Long-term liabilities at year-end consist of:		
Capital Outlay Certificates Payable	(4,800,000.00)	
General Obligation Bonds Payable	(4,545,000.00)	
Notes Payable	(901,600.00)	
Capital (Financing) Lease	(12,974.52)	
Early Retirement	(75,575.72)	
Accrued Leave Payable	<u>(6,119.18)</u>	(10,341,269.42)
Internal Service funds are used by management to charge the costs of activities, such as insurance, to individual funds. The assets and liabilities of internal service funds are included in governmental activities in the Statement of Net Position.		
Health Insurance Cash	1,116,297.30	
Health Insurance Accounts Payable	(5,191.14)	
Incurred Claims	<u>(46,000.00)</u>	1,065,106.16
Net Pension Asset reported in governmental activities is not an available financial resource and therefore is not reported in the funds.		
		30,646.30
Pension related deferred outflows are components of pension asset and therefore are not reported in the funds.		
		1,572,294.05
Pension related deferred inflows are components of pension liability and therefore are not reported in the funds.		
		(642,141.42)
Assets such as taxes receivable (delinquent) are not available to pay for current period expenditures and therefore are deferred in the funds.		
Delinquent Taxes at June 30, 2020		<u>79,544.60</u>
Net Position – Governmental Activities		<u>\$ 23,906,199.29</u>

The notes to the financial statements are an integral part of this statement.

MADISON CENTRAL SCHOOL DISTRICT NO. 39-2
STATEMENT OF REVENUES, EXPENDITURES AND CHANGES IN FUND BALANCES
GOVERNMENTAL FUNDS
FOR THE YEAR ENDED JUNE 30, 2020

	<u>General Fund</u>	<u>Capital Outlay Fund</u>	<u>Special Education Fund</u>	<u>Pension Fund</u>	<u>Bond Redemption Fund</u>	<u>Total Governmental Funds</u>
Revenues:						
Revenue from Local Sources:						
Taxes:						
Ad Valorem Taxes	\$ 3,390,201.89	\$ 2,540,634.33	\$ 1,339,279.25	\$	\$ 431,010.78	\$ 7,701,126.25
Prior Years' Ad Valorem Taxes	29,822.70	15,264.63	7,170.96	343.50	2,526.51	55,128.30
Tax Deed Revenue	2,402.91	931.42	518.45		160.86	4,013.64
Utility Taxes	179,223.08					179,223.08
Penalties and Interest on Taxes	6,775.07	5,005.22	2,281.39	0.05	3,459.20	17,520.93
Earnings on Investments and Deposits	15,700.45	31,931.33	2,575.19	1,531.85	110.41	51,849.23
Cocurricular Activities:						
Admissions	43,778.00					43,778.00
Rentals	100.00					100.00
Other Pupil Activity Income	13,453.98					13,453.98
Other Revenue from Local Sources:						
Rentals	28,895.53	37,500.00				66,395.53
Contributions and Donations		10,000.00				10,000.00
Services provided other LEA's	34,583.37					34,583.37
Medicaid Services	14,694.12		21,138.27			35,832.39
Other	10,654.87	327.33	14,755.32			25,737.52
Revenue from Intermediate Sources:						
County Sources:						
County Apportionment	85,290.26					85,290.26
Revenue from State Sources:						
Grants-in-Aid:						
Unrestricted Grants-in-Aid	3,545,051.09					3,545,051.09
Restricted Grants-in-Aid	3,676.06		194,226.00			197,902.06
Other State Revenue	8,383.68	18,727.82				27,111.50
Revenue from Federal Sources:						
Grants-in-Aid:						
Unrestricted Grants-in-Aid Received from						
Federal Government Through Intermediate Source	5,518.19	9,890.74	5,148.10		1,685.69	22,242.72
Restricted Grants-in-Aid Received						
from Federal Government Through State	326,616.39	63,992.60	261,096.00			651,704.99
Total Revenue	<u>7,744,821.64</u>	<u>2,734,205.42</u>	<u>1,848,188.93</u>	<u>1,875.40</u>	<u>438,953.45</u>	<u>12,768,044.84</u>

Expenditures:

Instruction:

Regular Programs:

Elementary	1,776,964.00	165,161.65	1,942,125.65
Middle/Junior High	1,191,415.98	64,736.11	1,256,152.09
High School	1,589,008.12	164,755.77	1,753,763.89
Other Regular Programs	18,205.61		18,205.61

Special Programs:

Programs for Special Education Educationally Deprived	166,635.22		1,404,573.76 166,635.22
--	------------	--	----------------------------

Support Services:

Pupils:

Guidance	138,069.04		138,069.04
Health	21,036.08		21,036.08
Psychological		53,292.97	53,292.97
Speech Pathology		135,592.47	135,592.47
Student Therapy Services		113,542.96	113,542.96

Support Services - Instructional Staff:

Improvement of Instruction	42,369.25		42,369.25
Educational Media	240,539.70	65,328.97	305,868.67

Support Services - General Administration:

Board of Education	50,173.08		50,173.08
Executive Administration	199,519.06		199,519.06

Support Services - School Administration:

Office of the Principal	559,751.23		559,751.23
Other	1,658.71		1,658.71

Support Services - Business:

Fiscal Services	187,377.12		187,377.12
Facilities Acquisition and Construction		2,948.39	2,948.39
Operation and Maintenance of Plant	1,051,483.03		1,051,483.03
Pupil Transportation	271,658.93	68,965.65	340,624.58
Internal Services	21,448.52	25,546.94	46,995.46

Support Services - Special Education:

Administrative Costs		120,550.63	120,550.63
Transportation Costs		11,568.79	11,568.79
Autism/Preschool		40,489.62	40,489.62

Community Services:

Nonpublic School	4,057.60		4,057.60
Other	3,513.86		3,513.86

MADISON CENTRAL SCHOOL DISTRICT NO. 39-2
STATEMENT OF REVENUES, EXPENDITURES AND CHANGES IN FUND BALANCES
GOVERNMENTAL FUNDS
FOR THE YEAR ENDED JUNE 30, 2020

	<u>General Fund</u>	<u>Capital Outlay Fund</u>	<u>Special Education Fund</u>	<u>Pension Fund</u>	<u>Bond Redemption Fund</u>	<u>Total Governmental Funds</u>
Nonprogrammed Charges:						
Early Retirement Payments				113,066.75		113,066.75
Debt Services		672,860.00			432,815.00	1,105,675.00
Cocurricular Activities:						
Male Activities	92,842.75					92,842.75
Female Activities	76,970.84					76,970.84
Transportation	29,253.96					29,253.96
Combined Activities	227,225.05	40,936.04				268,161.09
Capital Outlay	24,875.00	878,901.09				903,776.09
Total Expenditures	<u>7,986,051.74</u>	<u>2,150,140.61</u>	<u>1,879,611.20</u>	<u>113,066.75</u>	<u>432,815.00</u>	<u>12,561,685.30</u>
Excess of Revenue Over (Under) Expenditures	<u>(241,230.10)</u>	<u>584,064.81</u>	<u>(31,422.27)</u>	<u>(111,191.35)</u>	<u>6,138.45</u>	<u>206,359.54</u>
Other Financing Sources						
Transfer In	132,053.28					132,053.28
Transfer (Out)				(132,053.28)		(132,053.28)
Total Other Financing Sources	<u>132,053.28</u>			<u>(132,053.28)</u>		
Net Change in Fund Balance	(109,176.82)	584,064.81	(31,422.27)	(243,244.63)	6,138.45	206,359.54
FUND BALANCE - JULY 1, 2019	<u>2,256,945.08</u>	<u>3,296,348.93</u>	<u>451,720.47</u>	<u>243,244.63</u>	<u>106,546.03</u>	<u>6,354,805.14</u>
FUND BALANCE - JUNE 30, 2020	<u>\$ 2,147,768.26</u>	<u>\$ 3,880,413.74</u>	<u>\$ 420,298.20</u>	<u>\$</u>	<u>\$ 112,684.48</u>	<u>\$ 6,561,164.68</u>

18

The notes to the financial statements are an integral part of this statement.

**MADISON CENTRAL SCHOOL DISTRICT NO. 39-2
RECONCILIATION OF THE STATEMENT OF REVENUES, EXPENDITURES, AND CHANGES
IN FUND BALANCE TO THE GOVERNMENT-WIDE STATEMENT OF ACTIVITIES
FOR THE YEAR ENDED JUNE 30, 2020**

Net Change in Fund Balances – Total Governmental Funds \$ 206,359.54

Amounts reported for governmental activities in the Statement of Activities are different because:

Capital outlays are reported in governmental funds as expenditures. However, in the Statement of Activities, the cost of those assets is allocated over their useful lives as depreciation expense. This is the amount by which depreciation expense exceeds capital outlays in the period.

Capital Outlays	\$ 903,776.09	
Depreciation Expense	<u>(1,008,101.12)</u>	(104,325.03)

In the statement of activities, gains and losses on disposal of capital assets are reported, whereas, in the governmental funds, the proceeds from the disposal of capital assets is reflected, regardless of whether a gain or loss is realized. The amount of the gain (loss) is:

(35,914.70)

Repayment of long-term debt is an expenditure in the governmental funds, but it reduces long-term liabilities in the Statement of Net Assets and does not affect the Statement of Activities.

Capital Outlay Certificates	315,000.00	
General Obligation Bonds	315,000.00	
Notes Payable	225,400.00	
Financing (Capital Acquisition) Lease	<u>6,487.26</u>	861,887.26

Governmental funds recognize expenditures for amounts of compensated absences and early retirement benefits actually paid to employees with current financial resources during the fiscal year. Amounts of compensated absences and early retirement benefits earned by employees are not recognized in the funds. In the Statement of Activities, expenses for those benefits are recognized when the employees earn leave credits or elect to retire early.

Accrued Vacation Leave	(75,762.33)	
Early Retirement	<u>37,490.99</u>	(38,271.34)

Internal service funds are used by management to charge costs of certain activities such as self insurance to individual funds. The net revenue (expense) of the internal service funds is reported within the governmental activities.

293,752.59

In both the government-wide and fund financial statements, revenues from property tax levies are applied to finance the budget of a particular period. Accounting for revenues from property tax accruals in the funds' statements differs from the accounting in the government-wide statements in that the fund financial statements require the amounts to be "available." This amount reflects the application of both the application period and "availability criteria."

26,970.88

Changes in the pension related deferred outflows/inflows are direct components of pension liability(asset) and are not reflected in the governmental funds.

(867,357.40)

Change in Net Position of Governmental Activities \$ 343,101.80

The notes to the financial statements are an integral part of this statement.

MADISON CENTRAL SCHOOL DISTRICT NO. 39-2
STATEMENT OF NET POSITION
PROPRIETARY FUNDS
JUNE 30, 2020

	<u>Enterprise Funds</u>			<u>Internal Service Fund</u>
	<u>Food Service Fund</u>	<u>Driver Education Fund</u>	<u>Total</u>	<u>Health Insurance Fund</u>
ASSETS:				
Current Assets:				
Cash and Cash Equivalents	\$ 283,010.86	\$ 1,481.11	\$ 284,491.97	\$ 1,116,297.30
Accounts Receivable	4,247.76		4,247.76	
Due from Government	27,954.63		27,954.63	
Inventory of Donated Food	<u>346.42</u>		<u>346.42</u>	
Total Current Assets	<u>315,559.67</u>	<u>1,481.11</u>	<u>317,040.78</u>	<u>1,116,297.30</u>
Capital Assets:				
Machinery and Equipment	339,531.55		339,531.55	
Less: Accumulated Depreciation	<u>(107,938.81)</u>		<u>(107,938.81)</u>	
Total Noncurrent Assets	<u>231,592.74</u>		<u>231,592.74</u>	
TOTAL ASSETS	<u>547,152.41</u>	<u>1,481.11</u>	<u>548,633.52</u>	<u>1,116,297.30</u>
LIABILITIES:				
Current Liabilities:				
Accounts Payable	9,629.85		9,629.85	5,191.14
Incurred but Not Reported Claims				46,000.00
Deposits Payable	<u>33,645.82</u>		<u>33,645.82</u>	
Total Current Liabilities	<u>43,275.67</u>		<u>43,275.67</u>	<u>51,191.14</u>
NET POSITION:				
Net Investment in Capital Assets	231,592.74		231,592.74	
Unrestricted Net Position	<u>272,284.00</u>	<u>1,481.11</u>	<u>273,765.11</u>	<u>1,065,106.16</u>
TOTAL NET POSITION	<u>\$ 503,876.74</u>	<u>\$ 1,481.11</u>	<u>\$ 505,357.85</u>	<u>\$ 1,065,106.16</u>

The notes to the financial statements are an integral part of this statement.

**MADISON CENTRAL SCHOOL DISTRICT NO. 39-2
STATEMENT OF REVENUES, EXPENSES, AND
CHANGES IN FUND NET POSITION
PROPRIETARY FUNDS
FOR THE YEAR ENDED JUNE 30, 2020**

	<u>Enterprise Funds</u>			<u>Internal Service Fund</u>
	<u>Food Service Fund</u>	<u>Driver Education Fund</u>	<u>Total</u>	<u>Health Insurance Fund</u>
Operating Revenue:				
Food Sales:				
To Pupils	\$ 183,648.37	\$	\$ 183,648.37	\$
To Adults	5,961.72		5,961.72	
A la Carte	38,301.05		38,301.05	
Tuition and Fees:				
Driver's Education		30.00	30.00	
Self Insurance Premiums				1,112,933.98
Total Operating Revenue	<u>227,911.14</u>	<u>30.00</u>	<u>227,941.14</u>	<u>1,112,933.98</u>
Operating Expenses:				
Food Service:				
Salaries	9,792.33		9,792.33	
Employee Benefits	5,260.82		5,260.82	
Purchased Services	408,346.45		408,346.45	
Supplies	6,677.49		6,677.49	
Cost of Sales-Purchased Food	8,869.71		8,869.71	
Cost of Sales-Donated Food	55,421.58		55,421.58	
Depreciation-Local Funds	26,716.42		26,716.42	
Other Community Services:				
Salaries		13,471.62	13,471.62	
Self Insurance Costs				834,362.94
Total Operating Expenses	<u>521,084.80</u>	<u>13,471.62</u>	<u>534,556.42</u>	<u>834,362.94</u>
Operating Income (Loss)	(293,173.66)	(13,441.62)	(306,615.28)	278,571.04
Nonoperating Revenue:				
Local Sources:				
Investment Earnings	2,210.26	36.89	2,247.15	15,181.55
State Sources:				
Cash Reimbursements	2,059.96		2,059.96	
Federal Sources:				
Cash Reimbursements	279,137.29		279,137.29	
Donated Food	52,982.50		52,982.50	
Nonoperating Expense:				
Loss on Disposal of Capital Assets	(7,738.70)		(7,738.70)	
Total Nonoperating Revenue (Expense)	<u>328,651.31</u>	<u>36.89</u>	<u>328,688.20</u>	<u>15,181.55</u>
Change in Net Position	35,477.65	(13,404.73)	22,072.92	293,752.59
Net Position - Beginning	<u>468,399.09</u>	<u>14,885.84</u>	<u>483,284.93</u>	<u>771,353.57</u>
NET POSITION - ENDING	<u>\$ 503,876.74</u>	<u>\$ 1,481.11</u>	<u>\$ 505,357.85</u>	<u>\$ 1,065,106.16</u>

The notes to the financial statements are an integral part of this statement.

MADISON CENTRAL SCHOOL DISTRICT NO. 39-2
STATEMENT OF CASH FLOWS
PROPRIETARY FUNDS
FOR THE YEAR ENDED JUNE 30, 2020

	Enterprise Funds			Internal Service Fund
	Food Service Fund	Driver Education Fund	Total	Health Insurance Fund
Cash Flows from Operating Activities:				
Receipts from Customers	\$ 211,727.40	\$ 30.00	\$ 211,757.40	\$
Cash Receipts for Interfund Services Provided				1,112,933.98
Payments to Suppliers	(425,773.80)		(425,773.80)	
Payments to Employees	(15,053.15)	(13,471.62)	(28,524.77)	
Other Receipts and (Disbursements)				(877,650.00)
Net Cash Provided (Used) by Operating Activities	<u>(229,099.55)</u>	<u>(13,441.62)</u>	<u>(242,541.17)</u>	<u>235,283.98</u>
Cash Flows from Noncapital Financing Activities:				
Operating Subsidies	<u>281,197.25</u>		<u>281,197.25</u>	
Net Cash Flows from Noncapital Financing Activities:	<u>281,197.25</u>		<u>281,197.25</u>	
Cash Flows from Capital and Related Financing Activities:				
Purchase of Capital Assets	<u>(112,164.56)</u>		<u>(112,164.56)</u>	
Net Cash Flows from Capital and Related Financing Activities:	<u>(112,164.56)</u>		<u>(112,164.56)</u>	
Cash Flows from Investing Activities:				
Investment Earnings	<u>2,210.26</u>	<u>36.89</u>	<u>2,247.15</u>	<u>15,181.55</u>
Net Cash Flows from Investing Activities:	<u>2,210.26</u>	<u>36.89</u>	<u>2,247.15</u>	<u>15,181.55</u>
Net Increase (Decrease) in Cash and Cash Equivalents	<u>\$ (57,856.60)</u>	<u>\$ (13,404.73)</u>	<u>\$ (71,261.33)</u>	<u>\$ 250,465.53</u>
Cash and Cash Equivalents at Beginning of Year	\$ 340,867.46	\$ 14,885.84	\$ 355,753.30	\$ 865,831.77
CASH AND CASH EQUIVALENTS AT END OF YEAR	<u>283,010.86</u>	<u>1,481.11</u>	<u>284,491.97</u>	<u>1,116,297.30</u>
Net Increase (Decrease) in Cash and Cash Equivalents	<u>\$ (57,856.60)</u>	<u>\$ (13,404.73)</u>	<u>\$ (71,261.33)</u>	<u>\$ 250,465.53</u>
RECONCILIATION OF OPERATING INCOME (LOSS) TO NET CASH PROVIDED (USED) BY OPERATING ACTIVITIES:				
Operating Income (Loss)	\$(293,173.66)	\$(13,441.62)	\$(306,615.28)	\$ 278,571.04
Adjustments to Reconcile Operating Income to Net Cash Provided (Used) by Operating Activities:				
Depreciation Expense	26,716.42		26,716.42	
Value of Commodities Used	55,421.58		55,421.58	
Change in Assets and Liabilities:				
Due from Government	(22,034.92)			
Accounts and Other Payables	(1,880.15)		(1,880.15)	(43,287.06)
Deposits Payable	<u>5,851.18</u>		<u>5,851.18</u>	
Net Cash Provided (Used) by Operating Activities	<u>\$(229,099.55)</u>	<u>\$(13,441.62)</u>	<u>\$(242,541.17)</u>	<u>\$ 235,283.98</u>
Noncash Investing, Capital and Financing Activities:				
Value of Commodities Received	\$ 52,982.50			

The notes to the financial statements are an integral part of this statement.

MADISON CENTRAL SCHOOL DISTRICT NO. 39-2
STATEMENT OF NET POSITION
FIDUCIARY FUNDS
JUNE 30, 2020

	Private Purpose Trust Funds	Agency Funds
	<u> </u>	<u> </u>
ASSETS:		
Cash and Cash Equivalents	\$ 110,698.52	\$ 175,547.30
Investments-Certificates of Deposit		7,587.19
Beneficial Interest in Assets held by SD Community Foundation	<u>529,875.96</u>	<u> </u>
TOTAL ASSETS	<u>640,574.48</u>	<u>183,134.49</u>
LIABILITIES:		
Amount Held for Others	<u> </u>	<u>183,134.49</u>
TOTAL LIABILITIES	<u> </u>	<u>\$ 183,134.49</u>
NET POSITION:		
Restricted for Scholarships:		
Non-Expendable	529,875.96	
Expendable	90,331.29	
Restricted for Educational Enrichment:		
Expendable	<u>20,367.23</u>	
TOTAL NET POSITION	<u>\$ 640,574.48</u>	

The notes to the financial statements are an integral part of this statement.

**MADISON CENTRAL SCHOOL DISTRICT NO. 39-2
STATEMENT OF CHANGES IN NET POSITION
FIDUCIARY FUNDS
FOR THE YEAR ENDED JUNE 30, 2020**

	<u>Private-Purpose Trust Funds</u>
ADDITIONS:	
Contributions and Earnings	<u>\$ 90,023.92</u>
DEDUCTIONS:	
Other Deductions for Scholarships	<u>58,104.37</u>
Total Deductions	<u>58,104.37</u>
Change in Net Position	31,919.55
Net Position - Beginning	<u>608,654.93</u>
NET POSITION - ENDING	<u>\$ 640,574.48</u>

The notes to the financial statements are an integral part of this statement.

**MADISON CENTRAL SCHOOL DISTRICT NO. 39-2
NOTES TO THE FINANCIAL STATEMENTS**

NOTE 1 – SUMMARY OF SIGNIFICANT ACCOUNTING POLICIES

The accounting policies of the School District conform to generally accepted accounting principles applicable to government entities in the United States of America.

a. Financial Reporting Entity

The reporting entity of Madison Central School District No. 39-2, consists of the primary government (which includes all of the funds, organizations, institutions, agencies, departments, and offices that make up the legal entity, plus those funds for which the primary government has a fiduciary responsibility, even though those fiduciary funds may represent organizations that do not meet the criteria for inclusion in the financial reporting entity); those organizations for which the primary government is financially accountable; and other organizations for which the nature and significance of their relationship with the primary government are such that their exclusion would cause the financial reporting entity's financial statements to be misleading or incomplete.

Component units are legally separate organizations for which the elected officials of the primary government are financially accountable. The School District is financially accountable if its Governing Board appoints a voting majority of another organization's governing body and it has the ability to impose its will on that organization, or there is a potential for that organization to provide specific financial benefits to, or impose specific financial burdens on, the School District (primary government). The School District may also be financially accountable for another organization if that organization is fiscally dependent on the School District.

The School District has included the Madison Central School Educational Foundation, Inc., a blended component unit, as part of the private-purpose trust funds on the statement of fiduciary net position and statement of changes in fiduciary net position. The Madison Central School Educational Foundation is a non-profit corporation established to promote, enhance and enable educational opportunities, in the Madison Central School District. The financial records are maintained by the Madison Central School District and may be obtained from them.

The School District participates in a cooperative service unit with several other school districts. See detailed note entitled "Joint Ventures" for specific disclosures. Joint ventures do not meet the criteria for inclusion in the financial reporting entity as a component unit, but are discussed in these notes because of the nature of their relationship with the School District.

b. Basis of Presentation

Government-wide Financial Statements:

The Statement of Net Position and Statement of Activities display information about the reporting entity as a whole. They include all funds of the reporting entity except for fiduciary funds. The statements distinguish between governmental and business-type activities. Governmental activities generally are financed through taxes, intergovernmental revenues, and other non-exchange revenues. Business-type activities are financed in whole or in part by fees charged to external parties for goods or services.

The Statement of Net Position reports all financial and capital resources, in a net position form (assets minus liabilities equal net position). Net position are displayed in three components, as applicable, net investment in capital assets, restricted (distinguishing between major categories of restrictions), and unrestricted.

The Statement of Activities presents a comparison between direct expenses and program revenues for each segment of the business-type activities of the School District and for each function of the School District's governmental activities. Direct expenses are those that are specifically associated with a program or function and, therefore, are clearly identifiable to a particular function. Program revenues include (a) charges paid by the recipients of goods or services offered by the programs and (b) grants and contributions that are restricted to meeting the operational or capital requirements of a particular program. Revenues that are not classified as program revenues, including all taxes, are presented as general revenues.

Fund Financial Statements:

Fund financial statements of the reporting entity are organized into funds, each of which is considered to be a separate accounting entity. Each fund is accounted for by providing a separate set of self-balancing accounts that constitute its assets, liabilities, fund equity, revenues, and expenditures/expenses. Funds are organized into three major categories: governmental, proprietary, and fiduciary. An emphasis is placed on major funds within the governmental and proprietary categories. A fund is considered major if it is the primary operating fund of the School District or it meets the following criteria:

1. Total assets, liabilities, revenues, or expenditures/expenses of the individual governmental or enterprise fund are at least 10 percent of the corresponding total for all funds of that category or type, and
2. Total assets, liabilities, revenues, or expenditures/expenses of the individual governmental or enterprise fund are at least 5 percent of the corresponding total for all governmental and enterprise funds combined, or
3. Management has elected to classify one or more governmental or enterprise funds as major for consistency in reporting from year to year, or because of public interest in the fund's operations.

The funds of the School District financial reporting entity are described below within their respective fund types:

Governmental Funds:

General Fund – A fund established by South Dakota Codified Laws (SDCL) 13-16-3 to meet all the general operational costs of the School District, excluding capital outlay fund and special education fund expenditures. The General Fund is always a major fund.

Special Revenue Funds – Special revenue funds are used to account for and report the proceeds of specific revenue sources that are legally restricted to expenditures for specified purposes.

Capital Outlay Fund – A fund established by SDCL 13-16-6 to meet expenditures which result in the lease of, acquisition of or additions to real property, plant or equipment, textbooks and instructional software. This fund is financed by property taxes. This is a major fund.

Special Education Fund – A fund established by SDCL 13-37-16 to pay the costs for the special education of all children in need of special assistance and prolonged assistance who reside within the School District. This fund is financed by grants and property taxes. This is a major fund.

Pension Fund – A fund established by SDCL 13-10-6 for the purpose of paying pensions to retired employees of school districts, which have established such systems, paying the School District's share of retirement plan contributions, and for funding early retirement benefits to qualifying employees. This fund is financed by property taxes. This is a major fund and was closed during FY 2020.

Debt Service Funds – Debt Service Funds are used to account for the accumulation of resources for, and the payment of, general long-term debt principal, interest, and related costs.

The Bond Redemption Fund – A fund established by SDCL 13-16-13 to account for the proceeds of a special property tax restricted to use for the payment of principal and interest on general obligation bonded debt. The Bond Redemption Fund is the only debt service fund maintained by the School District. This is a major fund.

Proprietary Funds:

Enterprise Funds – Enterprise funds may be used to report any activity for which a fee is charged to external users for goods or services. Activities are required to be reported as enterprise funds if any one of the following criteria is met.

- a. The activity is financed with debt that is secured solely by a pledge of the net revenues from fees and charges of the activity. Debt that is secured by a pledge of net revenues from fees and charges and the full faith and credit of a related primary government or component unit—even if that government is not expected to make any payments—is not payable solely from fees and charges of the activity. (Some debt may be secured, in part, by a portion of its own proceeds but should be considered as payable "solely" from the revenues of the activity.)
- b. Laws or regulations require that the activity's costs of providing services, including capital costs (such as depreciation or debt service), be recovered with fees and charges, rather than with taxes or similar revenues.
- c. The pricing policies of the activity establish fees and charges designed to recover its costs, including capital costs (such as depreciation or debt service).

Food Service Fund – A fund used to record financial transactions related to food service operations. This fund is financed by user charges and grants. This is a major fund.

Driver's Education Fund – A fund used to record financial transactions related to driver's education instruction. This fund is financed by user charges. This is a major fund.

Internal Service Funds – Are used to report activities that provide goods or services to other funds, departments, or agencies of the School District and its component units, or to other governments, on a cost-reimbursement basis. Internal Service Funds are never considered to be major funds.

The Health Insurance Fund is the only Internal Service Fund maintained by the School District.

Fiduciary Funds:

Fiduciary Funds consist of the following sub-categories and are never considered to be major funds.

Private-Purpose Trust Funds – Private-Purpose Trust Funds are used to account for all other trust arrangements under which principal and income benefit individuals, private organizations or other governments. The amounts accounted for in the District's private-purpose trust funds include amounts originating from donations for the purpose of paying scholarship monies to students, and the Madison Central School Education Foundation Inc. component unit activity.

Agency Funds – Agency funds are used to account for resources held by the School District in a purely custodial capacity (assets equal liabilities). Since agency funds are custodial in nature they do not involve the measurement of results of operations. The District maintains agency funds for the following purposes: Student Class Funds, Student Club Funds and Clearing Accounts.

c. Measurement Focus and Basis of Accounting

Measurement focus is a term used to describe “how” transactions are recorded within the various financial statements. Basis of accounting refers to “when” revenues and expenditures or expenses are recognized in the accounts and reported in the financial statements, regardless of the measurement focus.

Measurement Focus:

Government-wide Financial Statements:

In the government-wide Statement of Net Position and Statement of Activities, both governmental and business-type activities are presented using the economic resources measurement focus, applied on the accrual basis of accounting.

Fund Financial Statements:

In the fund financial statements, the “current financial resources” measurement focus and the modified accrual basis of accounting are applied to governmental funds, while the “economic resources” measurement focus and the accrual basis of accounting are applied to the proprietary and fiduciary fund types.

Basis of Accounting:

Government-wide Financial Statements:

In the government-wide Statement of Net Position and Statement of Activities, governmental and business-type activities are presented using the accrual basis of accounting. Under the accrual basis of accounting, revenues and related assets generally are recorded when earned (usually when the right to receive cash vests); and expenses and related liabilities are recorded when an obligation is incurred (usually when the obligation to pay cash in the future vests).

Fund Financial Statements:

All governmental funds are accounted for using the modified accrual basis of accounting. Their revenues, including property taxes, generally are recognized when they become measurable and available. “Available” means resources are collected or to be collected soon enough after the end of the fiscal year that they can be used to pay the bills of the current period. The accrual period for the School District Number is 60 days. The revenues which are accrued are primarily amounts due from other governments for grants and taxes at June 30, 2020.

Under the modified accrual basis of accounting, receivables may be measurable but not available. Available means collectable within the current period or soon enough thereafter to be used to pay liabilities of the current period. Unavailable revenues, where asset recognition criteria have been met, but for which revenue recognition have not been met, are reported as a deferred inflow of resources.

Expenditures generally are recognized when the related fund liability is incurred. Exceptions to this general rule include principal and interest on general long-term debt which are recognized when due.

All proprietary funds and fiduciary funds are accounted for using the accrual basis of accounting. Their revenues are recognized when they are earned, and their expenses are recognized when they are incurred.

d. Interfund Eliminations and Reclassifications

Government-wide Financial Statements:

In the process of aggregating data for the government-wide financial statements, some amounts reported as interfund activity and balances in the fund financial statements have been eliminated or reclassified, as follows:

1. In order to minimize the doubling-up effect on internal service fund activity, certain "centralized expenses" including an administrative overhead component, are charged as direct expenses to funds or programs in order to show all expenses that are associated with a service, program, department, or fund. When expenses are charged, in this manner, expense reductions occur in the General Fund, so that expenses are reported only in the function to which they relate.

e. Deposits and Investments:

For the purpose of financial reporting, "cash and cash equivalents" includes all demand and savings accounts and certificates of deposit or short-term investments with a term to maturity at date of acquisition of three months or less. Investments in open-end mutual fund shares, or similar investments in external investment pools, are also considered to be cash equivalents.

Investments classified in the financial statements consist entirely of certificates of deposit whose term to maturity at date of acquisition exceeds three months, and/or those types of investment authorized by South Dakota Codified Law (SDCL) 4-5-6.

f. Capital Assets

Capital assets include land, buildings, machinery and equipment, and all other tangible or intangible assets that are used in operations and that have initial useful lives extending beyond a single reporting period.

The accounting treatment over capital assets depends on whether the assets are used in governmental fund operations or proprietary fund operations and whether they are reported in the government-wide or fund financial statements.

Government-Wide Statements

All capital assets are valued at historical cost or estimated historical cost if actual historical cost is not available. Donated capital assets are valued at their estimated fair value on the date donated. Reported cost values include ancillary charges necessary to place the asset into its intended location and condition for use. Subsequent to initial capitalization, improvements or betterments that are significant, and which extend the useful life of a capital asset are also capitalized.

For governmental activities Capital Assets, construction-period interest is not capitalized, in accordance with USGAAP, while for capital assets used in business-type activities/proprietary fund's operations, construction period interest is capitalized in accordance with USGAAP.

The total June 30, 2020 balance of capital assets for governmental activities includes approximately 2.83% for which costs were determined by estimates of original costs. The total June 30, 2020, balance of capital assets for business-type activities are valued at original cost.

Depreciation of all exhaustible capital assets is recorded as an allocated expense in the government-wide Statement of Activities, with net capital assets reflected in the Statement of Net Position. Capitalization thresholds (the dollar values above which asset acquisitions are added to the capital asset accounts), depreciation methods, and estimated useful lives of capital assets reported in the government-wide statements and proprietary funds are as follows:

	Capitalization Threshold	Depreciation Method	Estimated Useful Life
Land	\$ 5,000.00	NA	NA
Buildings	5,000.00	Straight Line	50 yrs.
Improvements other than Buildings	5,000.00	Straight Line	10-50 yrs.
Machinery and Equipment	5,000.00	Straight Line	2-20 yrs.
Food Service Machinery & Equipment	2,500.00	Straight Line	12 yrs

Land is an inexhaustible capital asset and is not depreciated.

Fund Financial Statements

In the fund financial statements, capital assets used in governmental fund operations are accounted for as capital expenditures of the appropriate governmental fund upon acquisition. Capital assets used in proprietary fund operations are accounted for on the accrual basis, the same as in the government-wide statements.

g. Long-Term Liabilities:

The accounting treatment of long-term liabilities depends on whether the assets are used in governmental fund operations or proprietary fund operations and whether they are reported in the government-wide or fund financial statements.

All long-term liabilities to be repaid from governmental and business-type resources are reported as liabilities in the government-wide statements. The long-term liabilities primarily consist of compensated absences, note payable, capital outlay certificates payable, general obligation bonds payable, capital leases and early retirement benefits payable.

In the fund financial statements, debt proceeds are reported as revenues (other financing sources), while payments of principal and interest are reported as expenditures when they become due. The accounting for proprietary fund long-term debt is on the accrual basis, the same in the fund statements as in the government-wide statements.

h. Program Revenues

In the government-wide Statement of Activities, reported program revenues derive directly from the program itself or from parties other than the School District's taxpayers or citizenry, as a whole. Program revenues are classified into three categories, as follows:

1. Charges for services – These arise from charges to customers, applicants, or others who purchase, use, or directly benefit from the goods, services, or privileges provided, or are otherwise directly affected by the services.
2. Program-specific operating grants and contributions – These arise from mandatory and voluntary non-exchange transactions with other governments, organizations, or individuals that are restricted for use in a particular program.
3. Program-specific capital grants and contributions – These arise from mandatory and voluntary non-exchange transactions with other governments, organizations, or individuals that are restricted for the acquisition of capital assets for use in a particular program.

i. Proprietary Funds Revenue and Expense Classifications:

In the proprietary fund's Statement of Activities, revenues and expenses are classified in a manner consistent with how they are classified in the Statement of Cash Flows. That is, transactions for

which related cash flows are reported as capital and related financing activities, noncapital financing activities, or investing activities are not reported as components of operating revenues or expenses.

j. Cash and Cash Equivalents:

The School District pools its cash resources for depositing and investing purposes. Accordingly, the enterprise funds have access to its cash resources on demand. Accordingly, all reported enterprise fund deposit and investment balances are considered to be cash equivalents for the purpose of the Statement of Cash Flows.

k. Equity Classifications

Government-wide Financial Statements:

Equity is classified as Net Position and is displayed in three components:

1. Net Investment in Capital Assets – Consists of capital assets, including restricted capital assets, net of accumulated depreciation (if applicable) and reduced by the outstanding balances of any bonds, mortgages, notes, or other borrowings that are attributable to the acquisition, construction, or improvement of those assets.
2. Restricted Net Position – Consists of net position with constraints placed on their use either by (a) external groups such as creditors, grantors, contributors, or laws and regulations of other governments; or (b) law through constitutional provisions or enabling legislation.
3. Unrestricted Net Position – All other net position that do not meet the definition of “restricted” or “net investment in capital assets.”

Fund Financial Statements:

Governmental fund equity is classified as fund balance, and is distinguished between Nonspendable, Restricted, Committed, Assigned or Unassigned components. Proprietary fund equity is classified the same as in the government-wide financial statements. Fiduciary fund equity (except for Agency Funds, which have no fund equity) is reported as net position held in trust for other purposes.)

l. Application of Net Position:

It is the School District’s policy to first use restricted net position, prior to the use of unrestricted net position, when an expense is incurred for purposes for which both restricted and unrestricted net position are available.

m. Deferred Inflows and Deferred Outflows of Resources:

In addition to assets, the statement of financial position reports a separate section for deferred outflows of resources. Deferred outflows of resources represent consumption of net position that applies to a future period or periods. These items will not be recognized as an outflow of resources until the applicable future period.

In addition to liabilities, the statement of financial position reports a separate section for deferred inflows of resources. Deferred inflows of resources represent acquisitions of net position that applies to a future period or periods. These items will not be recognized as an inflow of resources until the applicable future period.

n. Fund Balance Classification Policies and Procedures:

In accordance with Government Accounting Standards Board (GASB) No. 54, Fund Balance Reporting and Governmental Fund Type Definitions, the School District classifies governmental fund balances as follows:

- Nonspendable – includes fund balance amounts that cannot be spent either because it is not in spendable form or because of legal or contractual constraints.
- Restricted – includes fund balance amounts that are constrained for specific purposes which are externally imposed by providers, such as creditors or amounts constrained due to constitutional provisions or enabling legislation.
- Committed – includes fund balance amounts that are constrained for specific purposes that are internally imposed by the government through formal action of the highest level of decision-making authority and does not lapse at year-end.
- Assigned – includes fund balance amounts that are intended to be used for specific purposes that are neither considered restricted or committed. Fund Balance may be assigned by the School Board.
- Unassigned – includes positive fund balance within the General Fund which has not been classified within the above-mentioned categories and negative fund balances in other governmental funds.

The School District uses *restricted/committed* amounts first when both restricted and unrestricted fund balance is available unless there are legal document/contracts that prohibit doing this, such as a grant agreement requiring dollar for dollar spending. Additionally, the Government would first use *committed*, then *assigned*, and lastly *unassigned* amounts of unrestricted fund balance when expenditures are made.

The Government does not have a formal minimum fund balance policy. A schedule of fund balances is provided as follows:

MADISON CENTRAL SCHOOL DISTRICT NO. 39-2
DISCLOSURE OF FUND BALANCES REPORTED ON BALANCE SHEET
GOVERNMENTAL FUNDS
June 30, 2020

	<u>General Fund</u>	<u>Capital Outlay Fund</u>	<u>Special Education Fund</u>	<u>Bond Redemption Fund</u>	<u>Total Governmental Funds</u>
Fund Balances:					
Inventory	\$ 9,809.04				\$ 9,809.04
Restricted for:					
Capital Outlay Fund		3,880,413.74			3,880,413.74
Special Education Fund			420,298.20		420,298.20
Debt Service Requirements				112,684.48	112,684.48
Assigned to:					
Unemployment Subsequent Year's Budget	43,530.69				43,530.69
Unassigned	470,796.00				470,796.00
	<u>1,623,632.53</u>				<u>1,623,632.53</u>
Total Fund Balances	<u>\$ 2,147,768.26</u>	<u>\$ 3,880,413.74</u>	<u>\$ 420,298.20</u>	<u>\$ 112,684.48</u>	<u>\$ 6,561,164.68</u>

o. Pensions

For purposes of measuring the net pension liability (asset), deferred outflows of resources and deferred inflows of resources related to pensions, and pension expense (revenue), information about the fiduciary net position of the South Dakota Retirement System (SDRS) and additions

to/deletions from SDRS's fiduciary net position have been determined on the same basis as they are reported by SDRS. School District contributions and net pension liability (asset) are recognized on an accrual basis of accounting.

NOTE 2 – DEPOSITS AND INVESTMENTS CREDIT RISK, CONCENTRATIONS OF CREDIT RISK, AND INTEREST RATE RISK:

The School District follows the practice of aggregating the cash assets of various funds to maximize cash management efficiency and returns. Various restrictions on deposits and investments are imposed by statutes. These restrictions are summarized below:

Deposits - The School District's deposits are made in qualified public depositories as defined by SDCL 4-6A-1, 13-16-15, 13-16-15.1 and 13-16-18.1. Qualified depositories are required by SDCL 4-6A-3 to maintain at all times, segregated from their other assets, eligible collateral having a value equal to at least 100 percent of the public deposit accounts which exceed deposit insurance such as the FDIC and NCUA. In lieu of pledging eligible securities, a qualified public depository may furnish irrevocable standby letters of credit issued by federal home loan banks accompanied by written evidence of that bank's public debt rating which may not be less than "AA" or a qualified public depository may furnish a corporate surety bond of a corporation authorized to do business in South Dakota.

Investments - In general, SDCL 4-5-6 permits School District funds to be invested only in (a) securities of the United States and securities guaranteed by the United States Government either directly or indirectly; or (b) repurchase agreements fully collateralized by securities described in (a) above; or in shares of an open-end, no-load fund administered by an investment company whose investments are in securities described in (a) above and repurchase agreements described in (b) above. Also, SDCL 4-5-9 requires that investments shall be in the physical custody of the political subdivision or may be deposited in a safekeeping account with any bank or trust company designated by the political subdivision as its fiscal agent.

Credit Risk - State law limits eligible investments for the School District, as discussed above. The School District has no investment policy that would further limit its investment choices.

Concentration of Credit Risk - The School District places no limit on the amount that may be invested in any one issuer. The school district does not have any investments with an external investment pool as of June 30, 2020.

Interest Rate Risk - The School District does not have a formal investment policy that limits investment maturities as a means of managing its exposure to fair value losses arising from increasing interest rates.

Assignment of Investment Income - State law allows income from deposits and investments to be credited to either the General Fund or the fund making the investment. The School District's policy is to credit all income from investments to the fund making the investment.

NOTE 3 – BENEFICIAL INTEREST IN ASSETS HELD BY OTHERS

In 2010, the Madison Central School Educational Foundation (component unit) transferred \$171,288.52 from its investment portfolio to the South Dakota Community Foundation (SDCF) as an irrevocable gift. Additionally, the organization has made transfers of \$11,000, \$10,500, and \$7,000, during the fiscal years 2011, 2013, and 2014, respectively, from its investment portfolio to the South Dakota Community Foundation (SDCF) as irrevocable gifts. The policy of SDCF is to calculate the amount of money available for distribution from funds annually. The calculation is a percentage of the average balance in the fund over the last 16 quarters. The percentage can be up to 5% and is calculated shortly after December 31 each year. SDCF exercises variance power,

that is, if the purpose for which the fund was created becomes obsolete or if making distributions from the fund becomes impossible, unnecessary, or inconsistent with community needs, SDCF's board is obliged to select a similar use for the funds, which will most nearly meet the charitable intent of the fund. As of June 30, 2020, this endowment has a value of \$529,875.96 and is reported on the Statement of Fiduciary Net Position. Due to the irrevocable nature of these funds, the District does not receive the individual composition of the holdings to allow reporting the funds according to their individual fair market values.

NOTE 4 – RECEIVABLES AND PAYABLES

Receivables and payables are not aggregated in these financial statements. The School District expects all receivables to be collected within one year. No allowance for estimated uncollectibles has been established as the District believes all receivables are collectible.

NOTE 5 – INVENTORY

Inventory held for consumption is stated at cost.

Inventory held for Resale is stated at the lower of cost or market. The cost valuation method is the first in, first out method. Donated commodities are valued at estimated market value based on the USDA price list at date of receipt.

In the government-wide financial statements, and in the enterprise fund financial statements, inventory items are initially recorded as assets and charged to expense in the various functions of government as they are consumed.

In the governmental fund financial statements, inventories consist of expendable supplies held for consumption. The cost is recorded as an expenditure at the time individual inventory items are consumed. Reported inventories are equally offset by a Nonspendable Fund Balance classification which indicates that they do not constitute "available spendable resources" even though they are a component of net current position.

NOTE 6 – PROPERTY TAXES

Property taxes are levied on or before each October 1, attach as an enforceable lien on property, and become due and payable the following January 1, and are payable in two installments on or before the following April 30 and October 31. The county bills and collects the School District's taxes and remits them to the School District.

School District property tax revenues are recognized to the extent that they are used to finance each year's appropriations. Revenue related to current year property taxes receivable which is not intended to be used to finance the current year's appropriations and therefore are not susceptible to accrual has been reported as deferred revenue in both the fund financial statements and the government-wide financial statements. Additionally, in the fund financial statements, revenue from property taxes may be limited by any amount not collected during the current fiscal period or within the "availability period."

NOTE 7 – CHANGES IN CAPITAL ASSETS

A summary of changes in capital assets for the year ended June 30, 2020, is as follows:

Primary Government

	Balance June 30, 2019	Increases	Decreases	Balance June 30, 2020
Governmental Activities:				
Capital Assets, not being depreciated:				
Land	\$ 128,577.15	\$ 150,000.00	\$	\$ 278,577.15
Total, not being depreciated	<u>128,577.15</u>	<u>150,000.00</u>		<u>278,577.15</u>
Capital Assets, being depreciated:				
Buildings	24,997,202.17	12,306.94		25,009,509.11
Improvements Other than Buildings	8,379,658.75	298,666.45		8,678,325.20
Machinery and Equipment	2,521,435.17	442,802.70	(114,784.62)	2,849,453.25
Total, being depreciated	<u>35,898,296.09</u>	<u>741,469.15</u>	<u>(114,784.62)</u>	<u>36,537,287.56</u>
Less Accumulated Depreciation:				
Buildings	(6,068,779.83)	(447,801.09)		(6,516,580.92)
Improvements Other than Buildings	(2,991,566.83)	(392,329.49)		(3,383,896.32)
Machinery and Equipment	(1,245,432.51)	(167,970.54)	78,869.92	(1,334,533.13)
Total Accumulated Depreciation	<u>(10,305,779.17)</u>	<u>(1,008,101.12)</u>	<u>78,869.92</u>	<u>(11,235,010.37)</u>
Total Capital Assets, being depreciated, net	<u>25,592,516.92</u>	<u>(266,631.97)</u>	<u>(35,914.70)</u>	<u>25,302,277.19</u>
Governmental activities capital assets, net	<u>\$ 25,721,094.07</u>	<u>\$ (116,631.97)</u>	<u>\$ (35,914.70)</u>	<u>\$ 25,580,854.34</u>

**Depreciation expense was charged to functions as follows:

Governmental Activities:

Instruction	\$ 553,840.64
Support Services	405,665.83
Cocurricular	48,594.65

Total Depreciation expense-governmental activities

\$ 1,008,101.12

Business - Type Activities:

	Balance June 30, 2019	Increases	Decreases	Balance June 30, 2020
Capital Assets, being depreciated:				
Machinery and Equipment	\$ 248,695.14	\$ 131,602.06	\$ (40,765.65)	\$ 339,531.55
Less Accumulated Depreciation:				
Machinery and Equipment	(94,811.84)	(26,716.42)	13,589.45	(107,938.81)
Business-type activity capital assets, net	<u>\$ 153,883.30</u>	<u>\$ 104,885.64</u>	<u>\$ (27,176.20)</u>	<u>\$ 231,592.74</u>

**Depreciation expense was charged to functions as follows:

Business-type Activity

Food Service	<u>\$ 26,716.42</u>
--------------	---------------------

NOTE 8 – OPERATING LEASE

An operating lease exists with Pitney Bowes, Inc. for a postage meter. The lease is payable from the Capital Outlay Fund.

Fiscal Year	Postage Meter
2021	\$ 919.92

NOTE 9 – LONG -TERM LIABILITIES

A summary of the changes in long-term liabilities for the year ended June 30, 2020, is as follows:

Governmental Activities	Note Payables	Capital Outlay Certificates	General Obligation Bonds	Copier Lease	Early Retirement	Compensated Absences	Totals
Long-Term Liabilities Payable, July 1, 2019	\$ 1,127,000	\$ 5,115,000	\$ 4,860,000	\$ 19,462	\$ 37,491	\$ 5,932	\$ 11,164,885
Additions					151,152	5,396	156,548
Retired Amounts	(225,400)	(315,000)	(315,000)	(6,488)	(113,067)	(5,209)	(980,164)
Long-Term Liabilities Payable, June 30, 2020	<u>\$ 901,600</u>	<u>\$ 4,800,000</u>	<u>\$ 4,545,000</u>	<u>\$ 12,974</u>	<u>\$ 75,576</u>	<u>\$ 6,119</u>	<u>\$ 10,341,269</u>
Due within One Year	<u>\$ 225,400</u>	<u>\$ 320,000</u>	<u>\$ 330,000</u>	<u>\$ 6,487</u>	<u>\$ 75,576</u>	<u>\$ 6,119</u>	<u>\$ 963,582</u>

Compensated absences for governmental activities typically have been liquidated from the General Fund. Early Retirement Benefits payable for governmental activities typically have been liquidated from the General Fund.

Liabilities payable at June 30, 2020, are comprised of the following:

Capital Outlay Certificates:

Series 2012, Maturity Dates - September 27, 2012 to July 1, 2032,
Interest Rate from 1.10% to 3.00%, Payments made from the Capital
Outlay Fund. \$ 4,800,000.00

General Obligation Bonds Payable:

Series 2017 General Obligation Bonds, Maturity Dates - August 15, 2017
to August 15, 2030, Interest Rate from 1.05% to 3.10%, Payments made
from the Bond Redemption Fund. 4,545,000.00

Copier (Capital Acquisition) Lease:

Capital lease financing for the purchase of three copiers, due in montly
installments of \$1,081.21, at interest rate of 0.00%, final payment in June
2012. Payments from Capital Outlay Fund. 12,974.52

Compensated Absences:

Vacation pay which is payable from the General Fund. 6,119.18

Notes Payable:

Energy Efficient School Loan issued in 2008, Maturity Date-September 5, 2023, Interest Rate of 3.00%, Payments made from the Capital Outlay Fund. 901,600.00

Early Retirement:

Payable to individuals who qualify for the School District's early retirement plan. Early retirement is payable in two equal installments, one in June of the year of retirement, and one in the following year. Payments made from the General Fund. 75,575.72

The annual debt service requirements to maturity for all debt outstanding, other than compensated absences, and early retirement as of June 30, 2020, are as follows:

Annual Requirements to Maturity for Long Term Debt
June 30, 2020

Year	Capital Outlay Certificates		General Obligation Bonds		Notes Payable	(Capital Acquisition) Lease	Total	
	Principal	Interest	Principal	Interest	Principal	Principal	Principal	Interest
2021	\$ 320,000	\$ 125,875	\$ 330,000	\$ 110,615	\$ 225,400	\$ 6,487	\$ 881,887	\$ 236,490
2022	330,000	119,155	345,000	103,865	225,400	6,487	906,887	223,020
2023	340,000	111,895	360,000	96,815	225,400		925,400	208,710
2024	380,000	103,905	375,000	89,465	225,400		980,400	193,370
2025	390,000	94,595	390,000	81,718			780,000	176,313
2026-2030	2,110,000	313,160	2,240,000	249,267			4,350,000	562,427
2031-2035	930,000	41,240	505,000	7,827			1,435,000	49,067
Total	\$ 4,800,000	\$ 909,825	\$ 4,545,000	\$ 739,572	\$ 901,600	\$ 12,974	\$ 10,259,574	\$ 1,649,397

NOTE 10 – PENSION PLAN

Plan Information:

All employees, working more than 20 hours per week during the school year, participate in the South Dakota Retirement System (SDRS), a cost sharing, multiple employer defined benefit pension plan administered by SDRS to provide retirement benefits for employees of the State of South Dakota and its political subdivisions. The SDRS provides retirement, disability, and survivors' benefits. The right to receive retirement benefits vests after three years of credited service. Authority for establishing, administering and amending plan provisions are found in SDCL 3-12. The SDRS issues a publicly available financial report that includes financial statements and required supplementary information. That report may be obtained at <http://www.sdrs.sd.gov/publications/> or by writing to the SDRS, P.O. Box 1098, Pierre, SD 57501-1098 or by calling (605) 773-3731.

Benefits Provided:

SDRS has three different classes of employees, Class A general members, Class B public safety and judicial members, and Class C Cement Plant Retirement Fund members.

Members that were hired before July 1, 2017, are Foundation members. Class A Foundation members and Class B Foundation members who retire after age 65 with three years of contributory service are entitled to an unreduced annual retirement benefit. An unreduced annual retirement benefit is also available after age 55 for Class A Foundation members where the sum of age and credited service is equal to or greater than 85 or after age 55 for Class B Foundation judicial members where the sum of age and credited service is equal to or greater than 80. Class B Foundation public safety members can retire with an unreduced annual retirement benefit after age 55 with three years of contributory service. An unreduced annual retirement benefit is also available after age 45 for Class B Foundation public safety members where the sum of age and credited service is equal to or greater than 75. All Foundation retirement benefits that do not meet the above criteria may be payable at a reduced level.

Members that were hired on/after July 1, 2017, are Generational members. Class A Generational members and Class B Generational judicial members who retire after age 67 with three years of contributory service are entitled to an unreduced annual retirement benefit. Class B Generational public safety members can retire with an unreduced annual retirement benefit after age 57 with three years of contributory service. At retirement, married Generational members may elect a single-life benefit, a 60 percent joint and survivor benefit, or a 100 percent joint and survivor benefit. All Generational retirement benefits that do not meet the above criteria may be payable at a reduced level. Generational members will also have a variable retirement account (VRA) established, in which they will receive up to 1.5 percent of compensation funded by part of the employer contribution. VRAs will receive investment earnings based on investment returns.

Legislation enacted in 2017 established the current COLA process. At each valuation date:

- Baseline actuarial accrued liabilities will be calculated assuming the COLA is equal to the long-term inflation assumption of 2.25%.
- If the fair value of assets is greater or equal to the baseline actuarial accrued liabilities, the COLA will be:
 - The increase in the 3rd quarter CPI-W, no less than 0.5% and no greater than 3.5%.
- If the fair value of assets is less than the baseline actuarial accrued liabilities, the COLA will be:
 - The increase in the 3rd quarter CPI-W, no less than 0.5% and no greater than a restricted maximum such that, that if the restricted maximum is assumed for future COLAs, the fair value of assets will be greater or equal to the accrued liabilities.

All benefits except those depending on the Member's Accumulated Contributions are annually increased by the Cost-of-Living Adjustment.

Contributions:

Per SDCL 3-12, contribution requirements of the active employees and the participating employers are established and may be amended by the SDRS Board. Covered employees are required by state statute to contribute the following percentages of their salary to the plan; Class A Members, 6.0% of salary; Class B Judicial Members, 9.0% of salary; and Class B Public Safety Members, 8.0% of salary. State statute also requires the employer to contribute an amount equal to the employee's contribution. State statute also requires the employer to make an additional contribution in the amount of 6.2 percent for any compensation exceeding the maximum taxable amount for social security for general employees only. The School District's share of contributions to the SDRS for the fiscal years ended June 30, 2020, 2019, and 2018 were \$378,512.61, \$368,927.53, and \$365,555.54 respectively, equal to the required contributions each year.

Pension Liabilities (Assets), Pension Expense (Revenue), and Deferred Outflows of Resources and Deferred Inflows of Resources to Pensions:

At June 30, 2019, SDRS is 100.09% funded and accordingly has a net pension asset. The proportionate shares of the components of the net pension asset of South Dakota Retirement System, for the School District as of June 30, 2020 are as follows:

Proportionate share of pension benefits	\$ 36,039,542.81
Less proportionate share of net pension restricted for pension benefits	<u>36,070,189.11</u>
Proportionate share of net pension liability (asset)	<u><u>\$ (30,646.30)</u></u>

At June 30, 2020, the School District reported a liability (asset) of \$(30,646.30) for its proportionate share of the net pension liability (asset). The net pension liability (asset) was measured as of June 30, 2019 and the total pension liability (asset) used to calculate the net pension liability (asset) was based on a projection of the School's share of contributions to the pension plan relative to the contributions of all participating entities. At June 30, 2019, the School District's proportion was .28919080%, which is an increase (decrease) of (.0038554%) from its proportion measured as of June 30, 2018.

For the year ended June 30, 2020, the School District recognized pension expense (reduction of pension expense) of \$867,357.40. At June 30, 2020 the School District reported deferred outflows of resources and deferred inflows of resources related to pensions from the following sources:

	<u>Deferred Outflows of Resources</u>	<u>Deferred Inflows of Resources</u>
Difference between expected and actual experience	\$ 120,213.50	\$ 13,871.07
Changes in assumption	1,058,443.45	433,910.48
Net difference between projected and actual earnings on pension plan investments		176,547.81
Changes in proportion and difference between District contributions and proportionate share of contributions	15,124.49	17,812.06
District contributions subsequent to the measurement date	<u>378,512.61</u>	
TOTAL	<u><u>\$ 1,572,294.05</u></u>	<u><u>\$ 642,141.42</u></u>

\$378,512.61 reported as deferred outflow of resources related to pensions resulting from School District contributions subsequent to the measurement date will be recognized as a reduction of the net pension liability (asset) in the year ending June 30, 2021. Other amounts reported as deferred outflows of resources and deferred inflows of resources related to pensions will be recognized in pension expense (revenue) as follows:

Year Ended June 30:

2021	\$ 670,036.34
2022	(103,841.24)
2023	(70,653.64)
2024	<u>58,786.13</u>
TOTAL	<u><u>\$ 554,327.59</u></u>

Actuarial Assumptions:

The total pension liability (asset) in the June 30, 2019 actuarial valuation was determined using the following actuarial assumptions, applied to all periods included in the measurement:

Inflation	2.25 percent
Salary Increases	Graded by years of service, from 6.50% at entry to 3.00% after 25 years of service
Discount Rate	6.50% net of plan investment expense
Future COLAs	1.88%

Mortality rates were based on 97% of the RP-2014 Mortality Table, projected generationally with Scale MP-2016, white collar rates for females and total dataset rates for males. Mortality rates for disabled members were based on the RP-2014 Disabled Retiree Mortality Table, projected generationally with Scale MP-2016.

The actuarial assumptions used in the June 30, 2019 valuation were based on the results of an actuarial experience study for the period of July 1, 2011 to June 30, 2016.

Investment portfolio management is the statutory responsibility of the South Dakota Investment Council (SDIC), which may utilize the services of external money managers for management of a portion of the portfolio. SDIC is governed by the Prudent Man Rule (i.e., the council should use the same degree of care as a prudent man). Current SDIC investment policies dictate limits on the percentage of assets invested in various types of vehicles (equities, fixed income securities, real estate, cash, private equity, etc.). The long-term expected rate of return on pension plan investments was determined using a method in which best-estimate ranges of expected future real rates of return (expected returns, net of pension plan investment expense and inflation) are developed for each major asset class. These ranges are combined to produce the long-term expected rate of return by weighing the expected future real rates of return by the target asset allocation percentage and by adding expected inflation. Best estimates of real rates of return for each major asset class included in the pension plan's target asset allocation as of June 30, 2017 (see the discussion of the pension plan's investment policy) are summarized in the following table using geometric means:

<u>Asset Class</u>	<u>Target Allocation</u>	<u>Long-Term Expected Real Rate of Return</u>
Global Equity	58.0%	4.7%
Fixed Income	30.0%	1.7%
Real Estate	10.0%	4.3%
Cash	<u>2.0%</u>	0.9%
Total	<u>100%</u>	

Discount Rate:

The discount rate used to measure the total pension liability (asset) was 6.50. The projection of cash flows used to determine the discount rate assumed that employee contributions will be made at the current contribution rate and that matching employer contributions from will be made at rates equal to the member rate. Based on these assumptions, the pension plan's fiduciary net position was projected to be available to make all future benefit payments of current plan members. Therefore, the long-term expected rate of return on pension plan investments was applied to all periods of projected benefit payments to determine the total pension liability (asset).

Sensitivity of liability (asset) to changes in the discount rate:

The following presents the School District's proportionate share of net pension liability (asset) calculated using the discount rate of 6.5%, as well as what the School's proportionate share of the net pension liability (asset) would be if it were calculated using a discount rate that is 1-percentage point lower (5.50%) or 1-percentage point higher (7.50%) than the current rate:

	<u>1% Decrease</u>	<u>Current Discount Rate</u>	<u>1% Increase</u>
School District's proportionate share of the net pension liability (asset)	\$ 5,086,686.96	\$ (30,646.30)	\$ (4,200,348.23)

Pension Plan Fiduciary Net Position:

Detailed information about the plan's fiduciary net position is available in the separately issued SDRS financial report.

NOTE 11 – RESTRICTED NET POSITION

Restricted net position for the fiscal year ended June 30, 2020 was as follows:

<u>Major Purpose</u>	<u>Restricted By</u>	<u>Amount</u>
Capital Outlay	Law	\$ 3,884,665.50
Special Education	Law	428,148.60
Bond Redemption	Debt Covenants	117,959.60
SDRS Pension Purposes	Law	960,798.93
Total Restricted Net Position		<u>\$ 5,391,572.63</u>

NOTE 12 – JOINT VENTURES

The School District participates in the Prairie Lakes Educational Cooperative, a cooperative service unit (co-op) formed for the purpose of providing educational services to the member school districts.

The members of the co-op and their relative percentage participation in the co-op are as follows:

Baltic	7.90 %
Chester	5.50 %
Colman-Egan	7.20 %
Dell Rapids	15.50 %
Flandreau	11.50 %
Garretson	6.90 %
Howard	7.90 %
Madison Central	15.30 %
Oldham-Ramona	3.80 %
Rutland	3.40 %
Tri-Valley	15.10 %

The co-op's governing board is composed of one representative from each member School District, who is a school board member. The board is responsible for adopting the co-op's budget and setting service fees at a level adequate to fund the adopted budget.

The School District retains no equity in the Net Position of the co-op, but does have a responsibility to fund deficits of the co-op in proportion to the relative participation described above.

Separate financial statements for this joint venture are available from Prairie Lakes Educational Cooperative.

At June 30, 2020, this joint venture had total assets of \$112,245.12, total deferred outflows of resources of \$56,031.02, total liabilities of \$54,908.38, total deferred inflows of resources of \$24,708.43, and net position of \$88,659.33.

NOTE 13 – RISK MANAGEMENT

The School District is exposed to various risks of loss related to torts; theft of, damage to, and destruction of assets; errors and omissions; injuries to employees; and natural disasters. During the period ended June 30, 2020, the School District managed its risks as follows:

Employee Health Insurance

The School District has elected to be self-insured and retain risk for liabilities for all claims up to \$50,000 per individual per year for employee medical costs. The School District established a Medical Self-Insurance Fund (an internal service fund) to account for and finance its health risk of loss. The school handles the risk of loss through “premiums” collected from the employees and the school through the purchase of commercial reinsurance to cover losses on excess of \$50,000 per individual per year. The coverage provides three options for deductibles of \$500 per person up to \$1,000 maximum per family, \$1,250 per person up to \$2,500 maximum per family or \$2,500 per person up to \$5,000 maximum per family. The plan allows a maximum lifetime health benefit of \$1,000,000 per person. Part of the medical package also includes a \$10,000 term life insurance policy, which includes accidental death and disability for the employee only.

Wellmark Blue Cross Blue Shield has been hired as the third party to administer the self-insurance plan.

The General and Special Education Funds participate in the program and make payments to the Medical Self-Insured Fund based on actuarial estimates of the amounts needed to pay prior and current year claims and to establish a reserve for losses. That reserve was \$1,065,106.16, at June 30, 2020, and is reported as unrestricted Net Position of the Medical Self-Insurance Internal Service Fund.

The liability of \$46,000 reported in the fund at June 30, 2020, is based on the requirements of Government Accounting Standards Board Statements No. 10, which requires that a liability for claims be reported if information prior to issuance of the financial statements indicates that it is probable that a liability has been incurred at the date of the financial statements and the amount of the loss can be reasonably estimated.

Liability Insurance

The School District purchases liability insurance for risks related to torts; theft or damage to property; and errors and omissions of public officials, injuries to employees and natural disasters from a commercial insurance carrier. Settled claims resulting from these risks have not exceeded the liability coverage during the past three years.

Worker's Compensation

The School District purchases liability insurance for worker's compensation from a commercial carrier. Settled claims resulting from these risks have not exceeded the liability coverage during the past three years.

Unemployment Benefits

The School District has elected to be self-insured and retain all risk for liabilities resulting from claims for unemployment benefits.

The School District has an Assigned Fund Balance in the General Fund in the amount of \$43,530.69 for the payment of future unemployment benefits as of June 30, 2020.

During the year ended June 30, 2020, no claims for unemployment benefits were paid. At June 30, 2020, no claims had been filed for unemployment benefits and none are anticipated in the next fiscal year.

NOTE 14 – EARLY RETIREMENT PLAN

The district maintains an early retirement plan for certified teachers and administrators. The plan is available to teachers who are at least age 52 but less than age 63 as of the first day of the following school year and have at least 12 years of service with the district. The plan is available to administrators who are at least age 52 but not later than age 62 and have at least 12 years of continuous, satisfactory service with the district. Under the plan, the district will pay 75% of the employee's current annual salary, payable in two installments following retirement for teachers and one payment for administrators in the year following the final year of employment. These amounts are shown as liabilities until the amount approved in the early retirement agreement has been paid for. The School District paid \$113,066.75 for such benefits to six participating employees during the year.

NOTE 15 – SIGNIFICANT CONTINGENCIES – LITIGATION

At June 30, 2020, the School District was not involved in any litigation.

NOTE 16 – SUBSEQUENT EVENT

On January 30, 2020, the World Health Organization (WHO) announced a global health emergency because of a new strain of coronavirus originating in Wuhan, China (the COVID-19 outbreak) and the risks to the international community as the virus spreads globally beyond its point of origin. In March, 2020, the WHO classified the COVID-19 outbreak as a pandemic, based on the rapid increase in exposure globally.

The full impact of the COVID-19 outbreak continues to evolve as of the date of this report. As such, it is uncertain as to the full magnitude that the pandemic will have on the school's financial condition and liquidity. Given the daily evolution of the COVID-19 outbreak and the global responses to curb its spread, the school is not able to estimate the effects of the COVID-19 outbreak on its financial condition or liquidity for fiscal year 2021 and future years

**REQUIRED SUPPLEMENTARY INFORMATION
MADISON CENTRAL SCHOOL DISTRICT NO. 39-2
BUDGETARY COMPARISON SCHEDULE - BUDGETARY BASIS
GENERAL FUND
FOR THE YEAR ENDED JUNE 30, 2020**

	<u>Budgeted Amounts</u>		<u>Actual Amounts</u>	<u>Variance</u>
	<u>Original</u>	<u>Final</u>	<u>(Budgetary Basis)</u>	<u>Positive (Negative)</u>
Revenues:				
Revenue from Local Sources:				
Taxes:				
Ad Valorem Taxes	\$ 3,415,850.00	\$ 3,415,850.00	\$ 3,390,201.89	\$ (25,648.11)
Prior Years' Ad Valorem Taxes	52,000.00	52,000.00	29,822.70	(22,177.30)
Tax Deed Revenue			2,402.91	2,402.91
Utility Taxes	176,000.00	176,000.00	179,223.08	3,223.08
Penalties and Interest on Taxes	15,000.00	15,000.00	6,775.07	(8,224.93)
Earnings on Investments and Deposits	20,000.00	20,000.00	15,700.45	(4,299.55)
Cocurricular Activities:				
Admissions	52,500.00	52,500.00	43,778.00	(8,722.00)
Rentals	1,500.00	1,500.00	100.00	(1,400.00)
Other Pupil Activity Income	13,000.00	13,000.00	13,453.98	453.98
Other Revenue from Local Sources:				
Rentals	34,000.00	34,000.00	28,895.53	(5,104.47)
Services provided other LEA's	32,000.00	32,000.00	34,583.37	2,583.37
Medicaid Services	24,000.00	24,000.00	14,694.12	(9,305.88)
Other	7,500.00	7,500.00	10,654.87	3,154.87
Revenue from Intermediate Sources:				
County Sources:				
County Apportionment	112,000.00	112,000.00	85,290.26	(26,709.74)
Revenue in Lieu of Taxes	10,000.00	10,000.00		(10,000.00)
Revenue from State Sources:				
Grants-in-Aid:				
Unrestricted Grants-in-Aid	3,806,550.00	3,806,550.00	3,545,051.09	(261,498.91)
Restricted Grants-in-Aid			3,676.06	3,676.06
Other State Revenue	5,500.00	5,500.00	8,383.68	2,883.68
Revenue from Federal Sources:				
Grants-in-Aid:				
Unrestricted Grants-in-Aid				
Received from Federal Government Through an Intermediate Source			5,518.19	5,518.19
Restricted Grants-in-Aid				
Received from Federal Government Through the State	<u>299,093.00</u>	<u>299,093.00</u>	<u>326,616.39</u>	<u>27,523.39</u>
Total Revenue	<u>8,076,493.00</u>	<u>8,076,493.00</u>	<u>7,744,821.64</u>	<u>(331,671.36)</u>

**REQUIRED SUPPLEMENTARY INFORMATION
MADISON CENTRAL SCHOOL DISTRICT NO. 39-2
BUDGETARY COMPARISON SCHEDULE - BUDGETARY BASIS
GENERAL FUND
FOR THE YEAR ENDED JUNE 30, 2020**

	<u>Budgeted Amounts</u>		<u>Actual Amounts</u>	<u>Variance</u>
	<u>Original</u>	<u>Final</u>	<u>(Budgetary Basis)</u>	<u>Positive (Negative)</u>
Expenditures:				
Instruction:				
Regular Programs:				
Elementary	1,871,825.00	1,871,825.00	1,776,964.00	94,861.00
Middle/Junior High	1,191,737.00	1,191,737.00	1,191,415.98	321.02
High School	1,599,363.00	1,599,363.00	1,589,008.12	10,354.88
Other Regular Programs	15,497.00	15,497.00	18,205.61	(2,708.61)
Special Programs:				
Educationally Deprived	182,567.00	182,567.00	166,635.22	15,931.78
Support Services:				
Pupils:				
Guidance	148,498.00	148,498.00	138,069.04	10,428.96
Health	37,850.00	37,850.00	21,036.08	16,813.92
Support Services - Instructional Staff:				
Improvement of Instruction	39,071.00	39,071.00	67,244.25	(28,173.25)
Educational Media	258,997.00	258,997.00	240,539.70	18,457.30
Support Services - General Administration:				
Board of Education	53,072.00	53,072.00	50,173.08	2,898.92
Executive Administration	202,711.00	202,711.00	199,519.06	3,191.94
Support Services - School Administration:				
Office of the Principal	595,394.00	595,394.00	559,751.23	35,642.77
Other	3,250.00	3,250.00	1,658.71	1,591.29
Support Services - Business:				
Fiscal Services	195,883.00	195,883.00	187,377.12	8,505.88
Operation and Maintenance of Plant	1,123,543.00	1,123,543.00	1,051,483.03	72,059.97
Pupil Transportation	318,073.00	318,073.00	271,658.93	46,414.07
Internal Services	33,600.00	33,600.00	21,448.52	12,151.48
Community Services:				
Nonpublic School	16,445.00	16,445.00	4,057.60	12,387.40
Other	4,200.00	4,200.00	3,513.86	686.14
Nonprogrammed Charges:				
Payment to State Unemployment	1,000.00	1,000.00		1,000.00
Cocurricular Activities:				
Male Activities	95,198.00	95,198.00	92,842.75	2,355.25
Female Activities	83,850.00	83,850.00	76,970.84	6,879.16
Transportation	46,334.00	46,334.00	29,253.96	17,080.04
Combined Activities	264,236.00	264,236.00	227,225.05	37,010.95
Contingencies	40,000.00	40,000.00		40,000.00
Total Expenditures	<u>8,422,194.00</u>	<u>8,422,194.00</u>	<u>7,986,051.74</u>	<u>436,142.26</u>
Excess of Revenue Over(Under) Expenditure	(345,701.00)	(345,701.00)	(241,230.10)	104,470.90
Other Financing Sources:				
Transfer In	0.00	0.00	132,053.28	132,053.28
Net Change in Fund Balance	(345,701.00)	(345,701.00)	(109,176.82)	236,524.18
Fund Balance - Beginning	<u>2,256,945.08</u>	<u>2,256,945.08</u>	<u>2,256,945.08</u>	
FUND BALANCE - ENDING	<u>\$ 1,911,244.08</u>	<u>\$ 1,911,244.08</u>	<u>\$ 2,147,768.26</u>	<u>\$ 236,524.18</u>

**REQUIRED SUPPLEMENTARY INFORMATION
MADISON CENTRAL SCHOOL DISTRICT NO. 39-2
BUDGETARY COMPARISON SCHEDULE - BUDGETARY BASIS
CAPITAL OUTLAY FUND
FOR THE YEAR ENDED JUNE 30, 2020**

	<u>Budgeted Amounts</u>		Actual Amounts (Budgetary Basis)	Variance Positive (Negative)
	<u>Original</u>	<u>Final</u>		
Revenues:				
Revenue from Local Sources:				
Taxes:				
Ad Valorem Taxes	\$ 2,538,000.00	\$ 2,538,000.00	\$ 2,540,634.33	\$ 2,634.33
Prior Years' Ad Valorem Taxes	14,000.00	14,000.00	15,264.63	1,264.63
Tax Deed Revenue			931.42	931.42
Penalties and Interest on Taxes	6,000.00	6,000.00	5,005.22	(994.78)
Investment Earnings	12,000.00	12,000.00	31,931.33	19,931.33
Other Revenue from Local Sources:				
Rentals			37,500.00	37,500.00
Contributions and Donations			10,000.00	10,000.00
Other	40,000.00	40,000.00	327.33	(39,672.67)
Revenue from Intermediate Sources:				
Revenue in Lieu of Taxes	3,000.00	3,000.00		(3,000.00)
Revenue from State Sources:				
Other State Revenue	19,000.00	19,000.00	18,727.82	(272.18)
Revenue from Federal Sources:				
Grants-in-Aid:				
Unrestricted Grants-in-Aid				
Received from Federal Government				
Through an Intermediate Source				
			9,890.74	9,890.74
Restricted Grants-in-Aid Received from				
Federal Government Through State				
	63,000.00	63,000.00	63,992.60	992.60
Total Revenue	<u>2,695,000.00</u>	<u>2,695,000.00</u>	<u>2,734,205.42</u>	<u>39,205.42</u>
Expenditures:				
Instruction:				
Regular Programs:				
Elementary	160,500.00	160,500.00	165,161.65	(4,661.65)
Middle/Junior High	115,000.00	115,000.00	104,401.37	10,598.63
High School	165,500.00	165,500.00	171,337.77	(5,837.77)
Support Services - Instructional Staff:				
Educational Media	99,000.00	99,000.00	91,420.91	7,579.09
Support Services - Business:				
Facilities Acquisition and Construction	300,000.00	300,000.00	52,948.39	247,051.61
Operation and Maintenance of Plant	623,900.00	623,900.00	500,425.89	123,474.11
Pupil Transportation	340,100.00	340,100.00	325,101.65	14,998.35
Internal Services	29,000.00	29,000.00	25,546.94	3,453.06
Debt Services	673,000.00	673,000.00	672,860.00	140.00
Cocurricular Activities:				
Combined Activities	94,000.00	94,000.00	40,936.04	53,063.96
Total Expenditures	<u>2,600,000.00</u>	<u>2,600,000.00</u>	<u>2,150,140.61</u>	<u>449,859.39</u>
Excess Revenue Over/(Under) Expenditures:	95,000.00	95,000.00	584,064.81	489,064.81
Other Financing Sources:				
Sale of Surplus Property	5,000.00	5,000.00		(5,000.00)
Net Change in Fund Balance	100,000.00	100,000.00	584,064.81	484,064.81
Fund Balance - Beginning	3,296,348.93	3,296,348.93	3,296,348.93	
FUND BALANCE - ENDING	<u>\$ 3,396,348.93</u>	<u>\$ 3,396,348.93</u>	<u>\$ 3,880,413.74</u>	<u>\$ 484,064.81</u>

**REQUIRED SUPPLEMENTARY INFORMATION
MADISON CENTRAL SCHOOL DISTRICT NO. 39-2
BUDGETARY COMPARISON SCHEDULE - BUDGETARY BASIS
SPECIAL EDUCATION FUND
FOR THE YEAR ENDED JUNE 30, 2020**

	<u>Budgeted Amounts</u>		Actual	Variance
	Original	Final	Amounts (Budgetary Basis)	Positive (Negative)
Revenues:				
Revenue from Local Sources:				
Taxes:				
Ad Valorem Taxes	\$ 1,328,607.00	\$ 1,328,607.00	\$ 1,339,279.25	\$ 10,672.25
Prior Years' Ad Valorem Taxes	7,500.00	7,500.00	7,170.96	(329.04)
Tax Deed Revenue			518.45	518.45
Penalties and Interest on Taxes	2,900.00	2,900.00	2,281.39	(618.61)
Investment Earnings	1,000.00	1,000.00	2,575.19	1,575.19
Other Revenue From Local Sources:				
Medicaid Services	34,500.00	34,500.00	21,138.27	(13,361.73)
Other			14,755.32	14,755.32
Revenue from Intermediate Sources:				
Revenue in Lieu of Taxes	1,400.00	1,400.00	0.00	(1,400.00)
Revenue from State Sources:				
Restricted Grant in Aid	232,826.00	232,826.00	194,226.00	(38,600.00)
Revenue from Federal Sources:				
Grants-in-Aid:				
Unrestricted Grants-in-Aid				
Received from Federal Government Through an Intermediate Source			5,148.10	5,148.10
Restricted Grants-in-Aid Received from Federal Government through State	269,772.00	269,772.00	261,096.00	(8,676.00)
Total Revenue	<u>1,878,505.00</u>	<u>1,878,505.00</u>	<u>1,848,188.93</u>	<u>(30,316.07)</u>
Expenditures:				
Special Programs:				
Programs for Special Education	1,554,846.00	1,554,846.00	1,404,573.76	150,272.24
Support Services:				
Pupils:				
Health	2,000.00	2,000.00		2,000.00
Psychological	52,300.00	52,300.00	53,292.97	(992.97)
Speech Pathology	142,725.00	142,725.00	135,592.47	7,132.53
Student Therapy Services	137,000.00	137,000.00	113,542.96	23,457.04
Support Services - Special Education:				
Administrative Costs	122,535.00	122,535.00	120,550.63	1,984.37
Transportation Costs	61,390.00	61,390.00	11,568.79	49,821.21
Autism/Preschool			40,489.62	(40,489.62)
Total Expenditures	<u>2,072,796.00</u>	<u>2,072,796.00</u>	<u>1,879,611.20</u>	<u>193,184.80</u>
Net Change in Fund Balances	(194,291.00)	(194,291.00)	(31,422.27)	162,868.73
Fund Balance - Beginning	<u>451,720.47</u>	<u>451,720.47</u>	<u>451,720.47</u>	
FUND BALANCE - ENDING	<u>\$ 257,429.47</u>	<u>\$ 257,429.47</u>	<u>\$ 420,298.20</u>	<u>\$ 162,868.73</u>

**REQUIRED SUPPLEMENTARY INFORMATION
MADISON CENTRAL SCHOOL DISTRICT NO. 39-2
BUDGETARY COMPARISON SCHEDULE - BUDGETARY BASIS
PENSION FUND
FOR THE YEAR ENDED JUNE 30, 2020**

	<u>Budgeted Amounts</u>		<u>Actual</u>	<u>Variance</u>
	<u>Original</u>	<u>Final</u>	<u>(Budgetary</u> <u>Basis)</u>	<u>Positive</u> <u>(Negative)</u>
Revenues:				
Revenue from Local Sources:				
Taxes:				
Prior Years' Ad Valorem Taxes	\$	\$	\$ 343.50	\$ 343.50
Penalties and Interest on Taxes			0.05	0.05
Investment Earnings			<u>1,531.85</u>	<u>1,531.85</u>
Total Revenue			<u>1,875.40</u>	<u>1,875.40</u>
Expenditures:				
Nonprogrammed Charges:				
Early Retirement Payments	<u>256,000.00</u>	<u>256,000.00</u>	<u>113,066.75</u>	<u>142,933.25</u>
Total Expenditures	<u>256,000.00</u>	<u>256,000.00</u>	<u>113,066.75</u>	<u>142,933.25</u>
Other Financing Sources:				
Transfer (Out)			<u>(132,053.28)</u>	<u>132,053.28</u>
Net Change in Fund Balances	(256,000.00)	(256,000.00)	(243,244.63)	12,755.37
Fund Balance - Beginning	<u>243,244.63</u>	<u>243,244.63</u>	<u>243,244.63</u>	
FUND BALANCE - ENDING	<u>\$ (12,755.37)</u>	<u>\$ (12,755.37)</u>	<u>\$</u>	<u>\$ 12,755.37</u>

MADISON CENTRAL SCHOOL DISTRICT NO. 39-2
NOTES TO THE REQUIRED SUPPLEMENTARY INFORMATION
Schedules of Budgetary Comparisons for the General Fund
and for each major Special Revenue Fund with legally required budget.

NOTE 1 – BUDGETS AND BUDGETARY ACCOUNTING

The School District followed these procedures in establishing the budgetary data reflected in the financial statements:

1. Prior to the first regular board meeting in May of each year the board causes to be prepared a proposed budget for the next fiscal year according to the budgetary standards prescribed by the Auditor General.
2. The proposed budget is considered by the board at the first regular meeting held in the month of May of each year.
3. The proposed budget is published for public review no later than July 15 each year.
4. Public hearings are held to solicit taxpayer input prior to the approval of the budget.
5. Before October 1 of each year, the board must approve the budget for the ensuing fiscal year for each fund, except fiduciary funds.
6. After adoption by the board, the operating budget is legally binding and actual expenditures of each fund cannot exceed the amounts budgeted, except as indicated in number 8.
7. A line item for contingencies may be included in the annual budget. Such a line item may not exceed 5 percent of the total school district budget and may be transferred by resolution of the board to any other budget category, except for capital outlay, that is deemed insufficient during the year. No amount of expenditures may be charged directly to the contingency line item in the budget.
8. If it is determined during the year that sufficient amounts have not been budgeted, state statute allows the adoption of supplemental budgets when moneys are available to increase legal spending authority.
9. Unexpended appropriations lapse at year-end unless encumbered by resolution of the school board.
10. Formal budgetary integration is employed as a management control device during the year for the General Fund and each major special revenue fund.
11. Budgets for the General Fund and each major special revenue fund are adopted on a basis consistent with generally accepted accounting principles (GAAP).

NOTE 2 – GAAP/BUDGETARY ACCOUNTING BASIS DIFFERENCES

The financial statements prepared in conformity with USGAAP present capital outlay expenditure information in a separate category of expenditures. Under the budgetary basis of accounting, capital outlay expenditures are reported within the function to which they relate. For example, the purchase of a new school bus would be reported as a capital outlay expenditure on the Governmental Funds Statement of Revenues, Expenditures and Changes in Fund Balances, however in the Budgetary RSI Schedule, the purchase of a school bus would be reported as an expenditure of the Support Services-Business/Pupil Transportation function of government, along with all other current Pupil Transportation related expenditures.

**Schedule of Required Supplementary Information
MADISON CENTRAL SCHOOL DISTRICT NO. 39-2**

SCHEDULE OF THE DISTRICT'S PROPORTIONATE SHARE OF THE NET PENSION LIABILITY (ASSET)

South Dakota Retirement System

	<u>2015</u>	<u>2016</u>	<u>2017</u>	<u>2018</u>	<u>2019</u>	<u>2020</u>
District's proportion of the net pension liability (asset)	0.2913929%	0.2839543%	0.2844698%	0.2900236%	0.2930462%	0.2891908%
District's proportionate share of net pension liability (asset)	\$(2,099,367)	\$(1,204,331)	\$ 960,911	\$ (26,320)	\$ (6,835)	\$ (30,646)
District's covered-employee payroll	\$ 5,095,643	\$ 5,184,615	\$ 5,409,935	\$5,892,651	\$ 6,092,588	\$ 6,148,774
District's proportionate share of the net pension liability (asset) as a percentage of its covered-employee payroll	-41.20%	-23.23%	17.76%	-0.45%	-0.11%	-0.50%
Plan fiduciary net position as a percentage of the total pension liability (asset)	107.30%	104.10%	96.89%	100.10%	100.02%	100.09%

50

* The amounts presented for each fiscal year were determined as of the measurement date of the collective net pension liability (asset) which is 6/30 of the previous fiscal year. This schedule is presented to illustrate the requirement to show information for 10 years. However, until a full 10-year trend is compiled, governments should present information for those years for which information is available.

**Schedule of Required Supplementary Information
MADISON CENTRAL SCHOOL DISTRICT NO. 39-2
SCHEDULE OF THE SCHOOL DISTRICT CONTRIBUTIONS
South Dakota Retirement System**

	<u>2014</u>	<u>2015</u>	<u>2016</u>	<u>2017</u>	<u>2018</u>	<u>2019</u>	<u>2020</u>
Contractually required contribution	<u>\$ 305,740</u>	<u>\$ 311,052</u>	<u>\$ 324,552</u>	<u>\$ 353,561</u>	<u>\$ 365,556</u>	<u>\$ 368,928</u>	<u>\$ 378,513</u>
Contributions in relation to the contractually required contribution	<u>\$ 305,740</u>	<u>\$ 311,052</u>	<u>\$ 324,552</u>	<u>\$ 353,561</u>	<u>\$ 365,556</u>	<u>\$ 368,928</u>	<u>\$ 378,513</u>
Contribution deficiency (excess)	<u>\$ _____</u>	<u>\$ _____</u>	<u>\$ _____</u>	<u>\$ _____</u>	<u>\$ _____</u>	<u>\$ _____</u>	<u>\$ _____</u>
District's covered-employee payroll	\$ 5,095,643	\$ 5,184,615	\$ 5,409,935	\$ 5,892,651	\$ 6,092,588	\$ 6,148,774	\$ 6,308,529
Contributions as a percentage of covered-employee payroll	6.00%	6.00%	6.00%	6.00%	6.00%	6.00%	6.00%

51

This schedule is presented to illustrate the requirement to show information for 10 years. However, until a full 10-year trend is compiled, governments should present information for those years for which information is available.

MADISON CENTRAL SCHOOL DISTRICT NO. 39-2
NOTES TO THE REQUIRED SUPPLEMENTARY INFORMATION
Schedules of the Proportional Share of the Net Pension Liability (Asset) and
Schedule of Contributions

CHANGES OF BENEFIT TERMS

No significant changes

CHANGES OF ASSUMPTIONS

Legislation enacted in 2017 modified the SDRS COLA. For COLAs first applicable in 2018, the SDRS COLA will equal the percentage increase in the most recent third calendar quarter CPI-W over the prior year, no less than 0.5% and no greater than 3.5%. However, if the FVFR assuming the long-term COLA is equal to the baseline COLA assumption (currently 2.25%) is less than 100%, the maximum COLA payable will be limited to the increase that if assumed on a long-term basis, results in a FVFR equal to or exceeding 100%. That condition existed as of June 30, 2018 and exists again this year as of June 30, 2019. Future COLAs are assumed to equal the current restricted maximum COLA which was 2.03% as of June 30, 2018 and is 1.88% as of June 30, 2019.

The changes in actuarial assumptions decreased the Actuarial Accrued Liability by 1.5% of the Actuarial Accrued Liability based on the 2.03% COLA, reflecting the current and assumed future restricted maximum COLA of 1.88%.

Actuarial assumptions are reviewed in depth periodically, with the next experience analysis anticipated before the June 30, 2022 Actuarial Valuation and any recommended changes anticipated to be first implemented in the June 30, 2022 Actuarial Valuation.

**MADISON CENTRAL SCHOOL DISTRICT NO. 39-2
SCHEDULE OF EXPENDITURES OF FEDERAL AWARDS
FOR THE YEAR ENDED JUNE 30, 2020**

<u>Federal Grantor/Pass-Through Grantor</u>	<u>Federal CFDA Number</u>	<u>Pass-Through Grantor's Number</u>	<u>Expenditures Amount 2020</u>
U.S. Department of Agriculture:			
Pass-Through the SD Department of Education:			
Child Nutrition Cluster:			
Non-Cash Assistance (Commodities):			
National School Lunch Program	10.555	NSLP-20-308	\$ 52,982.50
Cash Assistance: (Note 3),			
National School Lunch Program	10.555	NSLP-20-308	127,127.79
School Breakfast Program	10.553	NSLP-20-308	20,160.91
Summer Food Service Program	10.559	NSLP-20-308	<u>131,848.59</u>
Total U.S. Department of Agriculture			<u>332,119.79</u>
 US Department of the Interior:			
Pass-Through McCook County and Lake County:			
Federal Wetlands P.I.L.T. (Note 2)	15.226	N/A	<u>22,242.72</u>
Total U.S. Department of Interior			<u>22,242.72</u>
 U.S. Department of Education:			
Pass-Through the SD Department of Education:			
Title I Grants to Local Educational Agencies	84.010	TIA-39002-20	201,744.00
Vocational Education - Basic Grants to States	84.048	PRPI-39201-20	18,278.00
Improving Teacher Quality State Grants	84.367	TIIA-39002-20	72,213.00
Special Education Cluster: (Note 4)			
Special Education - Grants to States	84.027	611-39002-20	257,670.00
Special Education - Preschool Grants	84.173	619-39002-20	<u>3,426.00</u>
Total Special Education Cluster			<u>261,096.00</u>
School Support and Academic Enrichment Grants	84.424	TIVA-39002-20	<u>18,315.00</u>
Total U.S. Department of Education			<u>571,646.00</u>
 U.S Department of Health and Human Services			
Pass-Through the SD Department of Education:			
Public Health Emergency Preparedness - COVID 19	93.069	2019G-446	<u>16,066.39</u>
 Environmental Protection Agency:			
Pass-Through the SD Department of Environmental and Natural Resources:			
State Clean Diesel Grant Program	66.040	DERA085	<u>63,992.60</u>
Grand Total			<u>\$ 1,006,067.50</u>

MADISON CENTRAL SCHOOL DISTRICT NO. 39-2
SCHEDULE OF EXPENDITURES OF FEDERAL AWARDS
FOR THE YEAR ENDED JUNE 30, 2020
(continued)

Note 1: *Basis of Presentation*

The accompanying Schedule of Expenditures of Federal Awards (the "Schedule") includes the federal award activity of the School District under programs of the federal government for the year ended June 30, 2020. The information in this Schedule is presented in accordance with the requirements of Title 2 U.S. Code of Federal Regulations Part 200, Uniform Administrative Requirements, Cost Principles, and Audit Requirements for Federal Awards (Uniform Guidance). Because the Schedule presents only a selected portion of the operations of the School District, it is not intended to and does not present the financial position, changes in net position, or cash flows of the School District.

Note 2: *Summary of Significant Accounting Policies*

Expenditures reported on the Schedule are reported on the modified accrual basis of accounting. Such expenditures are recognized following the cost principles contained in the Uniform Guidance, wherein certain types of expenditures are not allowed or are limited as to reimbursement. The School District has elected to use the 10-percent de minimis indirect cost rate as allowed under the Uniform Guidance.

Note 3: *Federal Reimbursement*

Federal reimbursements are not based upon specific expenditures. Therefore, the amounts reported here represent cash received rather than federal expenditures.

Note 4: *Major Federal Financial Assistance Program*

This represents a Major Federal Financial Assistance Program.

QUAM, BERGLIN & POST, P.C.

CERTIFIED PUBLIC ACCOUNTANTS
110 WEST MAIN – P.O. BOX 426
ELK POINT, SOUTH DAKOTA 57025

(605) 356-3374

INDEPENDENT AUDITOR'S REPORT ON INTERNAL CONTROL OVER FINANCIAL REPORTING AND ON COMPLIANCE AND OTHER MATTERS BASED ON AN AUDIT OF FINANCIAL STATEMENTS PERFORMED IN ACCORDANCE WITH *GOVERNMENT AUDITING STANDARDS*

School Board
Madison Central School District No. 39-2
Lake County, South Dakota

We have audited, in accordance with auditing standards generally accepted in the United States of America and the standards applicable to financial audits contained in *Governmental Auditing Standards*, issued by the Comptroller General of the United States, the financial statements of the governmental activities, the business-type activities, each major fund, and the aggregate remaining fund information of the Madison Central School District No. 39-2, Lake County, South Dakota (School District), as of June 30, 2020 and for the year then ended, and the related notes to the financial statements, which collectively comprise the School District's basic financial statements and have issued our report thereon dated March 3, 2021, which was qualified because the long-term financial obligations and commitments related to other postemployment benefits was not recorded.

Internal Control Over Financial Reporting

In planning and performing our audit of the financial statements, we considered the School District's internal control over financial reporting (internal control) to determine the audit procedures that are appropriate in the circumstances for the purpose of expressing our opinions on the financial statements, but not for the purpose of expressing an opinion on the effectiveness of the School District's internal control. Accordingly, we do not express an opinion on the effectiveness of the Madison Central School District's internal control.

A deficiency in internal control exists when the design or operation of a control does not allow management or employees, in the normal course of performing their assigned functions, to prevent, or detect and correct, misstatements on a timely basis. *A material weakness* is a deficiency, or a combination of deficiencies, in internal control such that there is a reasonable possibility that a material misstatement of the School District's financial statements will not be prevented, or detected and corrected on a timely basis. *A significant deficiency* is a deficiency, or a combination of deficiencies, in internal control that is less severe than a material weakness, yet important enough to merit attention by those charges with governance.

Our consideration of internal control was for the limited purpose described in the first paragraph of this section and was not designed to identify all deficiencies in internal control that might be material weaknesses or significant deficiencies and therefore, material weaknesses or significant deficiencies may exist that we not identified. Given these limitations, during our audit we did not identify any deficiencies in internal control that we consider to be material weaknesses. However, material weaknesses may exist that have not been identified. We did identify a certain deficiency in internal control, described in the accompanying Schedule of Current Audit Findings and Questioned Costs that we consider to be a significant deficiency.

Compliance and Other Matters

As part of obtaining reasonable assurance about whether Madison Central School District's financial statements are free of material misstatement, we performed tests of its compliance with certain provisions of laws, regulations, contracts and grant agreements, noncompliance with which could have a direct and material effect on the determination of financial statement amounts. However, providing an opinion on compliance with those provisions was not an objective of our audit and accordingly, we do not express such an opinion. The results of our tests disclosed no instances of noncompliance or other matters that are required to be reported under *Government Auditing Standards*.

School District's Response to Finding

The School District's response to the finding identified in our audit is described in the accompanying Corrective Action Plan as listed in the Table of Contents. The School District's response was not subjected to auditing procedures applied in the audit of the financial statements and, accordingly, we express no opinion on it.

Purpose of this Report

The purpose of this report is solely to describe the scope of our testing of internal control and compliance and the results of that testing, and not to provide an opinion on the effectiveness of the School District's internal control or on compliance. This report is an integral part of an audit performed in accordance with *Government Auditing Standards* in considering the entity's internal control and compliance. Accordingly, this communication is not suitable for any other purpose. As required by South Dakota Codified Law 4-11-11, this report is a matter of public record and its distribution is not limited.



Quam, Berglin & Post, P.C.
Elk Point, SD

March 3, 2021

QUAM, BERGLIN & POST, P.C.

CERTIFIED PUBLIC ACCOUNTANTS
110 WEST MAIN – P.O. BOX 426
ELK POINT, SOUTH DAKOTA 57025

(605) 356-3374

INDEPENDENT AUDITOR'S REPORT ON COMPLIANCE FOR EACH MAJOR PROGRAM AND REPORT ON INTERNAL CONTROL OVER COMPLIANCE REQUIRED BY THE UNIFORM GUIDANCE

School Board
Madison Central School District No. 39-2
Lake County, South Dakota

Report on Compliance for Each Major Federal Program

We have audited the Madison Central School District No. 13-1, South Dakota (School District) compliance with the types of compliance requirements described in the *U. S. Office of Management and Budget (OMB) Compliance Supplement* that could have a direct and material effect on each of its major federal programs for the year ended June 30, 2020. The Madison Central School District's major federal programs are identified in the summary of auditor's results section of the accompanying Schedule of Current Audit Findings and Questioned Costs.

Management's Responsibility

Management is responsible for compliance with the requirements of laws, regulations, contracts, and grants applicable to its federal programs.

Auditor's Responsibility

Our responsibility is to express an opinion on compliance for each of the School District's major federal programs based on our audit of the types of compliance requirements referred to above.

We conducted our audit of compliance in accordance with auditing standards generally accepted in the United States of America; the standards applicable to financial audits contained in *Government Auditing Standards*, issued by the comptroller General of the United States; and the audit requirements of *Title 2 U.S. Code of Federal Regulations Part 200, Uniform Administrative Requirements, Cost Principles, and Audit Requirements for Federal Awards (Uniform Guidance)*. Those standards and the Uniform Guidance require that we plan and perform the audit to obtain reasonable assurance about whether noncompliance with the types of compliance requirements referred to above that could have a direct and material effect on a major federal program occurred. An audit includes examining, on a test basis, evidence about the School District's compliance with those requirements and performing such other procedures as we considered necessary in the circumstances.

We believe that our audit provides a reasonable basis for our opinion on compliance for each major federal program. However, our audit does not provide a legal determination on the Madison Central School District's compliance.

Opinion on Each Major Federal Program

In our opinion, Madison Central School District No. 39-2, Lake County, South Dakota complied, in all material respects, with the types of compliance requirements referred to above that could have a direct and material effect on each of its major federal programs for the year ended June 30, 2020.

Report on Internal Control Over Compliance

Management of the Madison Central School District is responsible for establishing and maintaining effective internal control over compliance with the types of compliance requirements referred to above. In planning and performing our audit of compliance, we considered the Madison Central School District's internal control over compliance with the types of requirements that could have a direct and material effect on each major federal program to determine the auditing procedures that are appropriate in the circumstances for the purpose of expressing an opinion on compliance for each major federal program and to test and report on internal control over compliance in accordance with the Uniform Guidance, but not for the purpose of expressing an opinion on the effectiveness of the School District's internal control over compliance. Accordingly, we do not express an opinion on the effectiveness of Madison Central School District's internal control over compliance.

A deficiency in internal control over compliance exists when the design or operation of a control over compliance does not allow management or employees, in the normal course of performing their assigned functions, to prevent, or detect and correct, noncompliance with a type of compliance requirement of a federal program on a timely basis. *A material weakness in internal control over compliance* is a deficiency, or combination of deficiencies, in internal control over compliance, such that there is a reasonable possibility that material noncompliance with a type of compliance requirement of a federal program will not be prevented, or detected and corrected, on a timely basis. *A significant deficiency in internal control over compliance* is a deficiency, or a combination of deficiencies, in internal control over compliance with a type of compliance requirement of a federal program that is less severe than a material weakness in internal control over compliance, yet important enough to merit attention by those charged with governance.

Our consideration of internal control over compliance was for the limited purpose described in the first paragraph of this section and was not designed to identify all deficiencies in internal control over compliance that might be material weaknesses or significant deficiencies. We did not identify any deficiencies in internal control over compliance that we consider to be material weaknesses. However, material weaknesses may exist that have not been identified.

Purpose of this Report

The purpose of this report on internal control over compliance is solely to describe the scope of our testing of internal control over compliance and the results of that testing based on the requirements of the Uniform Guidance. Accordingly, this report is not suitable for any other purposes. As required by South Dakota Codified Law 4-11-11, this report and our report on compliance for each major federal program are matters of public record and their distribution is not limited.



Quam, Berglin & Post, P.C.
Elk Point, SD

March 3, 2021

**MADISON CENTRAL SCHOOL DISTRICT NO. 39-2
SCHEDULE OF PRIOR AUDIT FINDINGS AND QUESTIONED COSTS
FOR THE YEAR ENDED JUNE 30, 2020**

PRIOR FEDERAL AUDIT FINDING:

The prior audit report contained no written federal audit findings.

PRIOR OTHER AUDIT FINDING NUMBER 2019-001:

A significant deficiency in internal controls was first reported in fiscal year 2019 due to a lack of proper segregation of duties for revenues.

Corrective Action Plan:

This audit finding has not been corrected and is restated as finding number 2020-001 on the Schedule of Current Audit Findings and Questioned Costs.

**MADISON CENTRAL SCHOOL DISTRICT NO. 39-2
SCHEDULE OF CURRENT AUDIT FINDINGS AND QUESTIONED COSTS
FOR THE YEAR ENDED JUNE 30, 2020**

SUMMARY OF INDEPENDENT AUDITOR'S RESULTS:

Financial Statements

- a. An unmodified opinion was issued on the financial statements of the business-type activities, each major fund, and the aggregate remaining fund information. A qualified opinion for the lack of reporting long-term financial obligations and commitments related to other postemployment benefits was issued for the statements of the governmental activities.
- b. A significant deficiency was disclosed by our audit of the financial statements for a lack of segregation of duties for revenue as discussed in finding number 2020-001.
- c. Our audit did not disclose any noncompliance which was material to the financial statements.

Federal Awards

- d. An unmodified opinion was issued on compliance with the requirements applicable to major programs.
- e. Our audit did not disclose any audit findings that need to be disclosed in accordance with the Uniform Guidance.

- f. The federal awards tested as major programs included:

	<u>CFDA#</u>
Special Education Cluster:	
Special Education - Grants to States	84.027
Special Education - Preschool Grants	84.173

- g. The dollar threshold used to distinguish between Type A and Type B federal award programs was \$750,000.
- h. The Madison Central School District did qualify as a low-risk entity.

**MADISON CENTRAL SCHOOL DISTRICT NO. 39-2
SCHEDULE OF CURRENT AUDIT FINDINGS AND QUESTIONED COSTS
FOR THE YEAR ENDED JUNE 30, 2020**

CURRENT FEDERAL AUDIT FINDINGS:

There are no written current federal compliance audit findings to report.

CURRENT OTHER AUDIT FINDINGS:

Internal Control Related Finding – Significant Deficiency:

FINDING NUMBER 2020-001

There is a significant deficiency resulting from the lack of segregation of duties for revenues.

Criteria:

In order to achieve proper internal control, it is necessary to have segregation of duties provided between performance, review and record keeping of the tasks related to the revenues. Lack of this segregation of duties could adversely affect the organization's ability to record, process, summarize and report financial data consistent with management assertions.

Condition, Cause and Effect:

A significant deficiency in internal controls was reported due to a lack of proper segregation of duties for revenues resulting in decreased reliability of reported financial data and increased potential for the loss of public assets.

Recommendation:

We recommend that district officials be cognizant of this lack of segregation of duties and attempt to provide compensating controls whenever and wherever possible and practical.

Corrective Action Plan:

Mitchell Brooks, Business Manager for Madison Central School District No. 39-2, is the contact person responsible for the corrective action plan for this comment. This comment is a result of the size of the entity, which precludes staffing at a level sufficient to provide an ideal environment for internal controls. The Board of Education has prepared a response to the finding which is on the following page.

Madison Central School District #39-2


Joel Jorgenson
Superintendent
Email: joel.jorgenson@k12.sd.us
www.madison.k12.sd.us

800 NE 9th Street, Madison, SD 57042
Telephone: (605)256-7700
Fax: (605)256-7711

CORRECTIVE PLAN OF ACTION FOR THE YEAR ENDED JUNE 30, 2020

Madison Central School District No. 39-2 has considered the lack of segregation of duties for the revenues. At this time, it is not cost efficient for Madison Central School District No. 39-2 to hire the additional staff needed to achieve segregation of duties. Alternate procedures have been implemented by Madison Central School District No. 39-2 to decrease the likelihood that financial data is adversely affected.

Madison Central School District No.39-2 will continue to monitor the necessity to have segregation of duties for revenues and implement such segregation as budget dollars and board authority allows.



School Superintendent



Business Manager