



**RIDE** Rhode Island  
Department  
of Education



# **Stony Lane Elementary School (North Kingstown)**

**Grades 3-5 - Student Survey  
Spring 2022**



Report created by  
Panorama Education



## Summary

Topic Description	Results	Comparison
<b>College, Career, and Life Readiness</b>	<b>27%</b>	<b>34%</b> Suburban <b>39%</b> All Schools <b>39%</b> Elementary Schools <b>39%</b> Rhode Island <b>32%</b> North Kingstown
<b>Risk / Protective Outcome</b>	<b>81%</b> ▼ 2 since last survey	<b>75%</b> Suburban <b>73%</b> All Schools <b>73%</b> Elementary Schools <b>73%</b> Rhode Island <b>75%</b> North Kingstown
<b>School Belonging</b>	<b>63%</b> ▼ 3 since last survey	<b>61%</b> Suburban <b>59%</b> All Schools <b>59%</b> Elementary Schools <b>59%</b> Rhode Island <b>61%</b> North Kingstown
<b>School Climate</b> Perceptions of the overall social and learning climate of the school.	<b>76%</b> ▼ 1 since last survey	<b>68%</b> Suburban <b>65%</b> All Schools <b>65%</b> Elementary Schools <b>65%</b> Rhode Island <b>68%</b> North Kingstown



## School Engagement

How attentive and invested students are in school.

**52%**

▲ 1

since last survey

<b>53%</b>	Suburban
<b>54%</b>	All Schools
<b>54%</b>	Elementary Schools
<b>54%</b>	Rhode Island
<b>53%</b>	North Kingstown

## School Rigorous Expectations

How much students feel that their teachers hold them to high expectations around effort, understanding, persistence, and performance in class.

**80%**

▼ 7

since last survey

<b>80%</b>	Suburban
<b>78%</b>	All Schools
<b>78%</b>	Elementary Schools
<b>78%</b>	Rhode Island
<b>81%</b>	North Kingstown

## School Safety

Perceptions of student physical and psychological safety at school.

**81%**

0

since last survey

<b>75%</b>	Suburban
<b>68%</b>	All Schools
<b>68%</b>	Elementary Schools
<b>68%</b>	Rhode Island
<b>78%</b>	North Kingstown

## School Teacher-Student Relationships

How strong the social connection is between teachers and students within and beyond the school.

**80%**

▲ 1

since last survey

<b>78%</b>	Suburban
<b>76%</b>	All Schools
<b>77%</b>	Elementary Schools
<b>76%</b>	Rhode Island
<b>78%</b>	North Kingstown

## Social-Emotional Learning (SEL)

**75%**

0

since last survey

<b>69%</b>	Suburban
<b>65%</b>	All Schools
<b>65%</b>	Elementary Schools
<b>65%</b>	Rhode Island
<b>70%</b>	North Kingstown



## Valuing of School

How much students feel that school is interesting, important, and useful.

**63%**

▼ **4**

since last survey

<b>68%</b>	Suburban
<b>68%</b>	All Schools
<b>68%</b>	Elementary Schools
<b>68%</b>	Rhode Island
<b>68%</b>	North Kingstown

156 responses



## College, Career, and Life Readiness

Your average

**27%**

156 responses

State Grouping average:	<b>34%</b>	Suburban
School Type average:	<b>39%</b>	All Schools
School Type average:	<b>39%</b>	Elementary Schools
State average:	<b>39%</b>	Rhode Island
District average:	<b>32%</b>	North Kingstown

### How did people respond?

#### Q.1: How happy are you with how much time you spend in specials or enrichment (art, music, PE, etc.)?

Extremely happy	26%	41
Quite happy	43%	67
Somewhat happy	26%	40
Slightly happy	3%	4
Not at all happy	3%	4

▼ 9 from last survey

Favorable: **69%**

#### Q.2: How often do you talk about college in class?

Almost always	1%	2
Frequently	1%	2
Sometimes	17%	26
Once in a while	33%	51
Almost never	47%	72

▲ 1 from last survey

Favorable: **3%**

#### Q.3: How often do you talk about jobs and careers in class?

Almost always	5%	8
Frequently	4%	6
Sometimes	32%	50
Once in a while	37%	57
Almost never	22%	34

▲ 5 from last survey

Favorable: **9%**

#### Q.4: How much do you think missing at least 2 days of school a month can hurt your grades?

A tremendous amount	10%	15
Quite a bit	15%	24
Somewhat	21%	33
A little bit	34%	53
Not at all	20%	31

▼ 1 from last survey

Favorable: **25%**



## Risk / Protective Outcome

Your average

**81%**

156 responses

Change

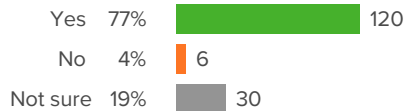
▼ **2**

since last survey

State Grouping average: **75%** Suburban  
School Type average: **73%** All Schools  
School Type average: **73%** Elementary Schools  
State average: **73%** Rhode Island  
District average: **75%** North Kingstown

### How did people respond?

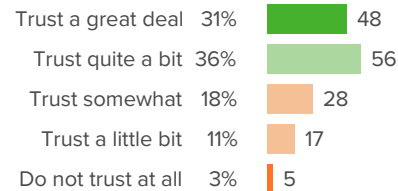
**Q.1: Is there at least one teacher or other adult in your school that you can talk to if you have a problem?**



▼ **1** from last survey

Favorable: **95%**

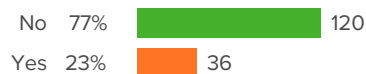
**Q.2: In the event of a conflict or problem, how much do you trust that your school community will hear your side of the story and take it seriously?**



▼ **3** from last survey

Favorable: **68%**

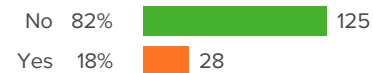
**Q.3: During the past 12 months, have you ever been bullied on school property?**



▼ **1** from last survey

Favorable: **77%**

**Q.4: During the past 12 months, did you ever feel so sad or hopeless almost every day for two weeks or more in a row that you stopped doing some usual activities?**

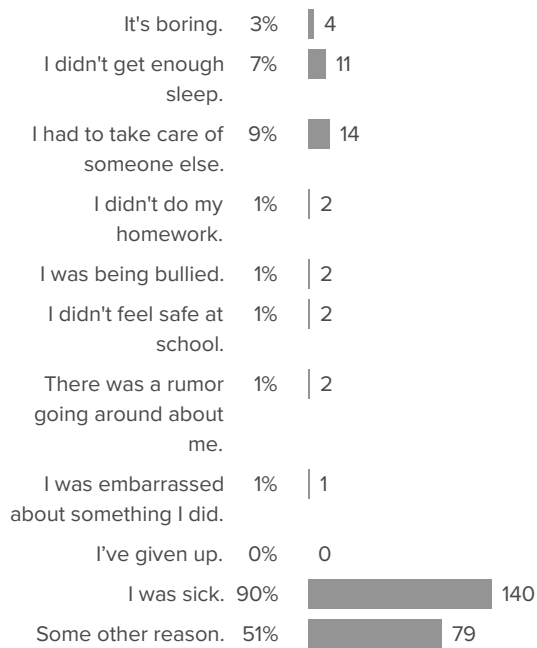


▲ **4** from last survey

Favorable: **82%**



**Q.5: Why have you been absent from school? (Select all that apply.)**



## School Belonging

Your average

**63%**

156 responses

Change

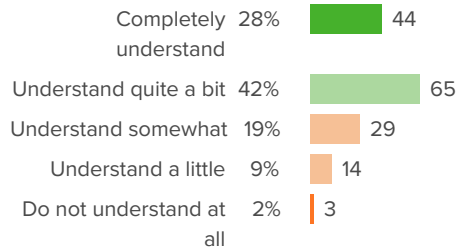
▼ **3**

since last survey

State Grouping average: **61%** Suburban  
School Type average: **59%** All Schools  
School Type average: **59%** Elementary Schools  
State average: **59%** Rhode Island  
District average: **61%** North Kingstown

### How did people respond?

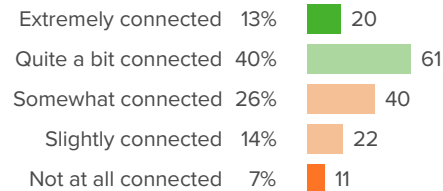
#### Q.1: How well do people at your school understand you as a person?



▲ **1** from last survey

Favorable: **70%**

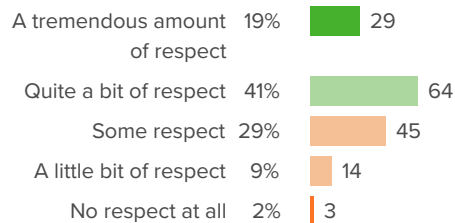
#### Q.2: How connected do you feel to the adults at your school?



▼ **2** from last survey

Favorable: **53%**

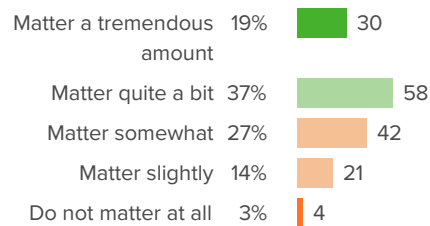
#### Q.3: How much respect do students at your school show you?



▼ **11** from last survey

Favorable: **60%**

#### Q.4: How much do you matter to others at this school?



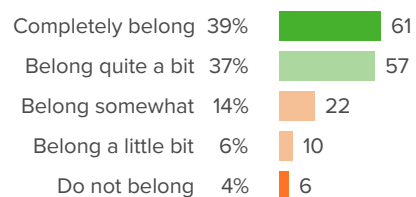
▼ **6** from last survey

Favorable: **57%**





**Q.5: Overall, how much do you feel like you belong at your school?**



▲ 4 from last survey

Favorable: **76%**

## School Climate

Your average

**76%**

156 responses

Change

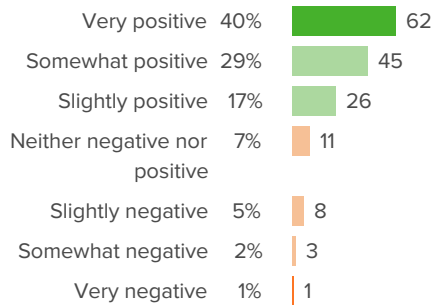
▼ **1**

since last survey

State Grouping average: **68%** Suburban  
School Type average: **65%** All Schools  
School Type average: **65%** Elementary Schools  
State average: **65%** Rhode Island  
District average: **68%** North Kingstown

### How did people respond?

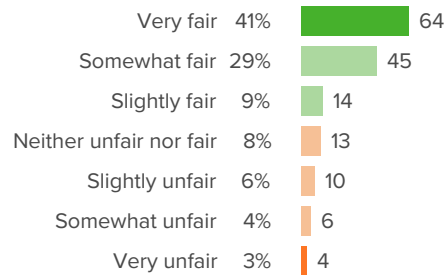
#### Q.1: How positive or negative is the energy of the school?



▼ **3** from last survey

Favorable: **85%**

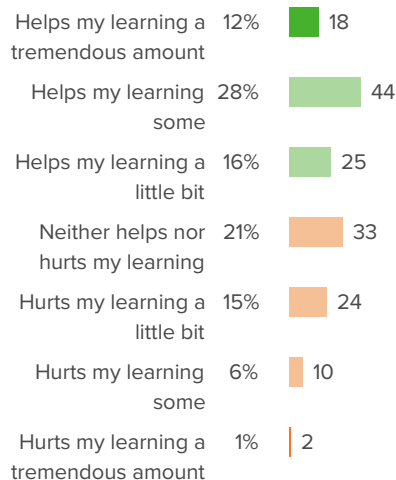
#### Q.2: How fair or unfair are the rules for the students at this school?



▼ **7** from last survey

Favorable: **79%**

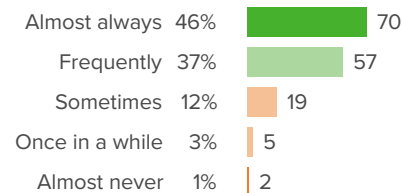
#### Q.3: At your school, how much does the behavior of other students hurt or help your learning?



▲ **7** from last survey

Favorable: **56%**

#### Q.4: How often do your teachers seem excited to be teaching your classes?



▼ **1** from last survey

Favorable: **83%**



## School Engagement

Your average

**52%**

156 responses

Change

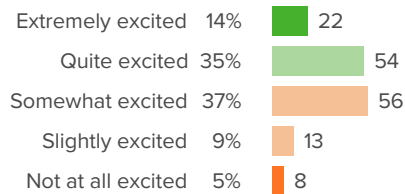
**▲ 1**

since last survey

State Grouping average: **53%** Suburban  
School Type average: **54%** All Schools  
School Type average: **54%** Elementary Schools  
State average: **54%** Rhode Island  
District average: **53%** North Kingstown

### How did people respond?

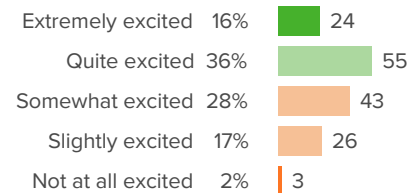
#### Q.1: How excited are you about going to your classes?



▲ 1 from last survey

Favorable: **50%**

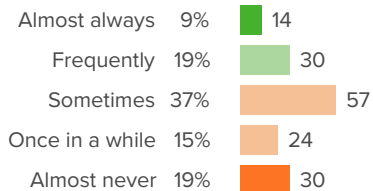
#### Q.2: In your classes, how excited are you to participate?



▼ 1 from last survey

Favorable: **52%**

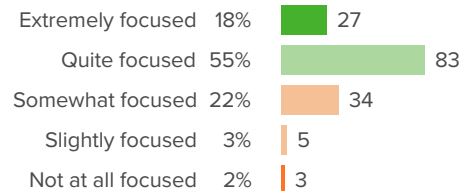
#### Q.3: When you are not in school, how often do you talk about ideas from your classes?



▲ 1 from last survey

Favorable: **28%**

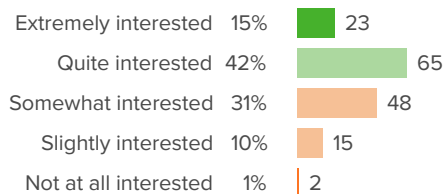
#### Q.4: How focused are you on the activities in your classes?



▼ 2 from last survey

Favorable: **72%**

#### Q.5: How interested are you in your classes?



▲ 4 from last survey

Favorable: **58%**



## School Rigorous Expectations

Your average

**80%**

156 responses

Change

▼ **7**

since last survey

State Grouping average:	<b>80%</b>	Suburban
School Type average:	<b>78%</b>	All Schools
School Type average:	<b>78%</b>	Elementary Schools
State average:	<b>78%</b>	Rhode Island
District average:	<b>81%</b>	North Kingstown

### How did people respond?

#### Q.1: How often do your teachers take time to make sure you understand the material?

Almost always	49%	76
Frequently	35%	54
Sometimes	12%	18
Once in a while	3%	5
Almost never	1%	1

▼ **3** from last survey

Favorable: **84%**

#### Q.2: How often do your teachers make you explain your answers?

Almost always	29%	46
Frequently	45%	70
Sometimes	17%	27
Once in a while	6%	9
Almost never	3%	4

▼ **5** from last survey

Favorable: **74%**

#### Q.3: When you feel like giving up, how likely is it that your teachers will make you keep trying?

Extremely likely	45%	70
Quite likely	41%	64
Somewhat likely	10%	15
Slightly likely	3%	4
Not at all likely	1%	2

▼ **7** from last survey

Favorable: **86%**

#### Q.4: Overall, how high are your teachers' expectations of you?

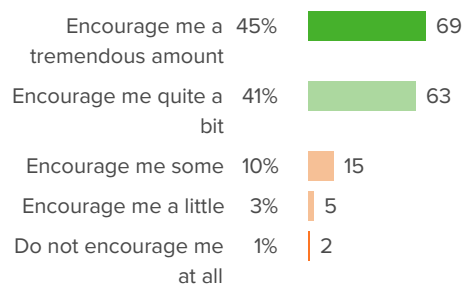
Extremely high	17%	26
Quite high	51%	78
Somewhat high	28%	43
Slightly high	4%	6
Not high at all	0%	0

▼ **17** from last survey

Favorable: **68%**



**Q.5: How much do your teachers encourage you to do your best?**



▼ 4 from last survey

Favorable: **86%**



## School Safety

Your average

**81%**

156 responses

Change

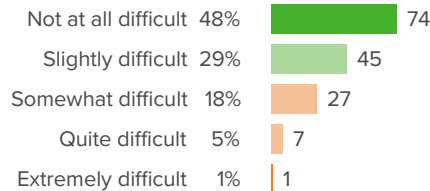
**0**

since last survey

State Grouping average:	<b>75%</b>	Suburban
School Type average:	<b>68%</b>	All Schools
School Type average:	<b>68%</b>	Elementary Schools
State average:	<b>68%</b>	Rhode Island
District average:	<b>78%</b>	North Kingstown

### How did people respond?

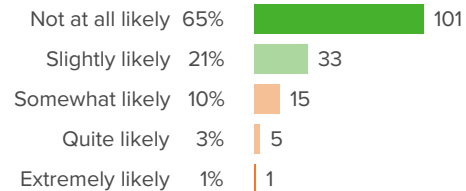
#### Q.1: If a student is bullied in school, how difficult is it for him/her to get help from an adult?



▼ **3** from last survey

Favorable: **77%**

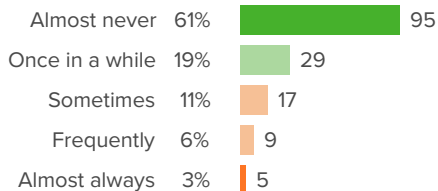
#### Q.2: How likely is it that someone from your school will bully you online?



▼ **4** from last survey

Favorable: **86%**

#### Q.3: How often do you worry about violence at your school?



▲ **0** from last survey

Favorable: **80%**



## School Teacher-Student Relationships

Your average

**80%**

156 responses

Change

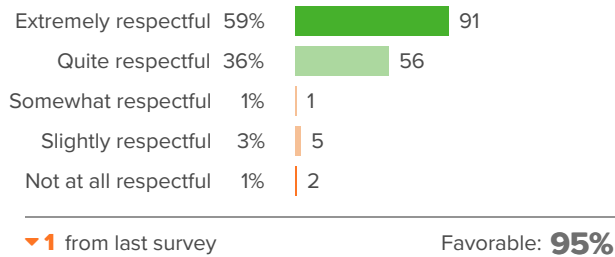
**▲ 1**

since last survey

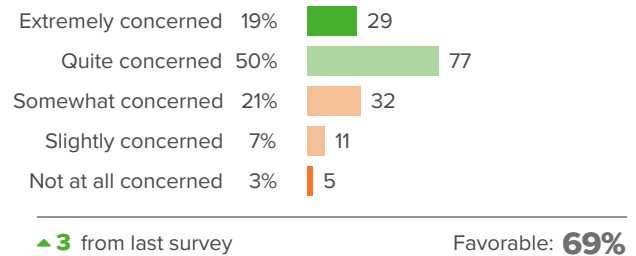
State Grouping average:	<b>78%</b>	Suburban
School Type average:	<b>76%</b>	All Schools
School Type average:	<b>77%</b>	Elementary Schools
State average:	<b>76%</b>	Rhode Island
District average:	<b>78%</b>	North Kingstown

### How did people respond?

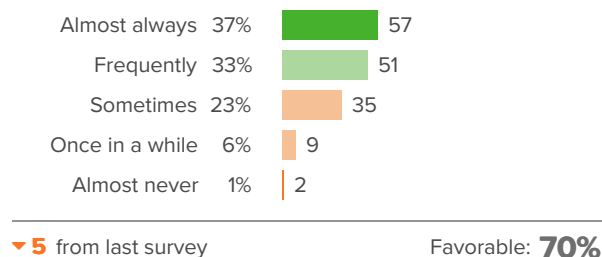
#### Q.1: How respectful are your teachers towards you?



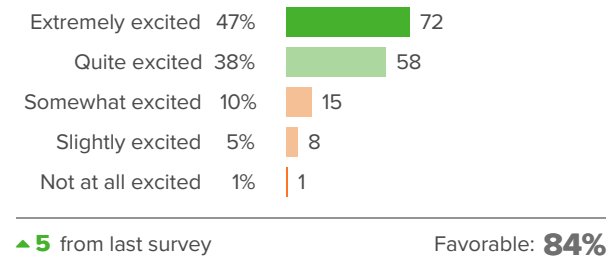
#### Q.2: If you walked into class upset, how concerned would your teachers be?



#### Q.3: When your teachers ask, "How are you?", how often do you feel that your teachers really want to know your answer?



#### Q.4: How excited would you be to have your teachers again?



## Social-Emotional Learning (SEL)

Your average

**75%**

156 responses

Change

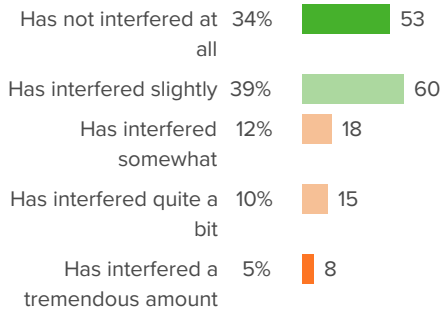
**0**

since last survey

State Grouping average: **69%** Suburban  
 School Type average: **65%** All Schools  
 School Type average: **65%** Elementary Schools  
 State average: **65%** Rhode Island  
 District average: **70%** North Kingstown

### How did people respond?

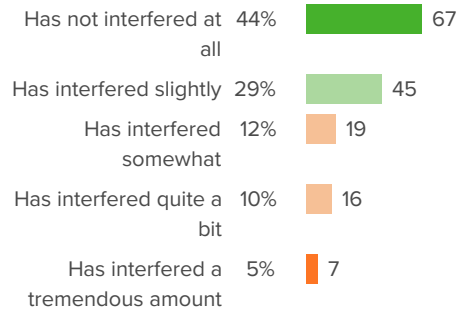
#### Q.1: How much has stress interfered with your ability to participate in school in the last 30 days?



▼ **4** from last survey

Favorable: **73%**

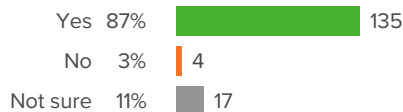
#### Q.2: How much has stress interfered with your activities outside of school in the last 30 days?



▲ **1** from last survey

Favorable: **73%**

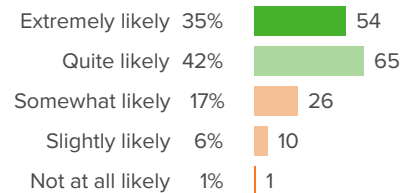
#### Q.3: Is there an adult you can talk to outside of school when you have a problem?



▲ **0** from last survey

Favorable: **97%**

#### Q.4: If you fail at an important goal, how likely are you to try again?

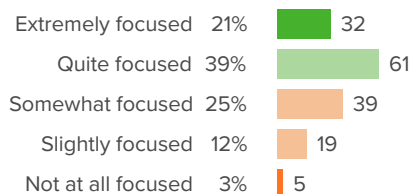


▲ **0** from last survey

Favorable: **76%**



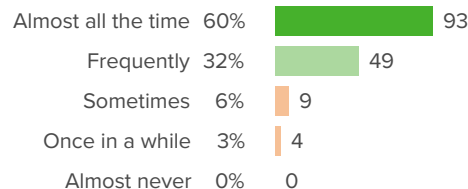
**Q.5: When you are working on a project that matters a lot to you, how focused can you stay when there are lots of distractions?**



▲ 7 from last survey

Favorable: **60%**

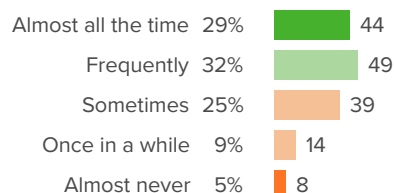
**Q.6: How often do you come prepared to class?**



▲ 4 from last survey

Favorable: **92%**

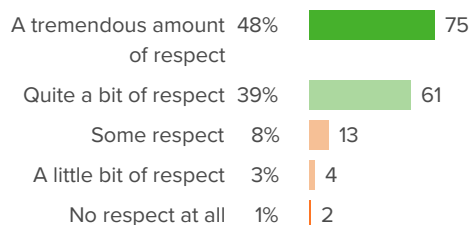
**Q.7: How often do you remain calm, even if someone is bothering you or saying something bad?**



▼ 3 from last survey

Favorable: **60%**

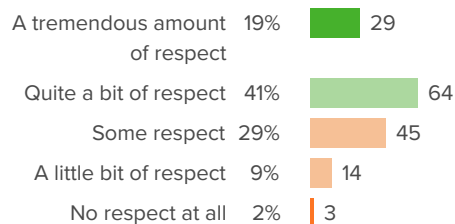
**Q.8: How much respect do the adults at your school show you?**



▼ 5 from last survey

Favorable: **88%**

**Q.9: How much respect do students at your school show you?**



▼ 11 from last survey

Favorable: **60%**



## Valuing of School

Your average

**63%**

156 responses

Change

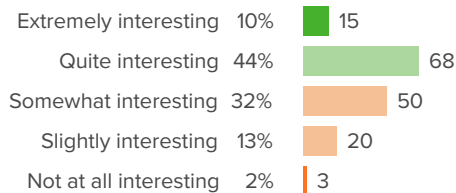
▼ **4**

since last survey

State Grouping average: **68%** Suburban  
School Type average: **68%** All Schools  
School Type average: **68%** Elementary Schools  
State average: **68%** Rhode Island  
District average: **68%** North Kingstown

### How did people respond?

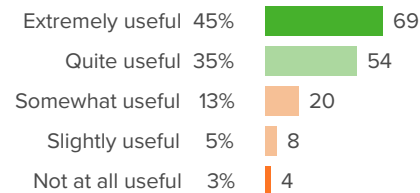
#### Q.1: How interesting do you find the things you learn in your classes?



▲ **1** from last survey

Favorable: **53%**

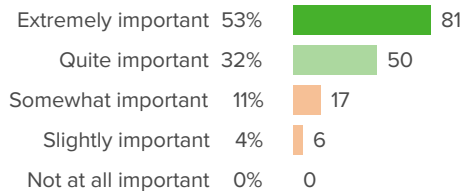
#### Q.2: How useful do you think school will be to you in the future?



▼ **6** from last survey

Favorable: **79%**

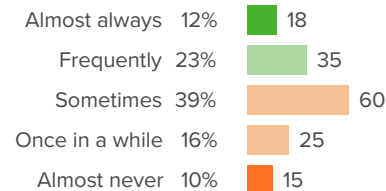
#### Q.3: How important is it to you to do well in your classes?



▼ **8** from last survey

Favorable: **85%**

#### Q.4: How often do you use ideas from school in your daily life?



▼ **3** from last survey

Favorable: **35%**