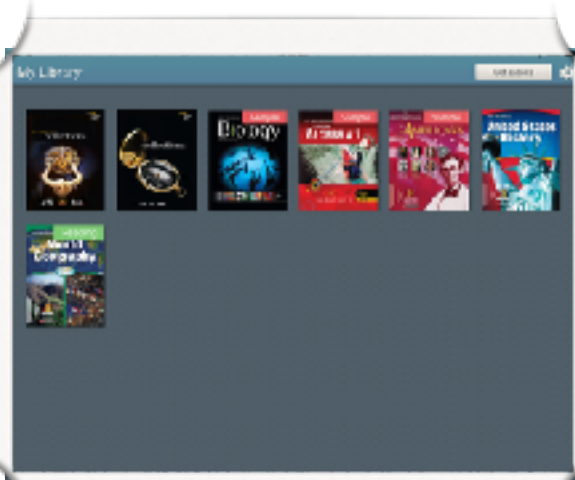


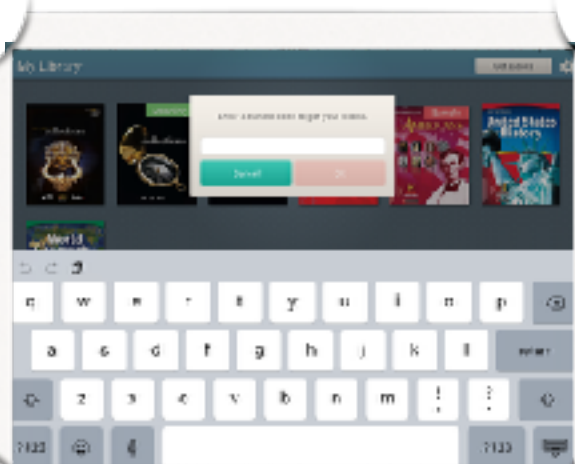
Home Screen

This is what your home screen looks like. You can NOT delete sample books.



Get Books

Click on 'get books' in the upper right hand corner to get new textbooks. Then enter the bundle code your teacher gave you.



Downloading/Accessing

- Click on the book on your home screen to open it.
- Each chapter must be downloaded individually.
- Click 'read' to open that chapter in your textbooks.



HMH eTextbooks 101

Student Edition 2016



This was created for the students and teachers at USD 387,
Altoona-Midway.

For additional technical assistance with HMH eTextbooks,
Please visit the *Technology Assistance 101* webpage <http://wp.me/P2B2Su-1Xx>
or contact the Technology Staff at techsupport@usd387.org

Contents

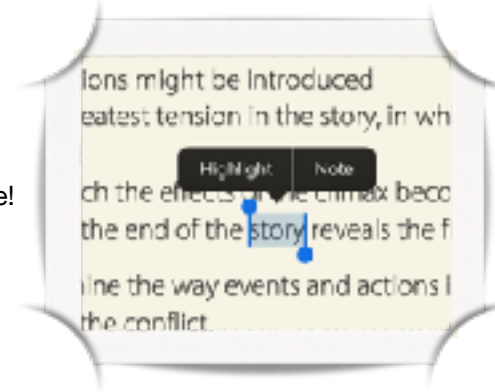
This is where you can find your table of contents for your cook selection, your bookmarks, and your notes and highlights.



Highlight/Note

When you select text, you will get the option to highlight it, or take a note!

Make sure to always click save!



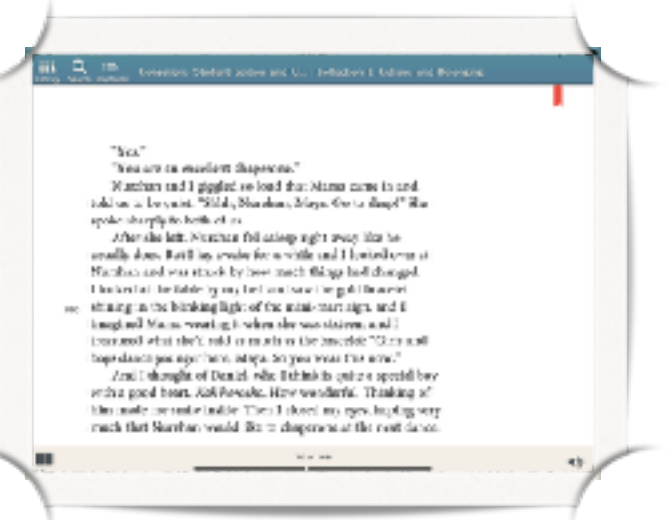
Select the color you want to highlight the selection in.

Just type and click save!



Bookmarks

Click on the gray flag in the upper right corner and it will turn



Page View

By clicking in the lower left corner, you can change how many pages you see at one time. you can chose one page or two.

