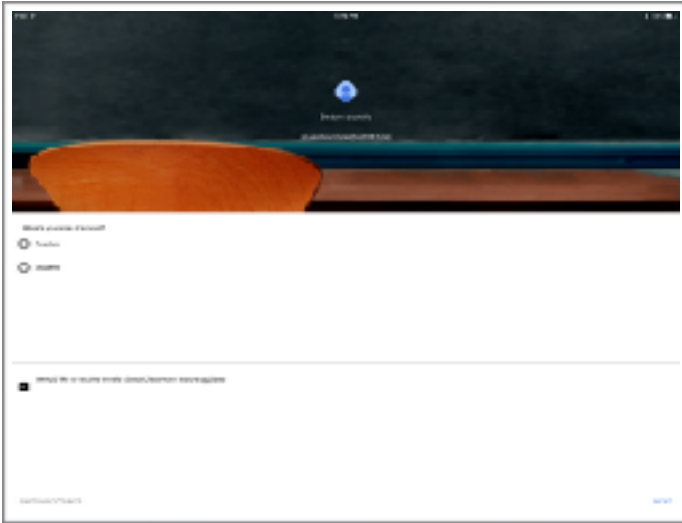


Signing In

You will sign in with your school email address, the first time you log in, it will ask if you are a student or teacher.



Joining a Class

Teachers will give you a code to join their class. Click on the '+' to enter the code.



Turning In From Other Apps

If you are in Pages, Keynote, Numbers, or Notability, you may submit your work directly from in the app into Google Classrooms.

- Click on the share icon
- Chose 'Open in Another App'
- Select the format that your teacher specified
- Select Google Classroom
- Select the correct assignment
- Click attach in the upper right corner
- Mark assignment as done



Google Classroom

101

Student Edition 2016



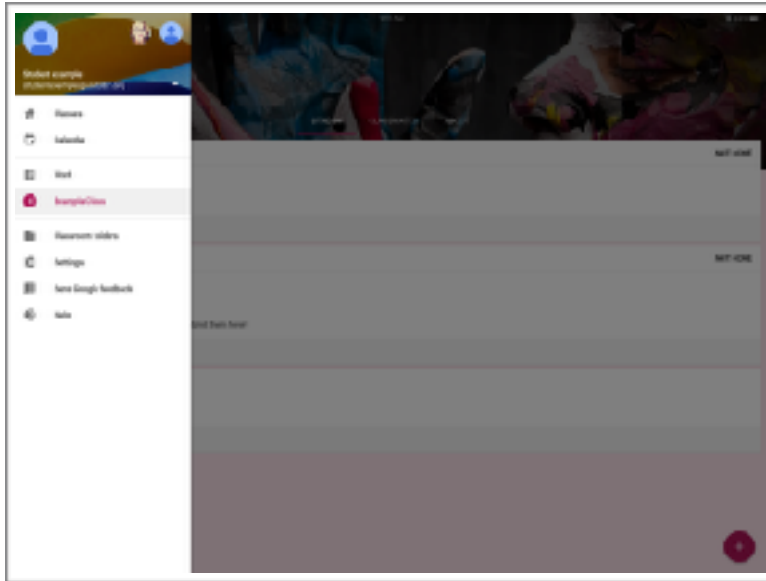
This was created for the students and teachers at USD 387, Altoona-Midway by Crystal Bjorgaard.

For additional technical assistance with Google Classroom, Please visit the *Technology Assistance 101* webpage <http://wp.me/P2B2Su-1Xx> or contact the Technology Staff at techsupport@usd387.org

app icon from: [iTunes.apple.com](https://itunes.apple.com)

Your Classes

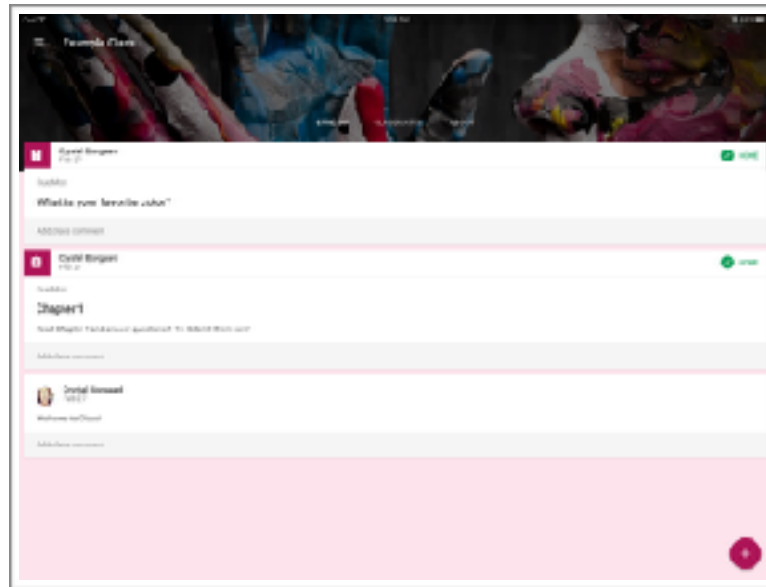
If you click the three bars in the upper left corner, it will take you to your dashboard.



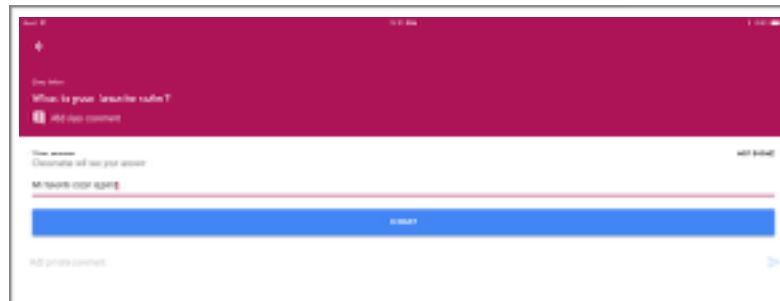
If you click the three bars in the upper left corner, it will take you to your dashboard. From there, you can click on a class to go directly to it, or click on the Work option to see all upcoming due dates.



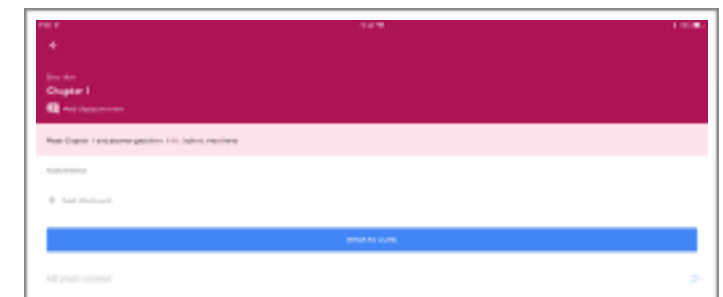
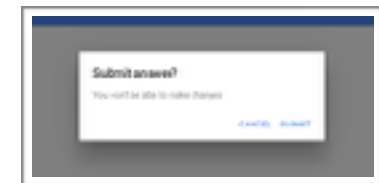
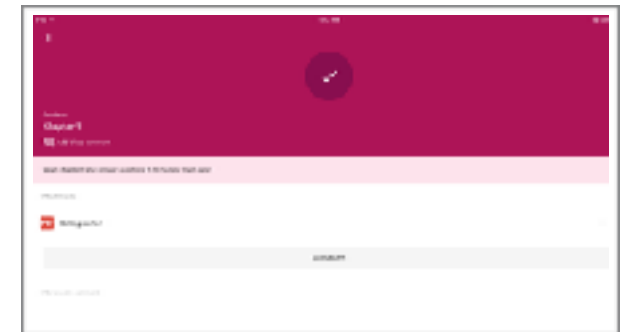
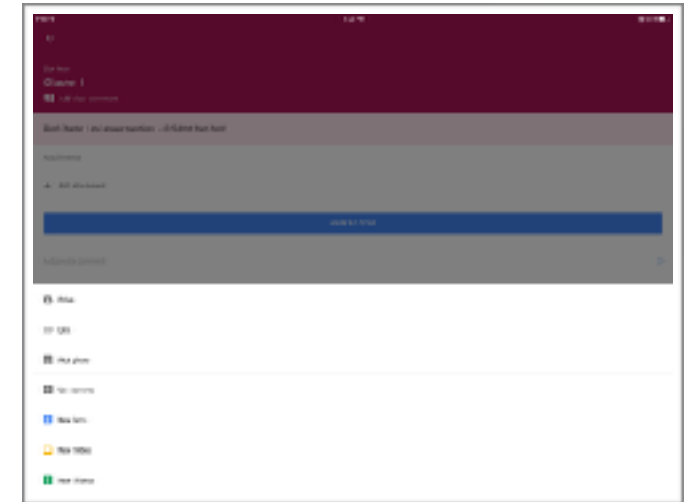
When you click on a class, it will take you to the class activity stream. In the stream, you will see all announcements, assignments, and questions that your teacher(s) post.



When you click on a question, it opens the question and let's you answer it. Make sure you click submit when you are finished.



When you click on an assignment, it opens the assignment and gives you the option of uploading your work. Your work will typically be in the camera roll or in Google Drive. Make sure you click submit when you are finished. The following screenshots detail the process. After you submit, mark the assignment as done.



For information on sending an assignment from another app to Google Classroom, see reverse side.