

HELP: FILLING AND UPLOADING REQUIRED ADDITIONAL PDF FORMS

Several additional downloadable forms are required to be filled out separately and to be attached (or uploaded) to the online Pre-K application when prompted. The following notes are intended to assist you in the process. For more information regarding PCSSD Pre-K registration, and to register online, visit www.pcssd.org/o/pcssd/page/pre-k-registration-12.

1. Click on the link for the form.

Please download and complete the following PDF forms before filling out the Application. You will be prompted to upload the completed forms as follows:

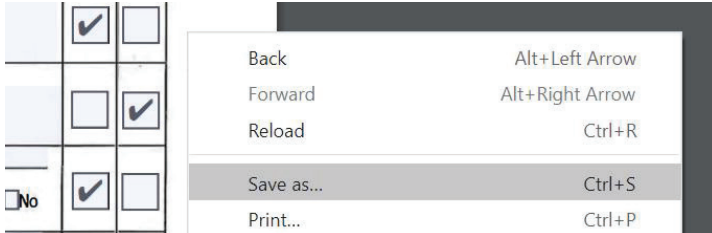
- [Student Health Form](#)
- [Well Child Pre-Screening Form](#)
- [Physical/Well Child Exam Form](#)

2. After the form opens in a new tab, click inside the light blue boxes and begin filling the form

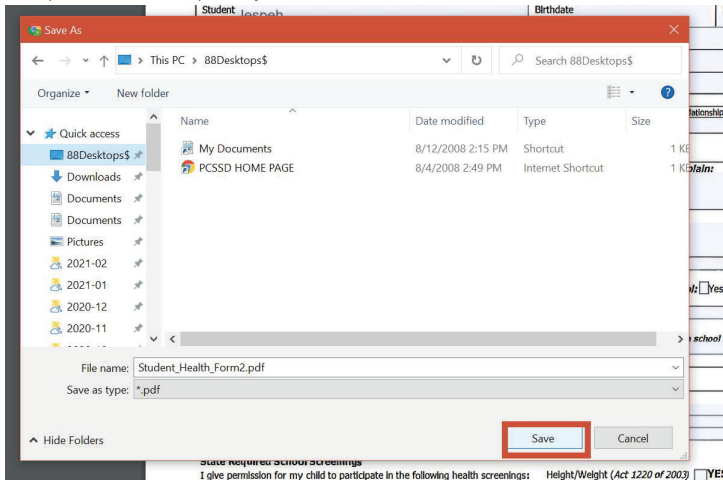
STUDENT HEALTH FORM			
Date	Medicaid/ArKids	No Health Insurance	Tricare
Student	Jespeh		Birthdate
Address			Best Contact
Parent/Guardian Names			Email
Preferred Physician/Hospital			

EMERGENCY CONTACT INFORMATION: If parent/...

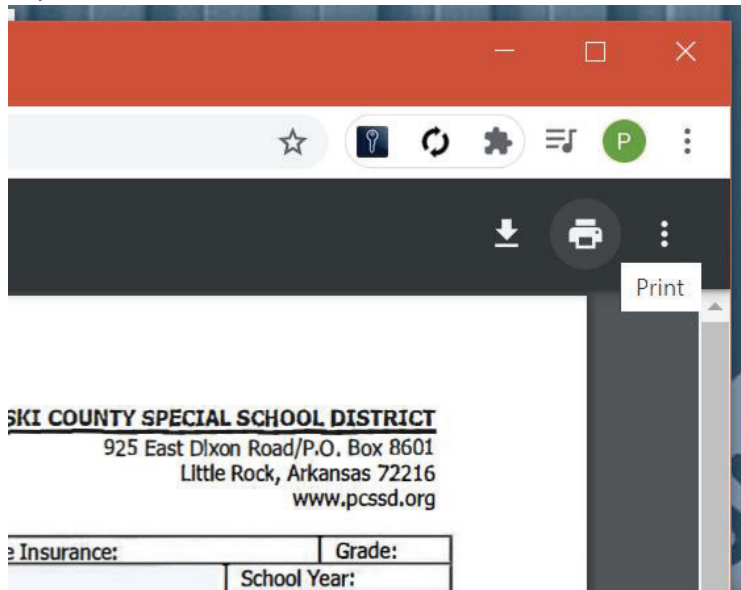
3. When the form is complete, right-click anywhere on the form and select "save as."



4. The file may then save to your default "downloads" folder. If you are prompted to select a location, save the completed form in a place you will remember.



5. If the form requires your written signature or the signature of a notary, click the print icon in the upper right corner of the completed form window. (If you have software that allows you to sign the form digitally, you may do that as well.)




6. Select your printer and proceed to fill the form by hand.
7. Using a scanner, a digital camera, or a mobile phone, take images of the completed and signed form. Make sure to transfer the digital scans or photos to the device you intend to use for filling the online application.
8. Near the end of the online application you will be prompted to upload the additional downloadable PDF forms. Click "Add file"

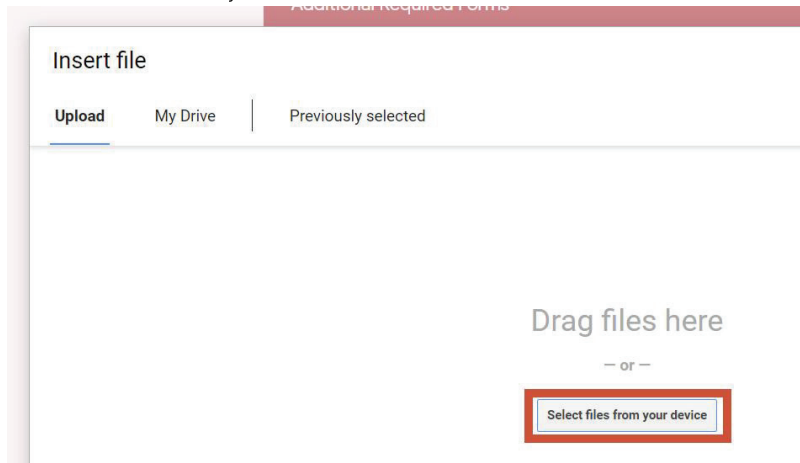
Additional Required Forms

Forms may be downloaded from the "PRE-K REGISTRATION CHECKLIST" at <https://www.pcssd.org/o/pcssd/page/pre-k-registration--12>

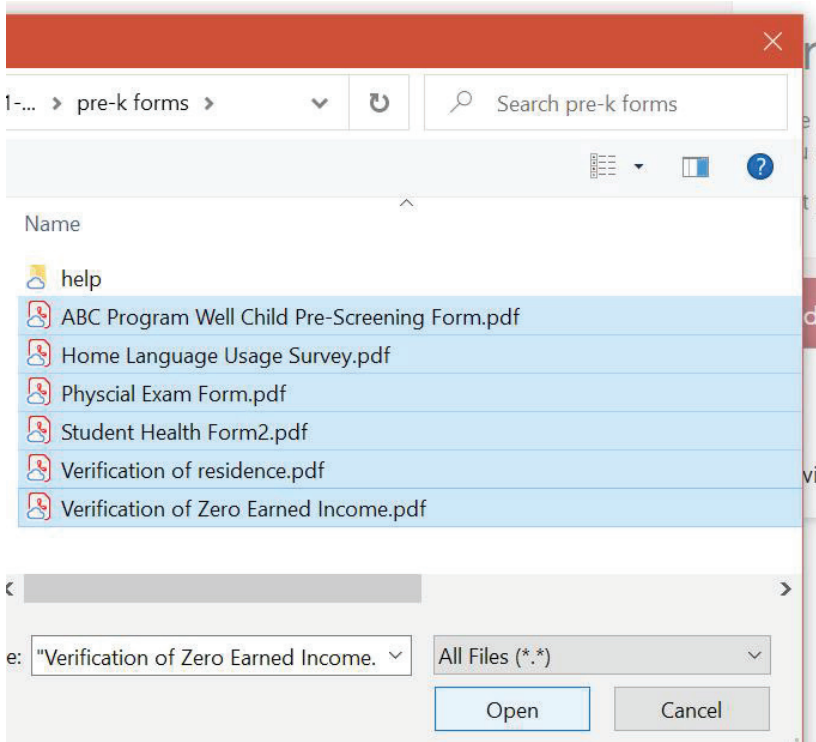
Upload completed copies (in the form of scans or quality photos) of the Student Health Form, Well Child Pre-Screening Form, Well Child/Physical Exam Form and Home Language Usage Survey.

 Add file

9. Click "Select files form your device."



10. Select each of the required files form where you saved them and click "open."



11. Confirm that the correct files are selected and click "upload."

Insert file

Upload

My Drive

Previously selected

ABC Program Well Child Pre-Screening Form.pdf

472.02K

Home Language Usage Survey.pdf

269.78K

Phycial Exam Form.pdf

821.72K

Student Health Form2.pdf

801.47K

Verification of residence.pdf

379.38K

Verification of Zero Earned Income.pdf

56.95K

Add more files

Upload

Cancel

A copy of th

12. Complete the online application by clicking "submit."

PDF Physcial Exam F...

×

PDF Student Health F...

×

PDF Verification of re...

×

PDF Verification of Ze...

×

↑ Add file

Send me a copy of my responses.

Back

Submit