







School Bus Safety Activity Book

Inside Activities:

- Unscramble School Bus Words
- School Bus Rules Cross Word
- Missing Letter School Bus Safety Words
- Hidden School Bus Words
- Hidden Mistakes
- Coloring Pages
- Color by Number
- Craft Idea




Fun School Bus Facts

-  Most school bus seats are 39 inches wide.
-  There are approximately 450,000 public school buses.
-  U.S. students get on and off a school bus 20 billion times each school year.
-  The first form of transportation for school students was a horse drawn wagon, which was borrowed from local farmers.
-  The basic design of the Large Yellow Bus has not been changed since 1977.



School Bus Rules Crossword

Use the word bank to answer the questions and fill in the School Bus Rules crossword below.



WORD BANK

ARMS
BUS
FEET
HANDS
LISTEN
PUSH
RUN
SHOVE
SIT
STREET
TIME
CRAWL

ACROSS/DOWN


- 1 & 2. Don't (1) _____ or (2) _____ while getting on the bus.
9 & 10. Don't put (9) _____ or (10) _____ out of the bus window.

ACROSS

3. Never _____ under the school bus.
6. Look both ways before crossing the _____.
11. Always cross at least ten _____ in front of the bus.
12. Wait until the _____ stops to get off.

DOWN

4. Never _____ to or from the bus.
5. It is important to _____ to the school bus driver.
7. Always be on _____ for the school bus.
8. Always _____ in your assigned seat.



Coloring Page



If your school uses a crossing guard, remember to wait for him or her to wave before crossing the street.




A school bus is made of many parts. Some of the school bus parts are listed below. Can you find these words in the puzzle below? They can be spelled across, backwards diagonal, or they might be up or down.

DRIVER	LIGHTS	SEAT	TIRES
DOOR	MIRRORS	STEPS	YELLOW
EXIT	MOTOR	STOP SIGN	WHEEL
BUMPER	QUIET	STUDENTS	WINDOW

N	Y	U	J	Q	M	Y	N	M	K	C	S	S	D
S	G	J	P	Q	A	R	S	S	E	A	T	F	X
R	N	I	H	F	E	W	W	O	I	U	N	T	M
E	O	T	S	V	N	L	T	W	S	M	E	I	O
Y	D	T	I	P	B	U	M	P	E	R	D	K	B
H	L	R	O	X	O	U	W	M	G	V	U	X	G
X	D	I	T	M	Y	T	G	H	T	W	T	M	V
T	Z	I	G	E	Z	U	S	H	E	M	S	I	O
L	X	M	L	H	P	K	R	W	I	E	N	R	D
E	Q	L	X	S	T	F	C	S	U	O	L	R	O
W	I	N	D	O	W	S	P	E	Q	Y	P	O	O
J	A	Z	E	I	Z	E	T	I	R	E	S	R	R
A	T	V	T	Y	T	D	G	B	R	K	R	S	P
R	T	O	O	S	C	Y	E	L	L	O	W	I	O

Coloring Page

Always obey the crossing guard.




School Bus Safety Words

Fill in the missing letters to spell the school bus safety words and message.

<u>A</u> 1	<u>B</u> 2	<u>C</u> 3	<u>D</u> 4	<u>E</u> 5	<u>F</u> 6	<u>G</u> 7	<u>H</u> 8	<u>I</u> 9	<u>J</u> 10	<u>K</u> 11	<u>L</u> 12	<u>M</u> 13
<u>N</u> 14	<u>O</u> 15	<u>P</u> 16	<u>Q</u> 17	<u>R</u> 18	<u>S</u> 19	<u>T</u> 20	<u>U</u> 21	<u>V</u> 22	<u>W</u> 23	<u>X</u> 24	<u>Y</u> 25	<u>Z</u> 26

1.	D <u>15</u> N' <u>20</u>	P <u>21</u> S <u>8</u>	A <u>15</u> D	S <u>8</u> O <u>22</u> E
2.	D <u>1</u> N <u>7</u> E <u>18</u>	Z <u>15</u> N <u>5</u>		
3.	B <u>21</u> S	S <u>20</u> O <u>16</u>		
4.	R <u>5</u> D	L <u>9</u> G <u>8</u> T <u>19</u>		
5.	F <u>18</u> O <u>14</u> T	B <u>21</u> M <u>16</u> E <u>18</u>		
6.	N <u>5</u> V <u>5</u> R	R <u>21</u> N		
7.	E <u>13</u> E <u>18</u> G <u>5</u> N <u>3</u> Y	D <u>15</u> O <u>18</u>		
8.	S <u>16</u> E <u>1</u> K	Q <u>21</u> I <u>5</u> T <u>12</u> Y		
9.	F <u>15</u> L <u>12</u> O <u>23</u>	T <u>8</u> E	B <u>21</u> S	R <u>21</u> L <u>5</u> S



Y <u>15</u> U	A <u>18</u> E	I <u>14</u>	T <u>8</u> E	M <u>15</u> S <u>20</u>	D <u>1</u> N <u>7</u> E <u>18</u>
W <u>8</u> E <u>14</u>	G <u>5</u> T <u>20</u> I <u>14</u> G	O <u>14</u>	A <u>14</u> D	G <u>5</u> T <u>20</u> I <u>14</u> G	
O <u>6</u> F	Y <u>15</u> U <u>18</u>	S <u>3</u> H <u>15</u> O <u>12</u>	B <u>21</u> S.		


Coloring Page



Always obey the school bus driver.

Unscramble the School Bus Words

Use the word bank to unscramble the ten words below.



AISLE

BUS STOP

DANGER ZONE

EMERGENCY DOOR

EYE CONTACT

LIGHTS

BUS DRIVER

SCHOOL

STAY SEATED

STOP SIGN

STUDENTS

YELLOW

1. SOLCHO _____

2. UDTSNESST _____

3. SUB TPOS _____

4. USB REIVRD _____

5. WLEOLY _____

6. OPTS INGS _____

7. GRENAD NEOZ _____

8. MCYGERENE RODO _____


9. SLEIA _____




10. GTHILS _____

11. YATS AETDES _____

12. YEE NTOCATC _____

Wait for the Bus in a Single Line.



-  Always wait for the bus in a single line.
-  When getting on the bus, stay away from the danger zone, make eye contact with the bus driver, and wait for the driver's signal. Board the bus one at a time.
-  Don't push or shove to get on or off the bus.



CRAFT IDEA

Egg Carton School Bus

Material:

- Lid (Top) of an Egg Carton
- Yellow Paint
- Black Construction Paper or 2 Lids from Milk Jugs (For Wheels)
- Black Marker
- OPTIONAL: Small Cutouts of People from Magazines, Coloring Books or Hand Drawn

Instructions:

- Cut the lid off an egg carton.
- Paint (or color with marker) the lid yellow.
- While paint is drying, cut 2 circles out of black construction paper.
- OPTIONAL: Also while the paint is drying, have the children cut small images of people from magazines or coloring books or let them draw their own.
- Once the paint is dry, glue on the wheels.
- OPTIONAL: Glue the images of people onto the bus.
- Write SCHOOL along the top of the bus.
- YOUR BUS IS NOW COMPLETE!!

ANSWER KEY


Page 2

School Bus Rules Crossword



Page 4

Hidden School Bus Words



Page 6

School Bus Safety Words

1. DON'T PUSH AND SHOVE
2. DANGER ZONE
3. BUS STOP
4. RED LIGHTS
5. FRONT BUMPER
6. NEVER RUN
7. EMERGENCY DOOR
8. SPEAK QUIETLY
9. FOLLOW THE BUS RULES

YOU ARE IN THE MOST DANGEROUS ZONE WHEN GETTING ON AND OFF THE SCHOOL BUS.

Page 8

Unscramble the School Bus Words

1. SCHOOL
2. STUDENTS
3. BUS STOP
4. BUS DRIVER
5. YELLOW
6. STOP SIGN
7. DANGER ZONE
8. EMERGENCY DOOR
9. AISLE
10. LIGHTS
11. STAY SEATED
12. EYE CONTACT