




Dixon High School – Google Chromebook Visual Guide



Camera

Microphone

Mousepad/Touchpad



Security Cable Slot (not included with Chromebook)

USB-C Port (not for charging Chromebook)

USB Port – Do not charge personal devices via the Chromebook USB ports



Touchscreen


Speaker



Micro SD Slot (not included with Chromebook): Provides extra storage.

USB-C Port: **Charging port** for Chromebook with light to indicate it's charging. Only use the charger provided with your Chromebook

Dixon High School – Google Chromebook's Basic Design



Case needs to be left on at **ALL TIMES**.



Keyboard Listings:

1. **Escape Key**: This will allow you to target off (deselect) the task you're performing.
2. **Back Key/Forward Key**: This will allow you to go to your last webpage or the follow-up webpage you last visited.
3. **Refresh Key**: This will allow you to refresh the current page to its original state. EX: All content is not showing up on your screen.
4. **Restore Up/Down Key**: This will allow you shrink or enlarge your page size.
5. **Screenshot Key**: This will allow you to take a picture of what is currently shown to you on the screen.
6. **Brightness Keys**: This will allow you to adjust the brightness of your screen.
7. **Mute Volume Key**
8. **Volume Keys**: This will allow you to adjust the volume.
9. **Power Key**: This will allow you to power on/off your computer (turns on/off when you open or close your laptop as well).

Dixon High School – Google Chromebook's Basic Design

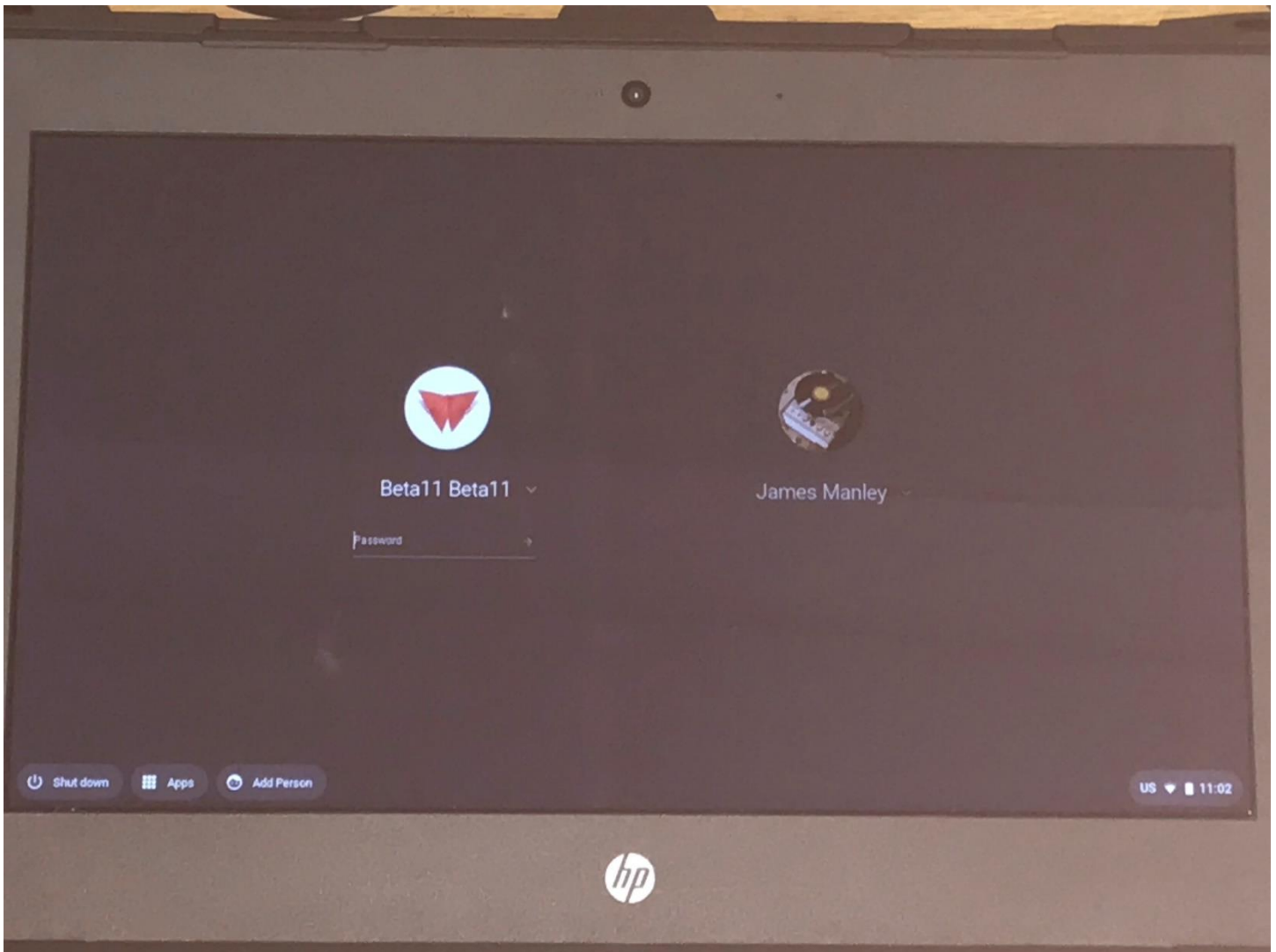


Figure 1.1

Login Page

Bottom-left Side (left to right):

- Shut down button
- App: Click this icon to view all the applications on Chromebook
- Add Person/User: To login for the 1st time, click and enter your email address and password

Bottom-right Side (left to right):

- Wi-Fi button (triangle-shaped): Click this icon to connect to a network.
- Battery charge indicator
- Local Time

Dixon High School – Google Chromebook's Basic Design

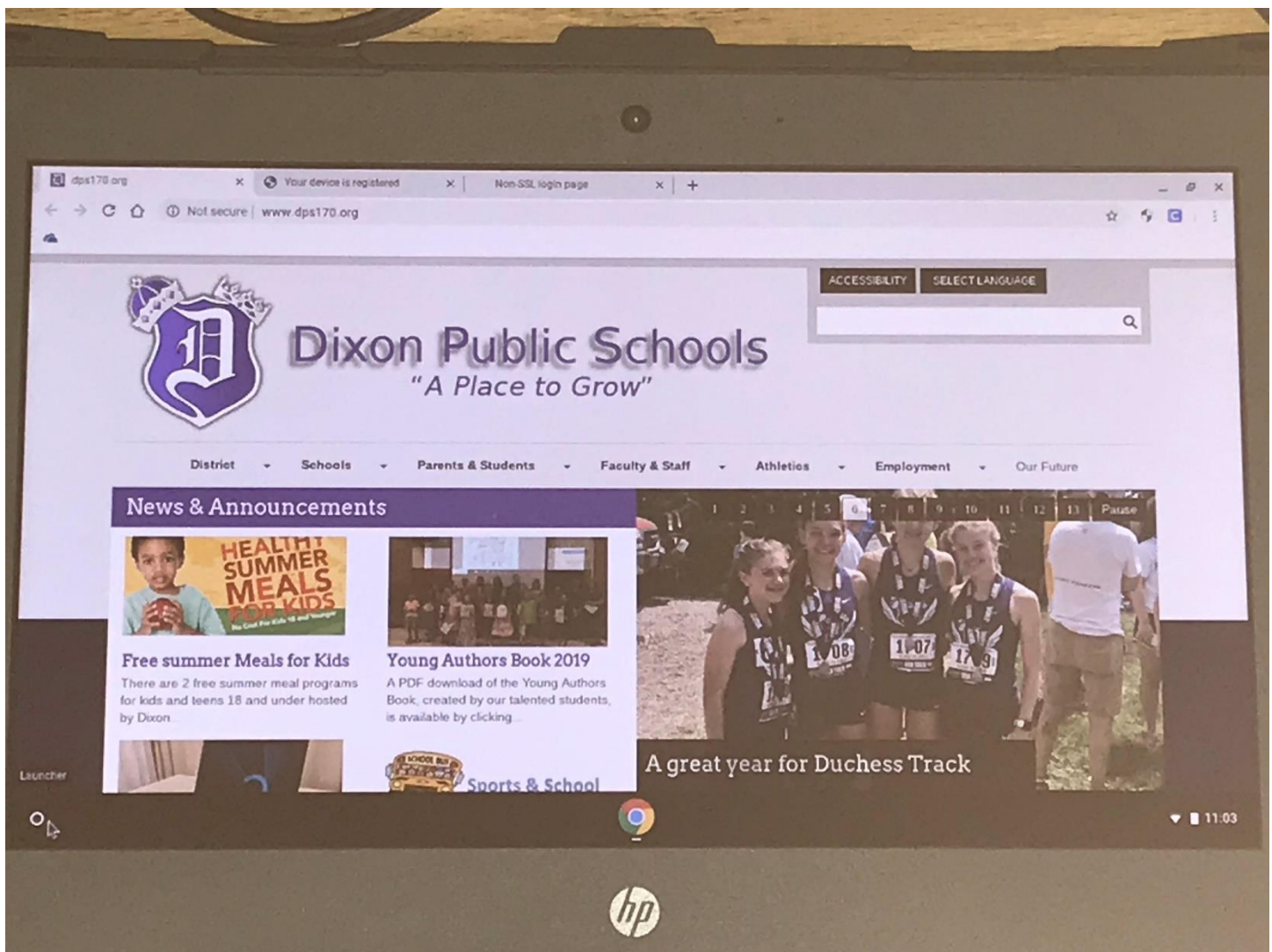


Figure 1.2

Main Page

Bottom-left Side:

- Launcher: Will contain all other applications. EX: Word or Excel
- **NOTE** Only apps approved by Dixon Schools will be available for installation!

Features:

- Battery is rated for over 4,000 charging cycles
- Battery will last for an entire school day
- Sleek and lightweight
- Virus protection built in
- Automatically updates
- Internet content filter works at school and away from school