

2nd Grade

Name _____

Date _____

1.	$12 - 2 =$	21.	$16 - 9 =$
2.	$18 - 8 =$	22.	$14 - 6 =$
3.	$19 - 10 =$	23.	$16 - 8 =$
4.	$14 - 10 =$	24.	$15 - 6 =$
5.	$16 - 6 =$	25.	$17 - 8 =$
6.	$11 - 10 =$	26.	$18 - 9 =$
7.	$17 - 12 =$	27.	$15 - 7 =$
8.	$20 - 10 =$	28.	$13 - 8 =$
9.	$13 - 11 =$	29.	$11 - 3 =$
10.	$18 - 13 =$	30.	$12 - 5 =$
11.	$12 - 3 =$	31.	$11 - 2 =$
12.	$11 - 2 =$	32.	$13 - 6 =$
13.	$14 - 2 =$	33.	$16 - 7 =$
14.	$13 - 4 =$	34.	$12 - 8 =$
15.	$11 - 3 =$	35.	$16 - 13 =$
16.	$13 - 2 =$	36.	$15 - 14 =$
17.	$12 - 4 =$	37.	$17 - 12 =$
18.	$14 - 5 =$	38.	$19 - 16 =$
19.	$11 - 4 =$	39.	$18 - 11 =$
20.	$12 - 5 =$	40.	$20 - 16 =$

Directions: Read the story
two times.

was, his, to

Old Brown Cow

Farmer Jack woke up one day with a crick in his neck. "OW," he did moan and groan. "I need to fix the crick in my neck now! But how?" Farmer Jack was in pain.

He got on his coat and went to the barn. He did scowl as he fed the cow, sow, the hen, and the goat. "I cannot keep up my daily job as a farmer if I still have a pain in my neck," Farmer Jack said. He sat down on a bench to think up a plan.

The old brown cow was strong. He did have the power to hold the load of hay on his back that Farmer Jack had to take to the hillside for the sheep.








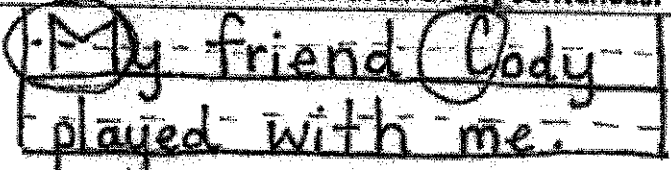
With an scowl and a frown, Farmer Jack did pile the load of hay on the old brown cow. The cow went up the hillside to feed the sheep. "Thanks, old brown cow," said Farmer Jack, and gave the cow a pat.

Underline all the OW words.

Draw a picture and write about your favorite special class.

A series of horizontal lines for drawing and writing. The lines are arranged in pairs, with a solid top line, a dashed middle line, and a solid bottom line, providing a guide for letter height and placement. There are 10 such sets of lines spanning the width of the page.

How is my narrative writing?

		Not Yet	Yes!
Overall	 <p>I wrote about 2 or more things that happened in my story</p>		
Introduction	<p>T</p>  <p>I have a topic sentence that tells what my story will be about.</p>		
Transitions	 <p>My story is in order.</p>		
Craft	  <p>I have pictures and details about what happened.</p>		
Conclusion	<p>C</p>  <p>I found a way to end my story.</p>		
Punctuation	 <p>I used end marks after all my sentences.</p>		
Capitalization	 <p>I used capital letters to start every sentence and for names of people.</p>		

AMI #2

Name _____

Date _____

1.	$15 - 5 =$	21.	$15 - 7 =$
2.	$16 - 6 =$	22.	$18 - 9 =$
3.	$17 - 10 =$	23.	$16 - 8 =$
4.	$12 - 10 =$	24.	$15 - 6 =$
5.	$13 - 3 =$	25.	$17 - 8 =$
6.	$11 - 10 =$	26.	$14 - 6 =$
7.	$19 - 9 =$	27.	$16 - 9 =$
8.	$20 - 10 =$	28.	$13 - 8 =$
9.	$14 - 4 =$	29.	$12 - 5 =$
10.	$18 - 11 =$	30.	$11 - 2 =$
11.	$11 - 2 =$	31.	$11 - 3 =$
12.	$12 - 3 =$	32.	$13 - 8 =$
13.	$14 - 2 =$	33.	$16 - 7 =$
14.	$13 - 4 =$	34.	$12 - 7 =$
15.	$11 - 3 =$	35.	$16 - 3 =$
16.	$12 - 4 =$	36.	$19 - 14 =$
17.	$13 - 2 =$	37.	$17 - 4 =$
18.	$14 - 5 =$	38.	$18 - 16 =$
19.	$11 - 4 =$	39.	$15 - 11 =$
20.	$12 - 5 =$	40.	$20 - 16 =$

Directions: Read the story two times.

Sing A Tune

It was June and the whole class was hot and weary. We wished summer had started by now, but we were still stuck in the classroom.

One day, my teacher, Miss Dune, came up with a rule. If we wished to play while we were still in class, we had to sing a tune. Miss Dune took her flute and played while we sang.

At first, it felt odd. Luke did not wish to sing a tune. Jude and Duke did not wish to sing a tune. We did not wish to be rude, so we played by Miss Dune's rule and gave it a try.

After we sang a tune for some time, we forgot how hot it was. June in Miss Dune's class was not so bad!







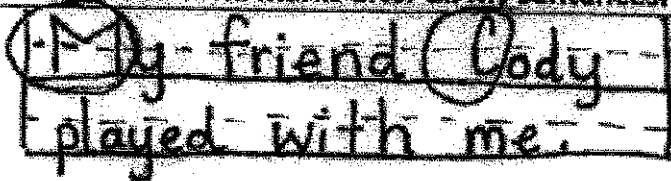
Underline all the u-e words.

Name: _____

**Draw a picture and write about a day
with a friend.**


Name _____ Date _____

How is my narrative writing?

		Not Yet	Yes!
Overall	 <p>I wrote about 2 or more things that happened in my story</p>		
Introduction	<p>T</p>  <p>I have a topic sentence that tells what my story will be about.</p>		
Transitions	 <p>My story is in order.</p>		
Craft	 <p>The ball flew through the air.</p> <p>I have pictures and details about what happened.</p>		
Conclusion	<p>C</p>  <p>I found a way to end my story.</p>		
Punctuation	 <p>I used end marks after all my sentences.</p>		
Capitalization	 <p>I used capital letters to start every sentence and for names of people.</p>		

The Rainy Day

It was raining one day and all I wanted to do was go outside and play. Mom said I could go outside. I had so much fun slipping and sliding. I went to the park and saw a big puddle. I decided to jump in the puddle and found out the puddle was very muddy. I had mud in my hair and on my clothes. When I went back home and showed my mom all she did was laugh. It was the best day of my life. The next time it rains. I want do it all over again.




Name: _____

The Rainy Day

1. What is happening outside in this story?

2. What does the child want to do?

3. What happened when the child went outside?



4. Was the mother upset when she saw the mud?

How do you know?


5. What was your favorite part?

Name: _____

The Rainy Day Story Summary

Name: _____

Digit Values



What is the value of the underlined digit?

814 - The value of the digit 8 is 8 hundreds, or 800.

234 - The value of the digit 3 is 3 tens, or 30.

647 - The value of the digit 7 is 7 ones, or 7.

Write the value of the underlined digit.

a. 729 - _____

b. 436 - _____

c. 861 - _____

d. 45 - _____

e. 589 - _____

f. 109 - _____

g. 952 - _____

h. 802 - _____

i. In the number 238, which digit has the greatest value? _____

j. In the number 619, which digit has the least value? _____

Name: _____

Place Value

6/ Directions: Write the digits in the correct place to form a number.

five tens, six hundreds, four ones

654

eight ones, six tens

four hundreds, nine tens, three ones

seven tens, seven ones, three hundreds

five ones, two hundreds, one ten

five hundreds, six ones, three tens

two tens, five ones

nine hundreds, four tens, eight ones

The Lion and the Mouse

an Aesop fable



- 1 A long time ago, a mouse was looking for a good place to sleep. He climbed up onto what he thought was a small hill of warm, soft grass. He had really crawled up onto a sleeping lion!
- 2 The lion woke up and grabbed the mouse with a huge paw. Then he opened his mouth to eat him. The mouse said, "Forgive me! I didn't mean to wake you. If you let me go, I'll do something to help you someday."
- 3 The lion laughed at the idea that the little mouse could ever help him. "What could a tiny thing like you ever do for me?" the lion said. But he let the mouse go.
- 4 The very next day, two hunters caught the lion. They tied the lion to a tree while they went to get a wagon.
- 5 The lion couldn't move. Just then, the little mouse appeared. "Don't worry, my friend," he said. "I'll help you!" The mouse gnawed at the ropes that held the lion. Soon, the lion broke free. He said to the mouse, "You were right, little one! Already you have helped me and have saved the King of the Beasts!"

Close Reader Habits

Underline sentences that tell important events. As you reread, think how you would retell those events in your own words.



Story

What important events should you include when you recount the story "The Lion and the Mouse"?

Think

- Complete the chart by writing the important events in order.

As you recount a story, be sure to tell what the important events make the characters do.

What Happens in the Story?

Beginning	
Middle	
End	

Talk

- Recount the whole story to your partner in your own words.

Write

- Short Response** Why does the lion tell the mouse, "You were right, little one!"? Use the chart to help you write your answer. Write your answer in the space on page 112.

HINT What important event happens just before the lion says this?

Name _____

Directions: Read each word problem. Use the boxes to show your work with pictures or number sentences.

1. Pam had 19 gumballs. Pam gave 6 gumballs to her little sister. How many gumballs does Pam have left?

_____ gumballs

2. Jack picked 8 flowers. Jill picked 7 flowers. How many flowers did the kids pick together?

_____ flowers

3. Billy found 3 cars under his bed. Billy found 11 more cars in his closet. How many cars did Billy find all together?

_____ cars

4. Kim made 13 cakes for the bakery. Kim sold 8 cakes. How many cakes does Kim have left?

_____ cakes

Write about your favorite
School field trip.

Lester and Lucy Go to School

Lester woke up in a playful mood. He ran in and	9
woke up his sister Lucy. "Lucy, let's go to school	20
today and play some tricks on the kids," he said.	27
"Ok," said Lucy. "That sounds like fun!" The two	36
naughty leprechauns went to school. "Good!" said	45
Lester. "The kids aren't here yet." Lucy walked	53
across all the children's desk, leaving her footprints	61
all over them. Lester took all of the green markers	70
and hid them in a closet. He went over to the soap	78
and turned it green. "The boys and girls are sure	87
going to be surprised when they get to school."	90
Lucy said. "I hope they like our tricks," Lester said	97
laughing. "Let's leave before they get here!"	98

Comprehension Questions: Lester and Lucy Go to School Day 5

1. What kind of mood did Lester wake up in?

2. What trick did Lucy do to the students' desks?

3. What did Lester hide?

4. What other trick did Lester play?

5. What tricks would you play if you were a leprechaun?

Name: _____

August Daily Math #5A

Addition

Write the answer for each problem.

1. $7 + 3 = \underline{\quad}$
2. $8 + 1 = \underline{\quad}$
3. $5 + 6 = \underline{\quad}$
4. $1 + 8 = \underline{\quad}$
5. $2 + 7 = \underline{\quad}$
6. $8 + 2 = \underline{\quad}$

Word Problem

Annie had 9 pencils in her desk. She brought 2 more to school. How many pencils does she have now?

(Show your work)

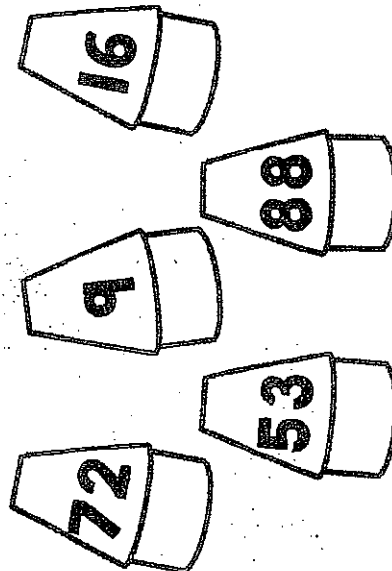
How Much Money?



¢

ODD or EVEN?

odd = purple even = green



Fill in the missing numbers below.

5		15		25
30	35		45	
	60	65		
80			95	

Missing Addend

$$16 - \square = 8$$

WORK SPACE

Add.

$$\begin{array}{r} 40 \\ + 10 \\ \hline \end{array}$$

$$\begin{array}{r} 70 \\ + 20 \\ \hline \end{array}$$

My Best Day at School

Day
5



Grade 2 Reading Comprehension Worksheet

Read the short story. Then answer each question.

Going to the Library


The library is a great place to visit for help with school work, and for fun. You can go to your library, and there will always be someone there to help you find what you want. That someone is a librarian.

You can ask your librarian to help you find books about any subject that interests you. Libraries have books about everything from airplanes to zebras. If you like to read fiction, your librarian can suggest adventure books, fantasy books and much more.

If you are having a hard time finding an answer to a question, ask your librarian to help you find the answer. Your librarian can help you locate information in magazines and newspaper articles, and on the computer.

Libraries are also a great place to go if you want a quiet place to read or study. They have areas with cozy chairs where you can curl up and read a book. They also have tables and chairs where you can work on school reports.

Don't forget to visit your library, and remember to thank your librarian her help.



Questions:

1. Who helps you find what you want at a library?

2. What types of fictional books do libraries have?

3. Where will your librarian help you locate information?

4. Where can you sit to read in a library?

6

Draw a picture and write a story about
your favorite holiday.








A series of horizontal lines for drawing and writing. The lines are arranged in a repeating pattern of a solid top line, a dashed middle line, and a solid bottom line, providing a guide for letter height and placement. There are approximately 15 sets of these three-line guides available for the student's response.

Name _____

Date _____



How is my narrative writing?

		Not Yet	Yes!
Overall	 <p>I wrote about 2 or more things that happened in my story</p>		
Introduction	<p>T</p>  <p>I have a topic sentence that tells what my story will be about.</p>		
Transitions	 <p>My story is in order.</p>		
Craft	 <p>I have pictures and details about what happened.</p>		
Conclusion	<p>C</p>  <p>I found a way to end my story.</p>		
Punctuation	 <p>I used end marks after all my sentences.</p>		
Capitalization	 <p>I used capital letters to start every sentence and for names of people.</p>		

Directions: Read each word problem. Use the boxes to show your work with pictures or number sentences.



5. Bobby ate 12 slices of pizza. Karen ate 8 slices of pizza. How many slices of pizza did they eat together?

_____ slices of pizza

6. Sam had 14 dresses. Sam gave away 3 of her dresses. How many dresses did Sam have left?

_____ dresses

7. Stan had 17 crayons. While Stan was coloring, 5 of the crayons broke. How many crayons does Stan have left?

_____ crayons

8. Mary bought 6 cookies. Tyler bought 6 cookies too. How many cookies did they buy together?

_____ cookies

Name: _____

First Airplane Trip

by Sara Matson

Jake is going on a trip. He and Mom take a taxi to the airport.

"It's my first plane trip," he tells the taxi driver.

"That's great!" the taxi driver says.

Jake rolls his suitcase onto the plane.

"It's my first plane trip," he tells the pilot.

"Welcome aboard," the pilot says.

Jake finds his seat and buckles his seatbelt. The plane's engines rumble and roar. Jake opens his backpack and pulls out Panda.

"It's my first plane trip," he whispers. He holds Panda's paw.

The plane moves faster and faster. Then—Whoosh! On the ground, cars and houses look like toys.

Jake smiles. "Guess what, Panda?" he says. "Flying is fun!"



Name: _____

First Plane Trip

by Sara Matson



1. How do Jake and his mom travel to the airport?
- a. in a plane
 - b. in their car
 - c. in a taxi
 - d. in a bus

2. What does a pilot do?
- _____

3. What does the pilot say to Jake?
- _____

4. Who is Panda?
- a. Jake's brother
 - b. a large animal
 - c. Jake's pet
 - d. a stuffed animal

5. What does Jake whisper to Panda?
- _____

6. Read this sentence from the story:

On the ground, the cars and houses look like toys.

What does this mean?

- a. The cars and houses looked very big.
- b. The cars and houses looked very small.
- c. The cars and houses did not move.
- d. Jake could not see the cars and houses.








Write about a day that
was not so great.

Name _____

Date _____

7

How is my narrative writing?

		Not Yet	Yes!
Overall	 <p>I wrote about 2 or more things that happened in my story</p>		
Introduction	<p>T</p>  <p>I have a topic sentence that tells what my story will be about.</p>		
Transitions	 <p>My story is in order.</p>		
Craft	 <p>I have pictures and details about what happened.</p>		
Conclusion	<p>C</p>  <p>I found a way to end my story.</p>		
Punctuation	 <p>I used end marks after all my sentences.</p>		
Capitalization	 <p>I used capital letters to start every sentence and for names of people.</p>		

Record 'bigger than' and 'less than' for the following numbers in words and symbols in your maths journal.

Symbols: < and >

Words: 'bigger than' and 'less than'

319 > 278 319 is bigger than 278	450 <input type="text"/> 554 450 is _____ than 554
670 <input type="text"/> 675 670 is _____ than 675	430 <input type="text"/> 420 430 is _____ than 420
60 <input type="text"/> 55 60 is _____ than 55	230 <input type="text"/> 240 230 is _____ than 240
543 <input type="text"/> 546 543 is _____ than 546	305 <input type="text"/> 360 305 is _____ than 360
446 <input type="text"/> 546 446 is _____ than 546	989 <input type="text"/> 978 989 is _____ than 978
198 <input type="text"/> 203 198 is _____ than 203	890 <input type="text"/> 900 890 is _____ than 900

Teacher Page

My Pet Tiger

Use the questions and prompt below to encourage your students to discuss and think about the poem.


Before Reading Questions


1. What would your mother or father say if you brought home a pet tiger?
2. Where would your pet tiger sleep?
3. What games would you and the tiger play together?

After Reading Questions

1. Where does Terry T. come from?
2. Why does everyone at school like him?
3. Does Terry T. love the child? How do you know?

Writing Prompt

-  If you took a pet tiger to school, what do you think your teacher would say?
-



use lined
paper to write
response

My Pet Tiger


I have a little tiger.
His name is Terry T.
We found him in the neighborhood
But now he stays with me.

We get up in the morning.
We have our bowl of mush.
Then afterward I brush our teeth
And off to school we rush.

He'll sit there in the corner.
The teacher doesn't mind,
For Terry watches as I work
Until it's recess time.

Then everybody likes to play
With Terry on the grass.
He chases them and they chase him
And he can run so fast.

He really is my best friend.
I think he loves me too,
Though Mommy says with Terry here
We're living in a zoo.



SPECIAL WORDS

mush

teeth


time

chase

fast

love

My Pet Tiger



READING COMPREHENSION

Fill in the blanks with the word that best completes the sentence.

- 1 Terry is a _____
fish pig tiger lion
- 2 We _____ Terry T. in the neighborhood.
heard ate found watched
- 3 Every morning, we have our _____ of mush.
jar can bowl cup
- 4 Who brushes Terry's teeth? _____
my mother Terry me my brother
- 5 Terry T. sits in the _____ while I work at school.
water chair corner front


RHYME TIME

Circle the words in each column that rhyme with the word in bold. What other words rhyme with that word? Write them in the spaces below.

mush	teeth	time	chase	fast	love
crush	tease	dime	face	mast	shove
ring	wreath	din	race	last	long
_____	_____	_____	_____	_____	_____
_____	_____	_____	_____	_____	_____


Name _____

My Pet Tiger



READ, THINK, DRAW

- ◆ Put mush in Terry T.'s bowl.
- ◆ Draw Terry T.



WORD WORK

Unscramble the letters to write the words listed in the box below.

mush

teeth

time

chase

fast

love

hteet _____

tsaf _____

eolv _____

hcsae _____

shum _____

emit _____


Fill in the blanks using the words listed in the box above.

1 Each morning, Terry T. and I have our bowl of _____.

2 Terry T. can run so _____.

Name _____


Date _____



Handwriting practice lines consisting of multiple sets of three horizontal lines (top solid, middle dashed, bottom solid) for letter formation.

Name _____

Date _____



Handwriting practice lines consisting of multiple sets of three horizontal lines (top solid, middle dashed, bottom solid) for letter formation.

Name _____ Date _____

8

Use the hundreds chart to answer the questions below.

1	2	3	4	5	6	7	8	9	10
11	12	13	14	15	16	17	18	19	20
21	22	23	24	25	26	27	28	29	30
31	32	33	34	35	36	37	38	39	40
41	42	43	44	45	46	47	48	49	50
51	52	53	54	55	56	57	58	59	60
61	62	63	64	65	66	67	68	69	70
71	72	73	74	75	76	77	78	79	80
81	82	83	84	85	86	87	88	89	90
91	92	93	94	95	96	97	98	99	100

- ① What is 10 more than 35? _____
- ② What is 10 more than 82? _____
- ③ What is 10 more than 16? _____
- ④ What is 10 more than 59? _____
- ⑤ What is 10 more than 47? _____
- ⑥ What is 10 less than 97? _____
- ⑦ What is 10 less than 23? _____
- ⑧ What is 10 less than 76? _____
- ⑨ What is 10 less than 13? _____
- ⑩ What is 10 less than 48? _____
- ⑪ What is 10 more than 9? _____
- ⑫ What is 10 less than 25? _____