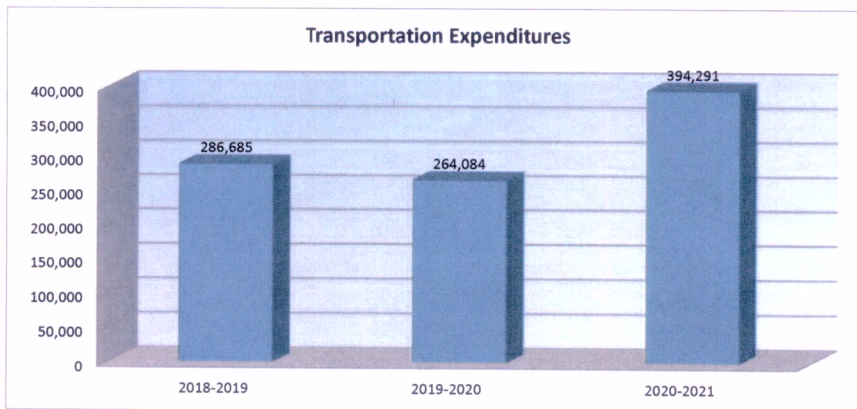


Transportation Expenditures (2700)

	2018-2019 Actual	2019-2020 Actual	% inc/ dec	2020-2021 Budget	% inc/ dec
General	176,431	166,065	-6%	228,828	38%
Federal Funds	0	0	0%	0	0%
Supplemental General	0	0	0%	0	0%
Preschool-Aged At-Risk	6,410	5,843	-9%	6,832	17%
At Risk (K-12)	0	323	0%	339	5%
Bilingual Education	0	0	0%	0	0%
Virtual Education	0	0	0%	0	0%
Capital Outlay	85,027	53,646	-37%	97,250	81%
Driver Training	0	0	0%	0	0%
Declining Enrollment	0	0	0%	0	0%
Extraordinary School Program	0	0	0%	0	0%
Food Service	0	0	0%	0	0%
Professional Development	0	0	0%	0	0%
Parent Education Program	0	0	0%	0	0%
Summer School	0	0	0%	0	0%
Special Education	0	12,681	0%	26,387	108%
Cost of Living	0	0	0%	0	0%
Career and Postsecondary Ed.	12,817	13,526	6%	16,655	23%
Gifts/Grants	0	0	0%	0	0%
Special Liability	0	0	0%	0	0%
School Retirement	0	0	0%	0	0%
Extraordinary Growth Facilities	0	0	0%	0	0%
Special Reserve	0	0	0%		
KPERS Spec. Ret. Contribution	6,000	12,000	100%	18,000	50%
Contingency Reserve	0	0	0%		
Text Book & Student Material	0	0	0%		
Activity Fund	0	0	0%		
Bond and Interest #1	0	0	0%	0	0%
Bond and Interest #2	0	0	0%	0	0%
No-Fund Warrant	0	0	0%	0	0%
Special Assessment	0	0	0%	0	0%
Temporary Note	0	0	0%	0	0%
SUBTOTAL	286,685	264,084	-8%	394,291	49%
Enrollment (FTE)*	591.0	578.2	-2%	625.8	8%
Amount per Pupil	485	457	-6%	630	38%
Adult Education	0	0	0%	0	0%
Adult Supplemental Education	0	0	0%	0	0%
Special Education Coop	0	0	0%	0	0%
TOTAL	286,685	264,084	-8%	394,291	49%



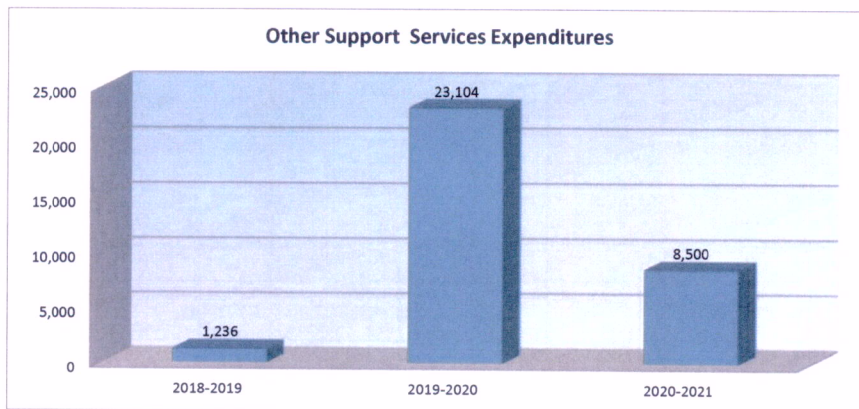
NOTE: Gifts/Grants includes private grants and grants from nonfederal sources.

Amount per pupil excludes the following funds: Adult Education, Adult Supplemental Education, and Special Education Coop.

*FTE enrollment is based on 9/20 and 2/20, including 4yr old at-risk. Beginning in the 2017-18 school year, full-day kindergarten is funded as 1.0 FTE. If the district offered full-day kindergarten in the 2017-18 school year, the 2016-17 kindergarten FTE is funded as 1.0 regardless of attendance. Includes virtual enrollment.

Other Support Services Expenditures (2900)

	2018-2019 Actual	2019-2020 Actual	% inc/ dec	2020-2021 Budget	% inc/ dec
General	414	11,323	2635%	6,000	-47%
Federal Funds	0	0	0%	0	0%
Supplemental General	0	0	0%	0	0%
Preschool-Aged At-Risk	0	3,844	0%	0	-100%
At Risk (K-12)	0	0	0%	0	0%
Bilingual Education	0	0	0%	0	0%
Virtual Education	0	0	0%	0	0%
Capital Outlay	0	7,249	0%	0	-100%
Driver Training	0	0	0%	0	0%
Declining Enrollment	0	0	0%	0	0%
Extraordinary School Program	0	0	0%	0	0%
Food Service	0	0	0%	0	0%
Professional Development	822	688	-16%	2,500	263%
Parent Education Program	0	0	0%	0	0%
Summer School	0	0	0%	0	0%
Special Education	0	0	0%	0	0%
Cost of Living	0	0	0%	0	0%
Career and Postsecondary Ed.	0	0	0%	0	0%
Gifts/Grants	0	0	0%	0	0%
Special Liability	0	0	0%	0	0%
School Retirement	0	0	0%	0	0%
Extraordinary Growth Facilities	0	0	0%	0	0%
Special Reserve	0	0	0%		
KPERS Spec. Ret. Contribution	0	0	0%	0	0%
Contingency Reserve	0	0	0%		
Text Book & Student Material	0	0	0%		
Activity Fund	0	0	0%		
Bond and Interest #1	0	0	0%	0	0%
Bond and Interest #2	0	0	0%	0	0%
No-Fund Warrant	0	0	0%	0	0%
Special Assessment	0	0	0%	0	0%
Temporary Note	0	0	0%	0	0%
SUBTOTAL	1,236	23,104	1769%	8,500	-63%
Enrollment (FTE)*	591.0	578.2	-2%	625.8	8%
Amount per Pupil	2	40	1811%	14	-66%
Adult Education	0	0	0%	0	0%
Adult Supplemental Education	0	0	0%	0	0%
Special Education Coop	0	0	0%	0	0%
TOTAL	1,236	23,104	1769%	8,500	-63%



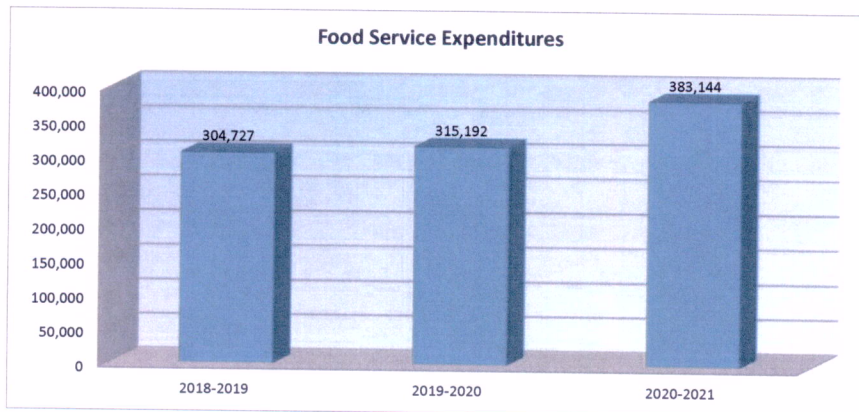
NOTE: Gifts/Grants includes private grants and grants from nonfederal sources.

Amount per pupil excludes the following funds: Adult Education, Adult Supplemental Education, and Special Education Coop.

*FTE enrollment is based on 9/20 and 2/20, including 4yr old at-risk. Beginning in the 2017-18 school year, full-day kindergarten is funded as 1.0 FTE. If the district offered full-day kindergarten in the 2016-17 school year, the 2016-17 kindergarten FTE is funded as 1.0 regardless of attendance. Includes virtual enrollment.

Food Services Expenditures (3100)

	2018-2019 Actual	2019-2020 Actual	% inc/ dec	2020-2021 Budget	% inc/ dec
General	0	0	0%	0	0%
Federal Funds	0	0	0%	0	0%
Supplemental General	0	0	0%	0	0%
Preschool-Aged At-Risk	0	0	0%	0	0%
At Risk (K-12)	0	0	0%	0	0%
Bilingual Education	0	0	0%	0	0%
Virtual Education	0	0	0%	0	0%
Capital Outlay	0	0	0%	0	0%
Driver Training	0	0	0%	0	0%
Declining Enrollment	0	0	0%	0	0%
Extraordinary School Program	0	0	0%	0	0%
Food Service	286,727	295,191	3%	361,144	22%
Professional Development	0	0	0%	0	0%
Parent Education Program	0	0	0%	0	0%
Summer School	0	0	0%	0	0%
Special Education	0	0	0%	0	0%
Cost of Living	0	0	0%	0	0%
Career and Postsecondary Ed.	0	0	0%	0	0%
Gifts/Grants	0	0	0%	0	0%
Special Liability	0	0	0%	0	0%
School Retirement	0	0	0%	0	0%
Extraordinary Growth Facilities	0	0	0%	0	0%
Special Reserve	0	0	0%	0	0%
KPERS Spec. Ret. Contribution	18,000	20,001	11%	22,000	10%
Contingency Reserve	0	0	0%	0	0%
Text Book & Student Material	0	0	0%	0	0%
Activity Fund	0	0	0%	0	0%
Bond and Interest #1	0	0	0%	0	0%
Bond and Interest #2	0	0	0%	0	0%
No-Fund Warrant	0	0	0%	0	0%
Special Assessment	0	0	0%	0	0%
Temporary Note	0	0	0%	0	0%
SUBTOTAL	304,727	315,192	3%	383,144	22%
Enrollment (FTE)*	591.0	578.2	-2%	625.8	8%
Amount per Pupil	516	545	6%	612	12%
Adult Education	0	0	0%	0	0%
Adult Supplemental Education	0	0	0%	0	0%
Special Education Coop	0	0	0%	0	0%
TOTAL	304,727	315,192	3%	383,144	22%



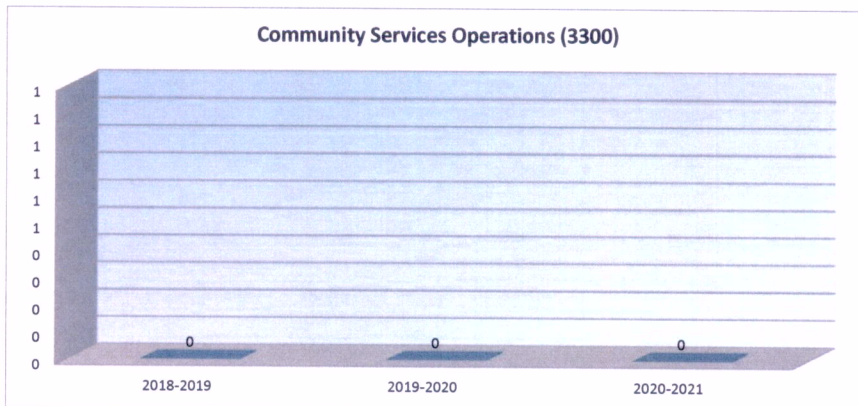
NOTE: Gifts/Grants includes private grants and grants from nonfederal sources.

Amount per pupil excludes the following funds: Adult Education, Adult Supplemental Education, and Special Education Coop.

*FTE enrollment is based on 9/20 and 2/20, including 4yr old at-risk. Beginning in the 2017-18 school year, full-day kindergarten is funded as 1.0 FTE. If the district offered full-day kindergarten in the 2017-18 school year, the 2016-17 kindergarten FTE is funded as 1.0 regardless of attendance. Includes virtual enrollment.

Community Services Operations (3300)

	2018-2019 Actual	2019-2020 Actual	% inc/ dec	2020-2021 Budget	% inc/ dec
General	0	0	0%	0	0%
Federal Funds	0	0	0%	0	0%
Supplemental General	0	0	0%	0	0%
Preschool-Aged At-Risk	0	0	0%	0	0%
At Risk (K-12)	0	0	0%	0	0%
Bilingual Education	0	0	0%	0	0%
Virtual Education	0	0	0%	0	0%
Capital Outlay	0	0	0%	0	0%
Driver Training	0	0	0%	0	0%
Declining Enrollment	0	0	0%	0	0%
Extraordinary School Program	0	0	0%	0	0%
Food Service	0	0	0%	0	0%
Professional Development	0	0	0%	0	0%
Parent Education Program	0	0	0%	0	0%
Summer School	0	0	0%	0	0%
Special Education	0	0	0%	0	0%
Cost of Living	0	0	0%	0	0%
Career and Postsecondary Ed.	0	0	0%	0	0%
Gifts/Grants	0	0	0%	0	0%
Special Liability	0	0	0%	0	0%
School Retirement	0	0	0%	0	0%
Extraordinary Growth Facilities	0	0	0%	0	0%
Special Reserve	0	0	0%		
KPERS Spec. Ret. Contribution	0	0	0%	0	0%
Contingency Reserve	0	0	0%		
Text Book & Student Material	0	0	0%		
Activity Fund	0	0	0%		
Bond and Interest #1	0	0	0%	0	0%
Bond and Interest #2	0	0	0%	0	0%
No-Fund Warrant	0	0	0%	0	0%
Special Assessment	0	0	0%	0	0%
Temporary Note	0	0	0%	0	0%
SUBTOTAL	0	0	0%	0	0%
Enrollment (FTE)*	591.0	578.2	-2%	625.8	8%
Amount per Pupil	0	0	0%	0	0%
Adult Education	0	0	0%	0	0%
Adult Supplemental Education	0	0	0%	0	0%
Special Education Coop	0	0	0%	0	0%
TOTAL	0	0	0%	0	0%



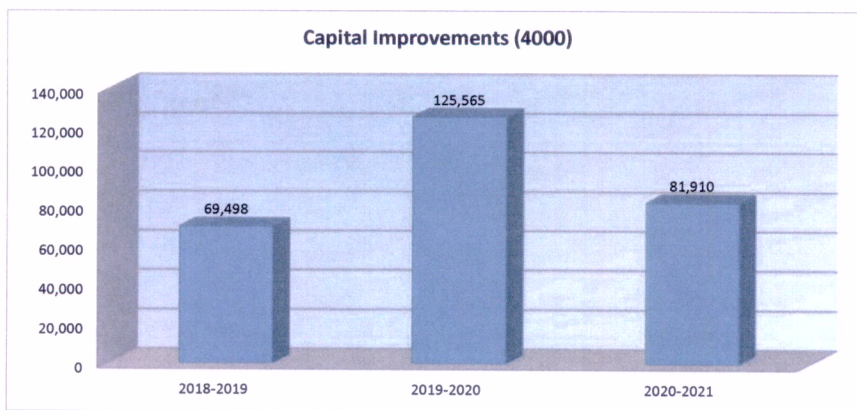
NOTE: Gifts/Grants includes private grants and grants from nonfederal sources.

Amount per pupil excludes the following funds: Adult Education, Adult Supplemental Education, and Special Education Coop.

*FTE enrollment is based on 9/20 and 2/20, including 4yr old at-risk. Beginning in the 2017-18 school year, full-day kindergarten is funded as 1.0 FTE. If the district offered full-day kindergarten in the 2017-18 school year, the 2016-17 kindergarten FTE is funded as 1.0 regardless of attendance. Includes virtual enrollment.

Capital Improvements Expenditures (4000)

	2018-2019 Actual	2019-2020 Actual	% inc/ dec	2020-2021 Budget	% inc/ dec
General	0	0	0%	0	0%
Federal Funds	0	0	0%	0	0%
Supplemental General	0	0	0%	0	0%
Preschool-Aged At-Risk	0	0	0%	0	0%
At Risk (K-12)	0	0	0%	0	0%
Bilingual Education	0	0	0%	0	0%
Virtual Education	0	0	0%	0	0%
Capital Outlay	69,498	125,565	81%	81,910	-35%
Driver Training	0	0	0%	0	0%
Declining Enrollment	0	0	0%	0	0%
Extraordinary School Program	0	0	0%	0	0%
Food Service	0	0	0%	0	0%
Professional Development	0	0	0%	0	0%
Parent Education Program	0	0	0%	0	0%
Summer School	0	0	0%	0	0%
Special Education	0	0	0%	0	0%
Cost of Living	0	0	0%	0	0%
Career and Postsecondary Ed.	0	0	0%	0	0%
Gifts/Grants	0	0	0%	0	0%
Special Liability	0	0	0%	0	0%
School Retirement	0	0	0%	0	0%
Extraordinary Growth Facilities	0	0	0%	0	0%
Special Reserve	0	0	0%		
KPERS Spec. Ret. Contribution	0	0	0%	0	0%
Contingency Reserve	0	0	0%		
Text Book & Student Material	0	0	0%		
Activity Fund	0	0	0%		
Bond and Interest #1	0	0	0%	0	0%
Bond and Interest #2	0	0	0%	0	0%
No-Fund Warrant	0	0	0%	0	0%
Special Assessment	0	0	0%	0	0%
Temporary Note	0	0	0%	0	0%
SUBTOTAL	69,498	125,565	81%	81,910	-35%
Enrollment (FTE)*	591.0	578.2	-2%	625.8	8%
Amount per Pupil	118	217	85%	131	-40%
Adult Education	0	0	0%	0	0%
Adult Supplemental Education	0	0	0%	0	0%
Special Education Coop	0	0	0%	0	0%
TOTAL	69,498	125,565	81%	81,910	-35%



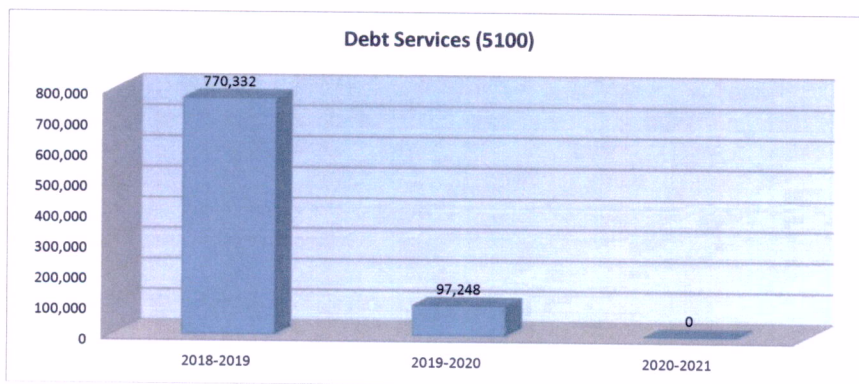
NOTE: Gifts/Grants includes private grants and grants from nonfederal sources.

Amount per pupil excludes the following funds: Adult Education, Adult Supplemental Education, and Special Education Coop.

*FTE enrollment is based on 9/20 and 2/20, including 4yr old at-risk. Beginning in the 2017-18 school year, full-day kindergarten is funded as 1.0 FTE. If the district offered full-day kindergarten in the 2017-18 school year, the 2016-17 kindergarten FTE is funded as 1.0 regardless of attendance. Includes virtual enrollment.

Debt Services Expenditures (5100)

	2018-2019 Actual	2019-2020 Actual	% inc/ dec	2020-2021 Budget	% inc/ dec
General	0	0	0%	0	0%
Federal Funds	0	0	0%	0	0%
Supplemental General	0	0	0%	0	0%
Preschool-Aged At-Risk	0	0	0%	0	0%
At Risk (K-12)	0	0	0%	0	0%
Bilingual Education	0	0	0%	0	0%
Virtual Education	0	0	0%	0	0%
Capital Outlay	361,652	90,536	-75%	0	-100%
Driver Training	0	0	0%	0	0%
Declining Enrollment	0	0	0%	0	0%
Extraordinary School Program	0	0	0%	0	0%
Food Service	0	0	0%	0	0%
Professional Development	0	0	0%	0	0%
Parent Education Program	0	0	0%	0	0%
Summer School	0	0	0%	0	0%
Special Education	0	0	0%	0	0%
Cost of Living	0	0	0%	0	0%
Career and Postsecondary Ed.	0	0	0%	0	0%
Gifts/Grants	0	0	0%	0	0%
Special Liability	0	0	0%	0	0%
School Retirement	0	0	0%	0	0%
Extraordinary Growth Facilities	0	0	0%	0	0%
Special Reserve	0	0	0%		
KPERS Spec. Ret. Contribution	0	0	0%	0	0%
Contingency Reserve	0	0	0%		
Text Book & Student Material	0	0	0%		
Activity Fund	0	0	0%		
Bond and Interest #1	0	0	0%	0	0%
Bond and Interest #2	408,680	6,712	-98%	0	-100%
No-Fund Warrant	0	0	0%	0	0%
Special Assessment	0	0	0%	0	0%
Temporary Note	0	0	0%	0	0%
SUBTOTAL	770,332	97,248	-87%	0	-100%
Enrollment (FTE)*	591.0	578.2	-2%	625.8	8%
Amount per Pupil	1,303	168	-87%	0	-100%
Adult Education	0	0	0%	0	0%
Adult Supplemental Education	0	0	0%	0	0%
Special Education Coop	0	0	0%	0	0%
TOTAL	770,332	97,248	-87%	0	-100%



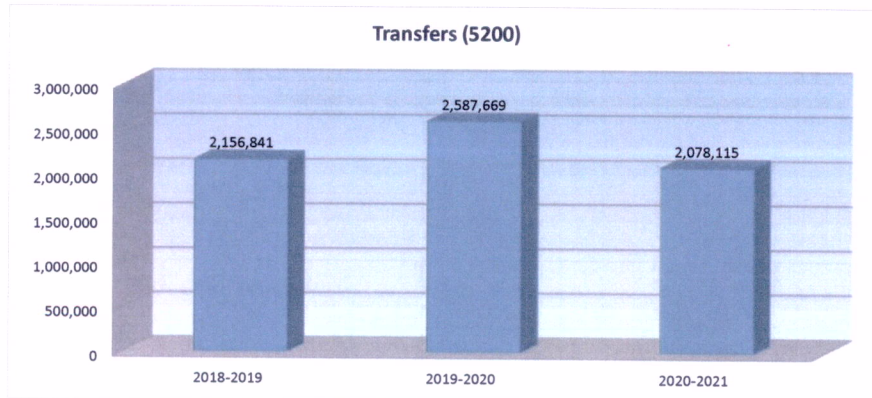
NOTE: Gifts/Grants includes private grants and grants from nonfederal sources.

Amount per pupil excludes the following funds: Adult Education, Adult Supplemental Education, and Special Education Coop.

*FTE enrollment is based on 9/20 and 2/20, including 4yr old at-risk. Beginning in the 2017-18 school year, full-day kindergarten is funded as 1.0 FTE. If the district offered full-day kindergarten in the 2017-18 school year, the 2016-17 kindergarten FTE is funded as 1.0 regardless of attendance. Includes virtual enrollment.

Transfers (5200)

	2018-2019 Actual		2019-2020 Actual	% inc/ dec		2020-2021 Budget	% inc/ dec
General	1,241,081		1,675,425	35%		1,146,320	-32%
Federal Funds	0		0	0%		0	0%
Supplemental General	915,760		912,244	0%		931,795	2%
Preschool-Aged At-Risk	0		0	0%		0	0%
At Risk (K-12)	0		0	n/a		0	n/a
Bilingual Education	0		0	n/a		0	n/a
Virtual Education	0		0	n/a		0	n/a
Capital Outlay	0		0	n/a		0	n/a
Driver Training	0		0	n/a		0	n/a
Declining Enrollment	0		0	0%		0	0%
Extraordinary School Program	0		0	0%		0	0%
Food Service	0		0	0%		0	0%
Professional Development	0		0	n/a		0	n/a
Parent Education Program	0		0	n/a		0	n/a
Summer School	0		0	n/a		0	n/a
Special Education	0		0	n/a		0	n/a
Cost of Living	0		0	0%		0	0%
Career and Postsecondary Ed.	0		0	n/a		0	n/a
Gifts/Grants	0		0	0%		0	0%
Special Liability	0		0	0%		0	0%
School Retirement	0		0	0%		0	0%
Extraordinary Growth Facilities	0		0	0%		0	0%
Special Reserve	0		0	0%		0	0%
KPERS Spec. Ret. Contribution	0		0	0%		0	0%
Contingency Reserve	0		0	0%		0	0%
Text Book & Student Material	0		0	n/a		0	n/a
Activity Fund	0		0	0%		0	0%
Bond and Interest #1	0		0	0%		0	0%
Bond and Interest #2	0		0	0%		0	0%
No-Fund Warrant	0		0	0%		0	0%
Special Assessment	0		0	0%		0	0%
Temporary Note	0		0	0%		0	0%
SUBTOTAL	2,156,841		2,587,669	20%		2,078,115	-20%
Enrollment (FTE)*	591.0		578.2	-2%		625.8	8%
Amount per Pupil	3,649		4,475	23%		3,321	-26%
Adult Education	0		0	0%		0	0%
Adult Supplemental Education	0		0	0%		0	0%
Special Education Coop	0		0	0%		0	0%
TOTAL	2,156,841		2,587,669	20%		2,078,115	-20%



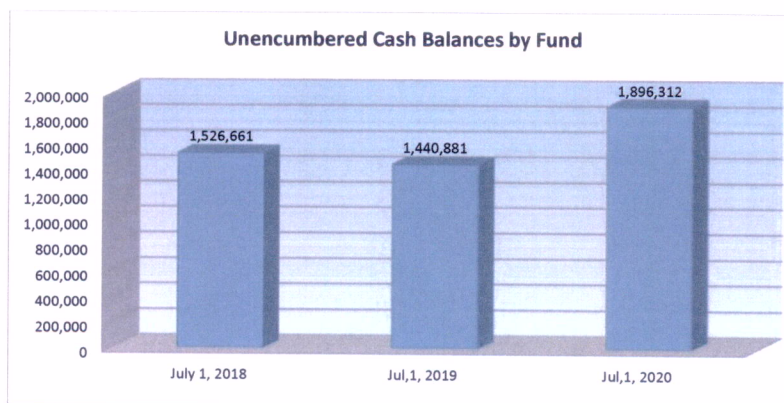
NOTE: Gifts/Grants includes private grants and grants from nonfederal sources.

Amount per pupil excludes the following funds: Adult Education, Adult Supplemental Education, and Special Education Coop.

*FTE enrollment is based on 9/20 and 2/20, including 4yr old at-risk. Beginning in the 2017-18 school year, full-day kindergarten is funded as 1.0 FTE. If the district offered full-day kindergarten in the 2017-18 school year, the 2016-17 kindergarten FTE is funded as 1.0 regardless of attendance. Includes virtual enrollment.

Miscellaneous Information
Unencumbered Cash Balance by Fund

	July 1, 2018	Jul,1, 2019	Jul,1, 2020
General	0	4,760	0
Federal Funds	0	0	0
Supplemental General	0	195,060	85,458
Preschool-Aged At-Risk	0	0	0
At Risk (K-12)	0	0	34,881
Bilingual Education	0	0	0
Virtual Education	0	0	0
Capital Outlay	601,747	316,995	797,681
Driver Training	24,539	24,851	33,941
Declining Enrollment	0	0	0
Extraordinary School Program	0	0	0
Food Service	51,845	69,924	72,232
Professional Development	22,106	35,121	53,600
Parent Education Program	0	0	0
Summer School	0	0	0
Special Education	100,000	120,407	135,231
Cost of Living	0	0	0
Career and Post-Secondary Ed.	0	1,526	0
Gifts/Grants	4,680	5	8,181
Special Liability	0	0	0
School Retirement	0	0	0
Extraordinary Growth Facilities	0	0	0
Special Reserve	0	0	0
KPERS Spec. Ret. Contribution	0	0	0
Contingency Reserve	457,412	551,082	546,523
Text Book & Student Material	10,612	22,973	21,102
Activity Fund	48,030	98,177	107,482
Bond and Interest #1	0	0	0
Bond and Interest #2	205,690	0	0
No Fund Warrant	0	0	0
Special Assessment	0	0	0
Temporary Note	0	0	0
SUBTOTAL	1,526,661	1,440,881	1,896,312
Enrollment (FTE)*	591.0	578.2	625.8
Amount per Pupil	2,583	2,492	3,030
Adult Education	0	0	0
Adult Supplemental Education	0	0	0
Special Education Coop	0	0	0
TOTAL	1,526,661	1,440,881	1,896,312



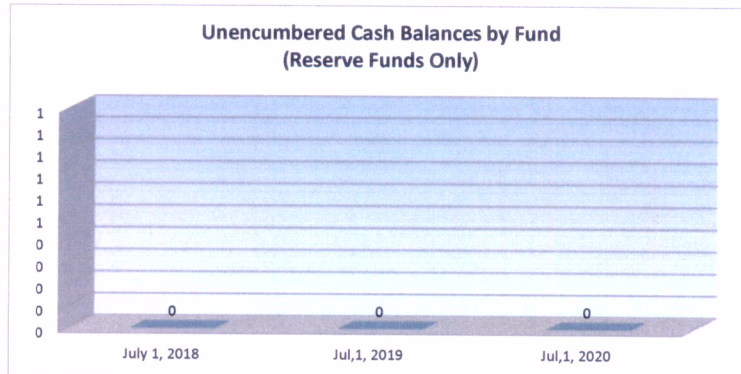
NOTE: Gifts/Grants includes private grants and grants from nonfederal sources.

Amount per pupil excludes the following funds: Adult Education, Adult Supplemental Education, and Special Education Coop.

*FTE enrollment is based on 9/20 and 2/20, including 4yr old at-risk. Beginning in the 2017-18 school year, full-day kindergarten is funded as 1.0 FTE. If the district offered full-day kindergarten in the 2017-18 school year, the 2016-17 kindergarten FTE is funded as 1.0 regardless of attendance. Includes virtual enrollment.

**Reserve Funds
Unencumbered Cash Balance**

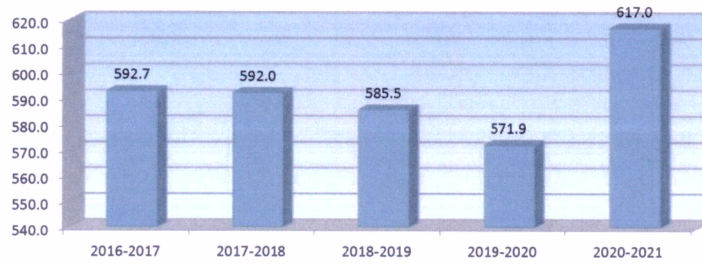
	July 1, 2018	Jul,1, 2019	Jul,1, 2020
Special Reserve	0	0	0
TOTAL OTHER	0	0	0
Amount per Pupil	\$0	\$0	\$0



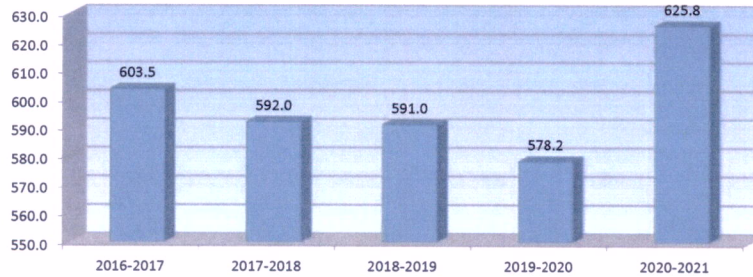
*School districts are authorized by law to self insure rather than purchase insurance for the following categories: Worker's Comp, Health Insurance, Life Insurance, Property and Casualty (Risk Management) and Disability Income Insurance. Monies are placed in the Self Insured Fund to pay for claims which may arise from the categories listed above.

	2016-2017 Actual	2017-2018 Actual	% inc/ dec	2018-2019 Actual	% inc/ dec	2019-2020 Actual	% inc/ dec	2020-2021 Budget	% inc/ dec
FTE Enrollment (excl. Virtual)*	592.7	592.0	0%	585.5	-1%	571.9	-2%	617.0	8%
FTE Enrollment (incl. Virtual)*	603.5	592.0	-2%	591.0	0%	578.2	-2%	625.8	8%
Number of Students - Free Meals	328	285	-13%	278	-2%	258	-7%	250	-3%
Number of Students - Reduced Meals	59	66	12%	77	17%	64	-17%	70	9%

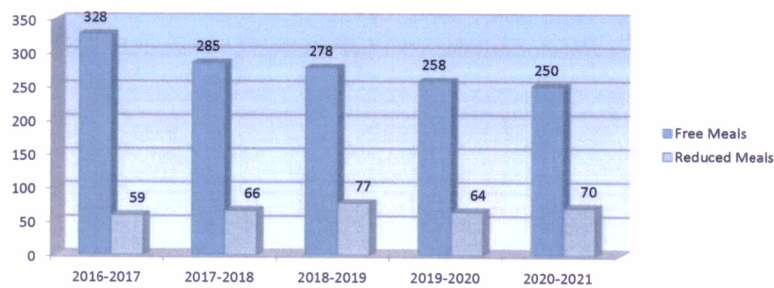
FTE Enrollment (excl Virtual) for Computing State Foundation Aid



FTE Enrollment (incl Virtual) for
Calculating "Amount per Pupil"



Low Income Students

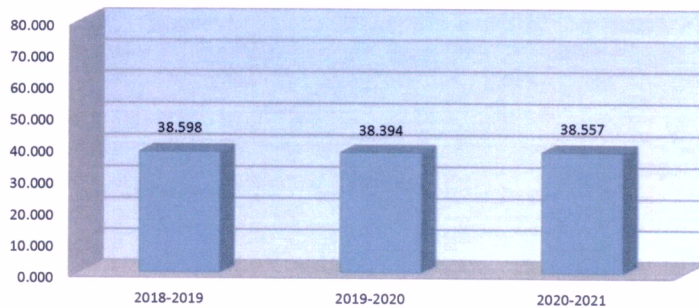


*FTE Enrollment is based on 9/20 and 2/20, including 4yr old at-risk. Beginning in the 2017-2018 school year, full-day kindergarten is funded as 1.0 FTE. If the district offered full-day kindergarten in the 2017-18 school year, full-day kindergarten is funded as 1.0 FTE. KAMS FTE is excluded.

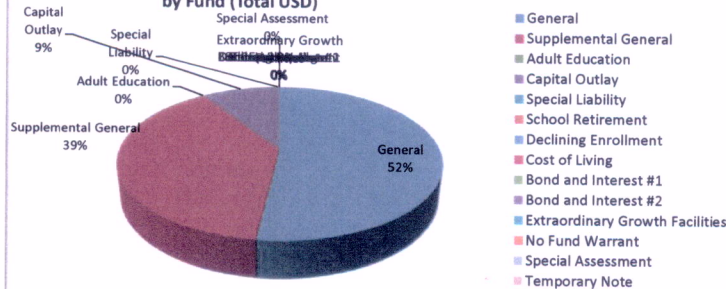
**Miscellaneous Information
Mill Rates by Fund**

	2018-2019 Actual	2019-2020 Actual	2020-2021 Budget
General	20.000	20.000	20.000
Supplemental General	18.598	14.795	14.957
Adult Education	0.000	0.000	0.000
Capital Outlay	0.000	3.599	3.600
Declining Enrollment	0.000	0.000	0.000
Cost of Living	0.000	0.000	0.000
Special Liability	0.000	0.000	0.000
School Retirement	0.000	0.000	0.000
Extraordinary Growth Facilities	0.000	0.000	0.000
Bond and Interest #1	0.000	0.000	0.000
Bond and Interest #2	0.000	0.000	0.000
No Fund Warrant	0.000	0.000	0.000
Special Assessment	0.000	0.000	0.000
Temporary Note	0.000	0.000	0.000
TOTAL USD	38.598	38.394	38.557
Historical Museum	0.000	0.000	0.000
Public Library Board	0.000	0.000	0.000
Public Library Brd & Emp Benf	0.000	0.000	0.000
Recreation Commission #406	2.507	2.559	2.576
Recreation Commission #486	2.000	2.000	2.000
TOTAL OTHER	4.507	4.559	4.576

Total USD Mill Rates



**Miscellaneous Information Mill Rates
by Fund (Total USD)**



Other Information

	2018-2019 Actual	2019-2020 Actual	2020-2021 Budget
Assessed Valuation	\$41,158,155	\$42,978,523	\$43,177,346
Total USD Debt	\$605,402	\$267,941	\$203,825

